



Installation System OptiLine 50

Catalogue 05/2019

Supreme simplicity and pure performance

se.com

Life Is On

Schneider
Electric



P112339



P101877



P111103



P112974



P112344



P112345

Contents



| | |
|---|-----------|
| Quick-couplings & outlets..... | 13 |
| Presentation | 13 |
| Choice guide | 26 |
| Range | 30 |



| | |
|------------------------------------|-----------|
| Installation trunking | 49 |
| Presentation | 49 |
| Design and dimensions | 58 |
| Cable capacity | 59 |
| Choice guide plastic | 60 |
| Choice guide steel | 64 |
| Choice guide aluminium | 66 |
| Range | 68 |
| Technical description | 90 |



| | |
|--------------------------|-----------|
| Outlet poles..... | 93 |
| Presentation | 93 |
| Range | 98 |



| | |
|-----------------------------|------------|
| Outlet posts..... | 115 |
| Presentation | 115 |
| Range | 117 |
| Technical description | 123 |



| | |
|------------------------------|------------|
| Furniture boxes | 125 |
| Presentation | 125 |
| Range | 127 |
| Technical description | 133 |




| | |
|---------------------------------|------------|
| Floor outlet boxes | 135 |
| Presentation | 135 |
| Range | 142 |
| Technical description | 148 |

| | |
|--|------------|
| Reference number overview | 152 |
|--|------------|

P111104

Installation system

OptiLine 50





Discover what OptiLine 50 can do for you

OptiLine 50 is a state-of-the-art solution in every aspect; easy to install and use, environmentally optimised, totally integrated, flexible and adjustable – and in appealing, timeless design.

So whether you are the specifier, installer, building owner or tenant, you will benefit from the outstanding installation infrastructure of OptiLine 50. Enjoy all the advantages, from the tool-less click-in technology to the extensive installation possibilities, granting easily accessible power and data for the users.

When design and function speak the same language

OptiLine 50 installation system sets the standard for more effective installations. Loads of considerable benefits will make your work easier, regarding both better installations in the future and a smarter everyday life. Try it out and discover a source for greater business potential.

By and for professionals

OptiLine 50 was developed in close co-operation with more than 250 electricians, consultants and users. They have continuously provided us with their views on our ideas. After that, they have tested, tested and tested. As a result, OptiLine installation system includes only the solutions that passed their strict judgement. For who knows better than you what you need?



P112685

Trunking

On the wall, high up or right down – install our trunking wherever it suits you. Choose between aluminium, halogen-free plastic, PVC or steel.



P140745

Outlet poles

Outlet poles provide excellent flexibility for the end-user. Just move around power and network access wherever it is needed.

Furniture boxes

Our broad range of furniture boxes allows you to choose between for instance turnable, flush-mounted or pop-up versions, for an attractive-looking accessibility.



P161123



P112682

Outlet posts

Power and network supplied from underneath the floor, give the user supreme accessibility through stable and easy-to-mount outlet posts.

Floor boxes

The OptiLine range offers smart solutions for stationary floor installations with robust and easy-to-mount floor boxes in plastic or stainless steel.



P112679



P112683

Quick-couplings

The OptiLine quick-couplings come in different versions, all offering smart and fast ways of installing.





Secured performance in every detail

To us, any product development is the result of a journey built up by gathering new information, learning new technology and accumulating new experiences. And our installation system is no exception. Every component has been refined and carefully tested over 25 years, to meet the toughest demands from professionals.

Innovative and effective solutions

The OptiLine range includes all the parts you need, so you won't have to make time- and effort-consuming improvisations. Smart features like quick-couplings, tool-less click-in-technology and pre-wired products let you enjoy quick and flexible installation procedures. All our systems are fully integrated, which means you can equip the entire building by contacting one supplier only.



Make your installations in half the time!

OptiLine 50 is the piece to make the Schneider Electric offer for buildings complete. OptiLine 50 enables us to offer an uninterrupted chain of quick and smart solutions.



P112712

Quick-couplings

A double outlet with a connection interface and the smallest 3-phase block on the market. Distribution blocks provide many alternatives.



P112698

Hidden outlets

The 140H trunking is equipped with a cover over the outlets, enabling easy cleaning and reduced electrical radiation by up to 85% while supplying an elegant look.



P112692

Floor lead-through

An elegant way of making power accessible in the middle of the room. Our neat floor grommet combines practicality with a nice look. With busbar trunking and mesh trays under the floor you get access to power and data networking. Just make a hole and install a floor grommet and an outlet post. Rearrangement? Put the cover back and the floor looks nice again.



P112709

Mini Pop-up

The perfect solution for the small or occasional need: Our discreet Mini Pop-up, excellent in for instance desks or for waiting rooms, schools, libraries, etc.



P113611



P112711



P112644



P112339



P112675



P112345

Simplicity at its best

Thanks to a vast offer of pre-wired products and click-in-technology, you can work with almost no tools. Just assemble and plug in, it's as simple as that.

Neat and tidy

Since the main part of the installation planning is made when ordering, you won't have to adjust and improvise on the spot. Many of the parts and cables will come in finished pieces, which means less waste and shorter installation time.

The unique floor grommet works wonders for flexibility. Just remove the centre cover and connect a pre-wired post or furniture box. Rearrangement? Put the cover back and make a new hole for a grommet where needed.



P112433



P113809

The most simple thing: pre-wired

Ordering pre-wired products is by far the fastest and easiest working method. It requires a bit more planning before the installation, but once in place it is unbeatable. Just plug it in, and the installation is ready.



The built-in flexibility principle of OptiLine 50 makes it easier not only to enlarge the installation. It is also quite simple to dismount and re-use the system.



P151728

Second simplest: Click-click, ready!

Our OptiLine 50 trunking really makes the most of smart design and installer-friendly solutions. All accessories are easily snapped into the trunking. Outlets and quick-couplings are also "click"-fitted, making the installation quick and reliable. Still it is impressively flexible – to dismount a click-in-installation is just as easy.



P112683



P140746



Quick-couplings & outlets Keeping installation time on your side

OptiLine 50 is a system that was developed from the experience of 25 million metres of installed Thorsman trunking (INKA,TEK, TAS, etc., with CAN and CYB outlets). We learnt that cable stripping and coupling are the most time-consuming factors. OptiLine 50 lets you work in the conventional manner if you like, but why not take the opportunity to get twice as much done? Quick-couplings are here to stay.



Make savings on time and effort

3-phase feeding and tapping off one phase at a time is a frequently used, but quite time-consuming method for acquiring an even phase distribution. With OptiLine 50 double outlet and installation couplers you can make impressive savings: what usually takes 20 minutes can now be done in 20 secs. And you work entirely outside the trunking.

The double outlet handles both 1-phase and 3-phase together with Wieland installation couplers. Distribution blocks let you make a tap-off from the 3-phase wherever you like. If an ordinary cable is preferable, use the distribution block for 1-phase with integrated IDC connection, or the OSI connector. Thus, coupling will be extremely quick to use.



For a perfect function, the specifier would already have listed the lengths of the cables. Then work on site would always be fast and smooth.



Quick-couplings & outlets

Enjoy making faster installations

Use of time-saving functions like for instance quick-couplings and trunking with removable covers, will reduce the working-time required for an installation by half. In other words, you can do twice as many jobs in the time usually required for one.

Another way of thinking – and working

With all due respect for your qualities as a professional – but why spend time stripping cables and screw-fixing when there are simpler and above all faster ways to work? OptiLine helps you use your time better. Try and you'll see.

Easy to connect other functions

Simple as it is to install OptiLine 50 components, it is equally simple to connect other functions. Just connect and plug in.



Networks in no time
The LexCom modular jacks are also installed using IDC technology. Estimated mounting time: 30 seconds per jack!



P112676



P112673



Great products do half the work – at least

3-phase distribution

A distribution block allows you to tap off from the 3-phase distribution wherever needed. Sometimes you may prefer to use an ordinary cable, in which case you choose the 1-phase distribution block with integrated IDC connection. Thus, the coupling will be quick and tool-less.


Quick coupling with double outlet

Handling both 1-phase and 3-phase together with gesis installation couplers, the double outlet is a hero when it comes to time efficiency. The connection interface enables direct connection of numerous outlets, as well as earth tap off to

front cover and base. Also, the outlet is adapted to the most frequent marking systems on the market.

OSI = Open Schneider Interface

With the OSI connector, the OptiLine system allows installation without or in conjunction with quick-connect cables. There is no need for meticulous planning, since you just assemble the connector to any length of cable you like. Choose either push-in or screw type terminal block for use together with two cables, up to 3x2.5 mm².



Distribution blocks with IDC

"Insulation Displacement Connection" provides quick connection without stripping of the conductors. Just place the conductors in our unique distribution block and squeeze – ready-connected!





Quick-couplings make the most of thorough planning




Slim outlets – big cable capacity.

With accurate planning you can gain much time by choosing installation couplers and click-in-technology instead of stripping cables and screw-fixing. What is normally done in 20 minutes will suddenly only take 20 seconds.




The smallest 3-phase system on the market
 Wieland GST 15i5 installation coupler, together with the smallest 3-phase distribution block on the market, specially designed for OptiLine 50, makes your work fast and safe. It only takes a second to tap the desired phase off. The three distribution blocks L1, L2 and L3 will help you to get the correct order of the phase distribution.



OSI – connect with a simple click!
 Use our distribution blocks and outlets with OSI instead of stripping cables, connecting and strain relieving.



Simple, clear and quick marking
 The label windows have been adapted to suit Dymo, Brother and Fleximark marking systems.




OSI – quick-coupling all the way
Easily connect outlets as required.



Angled outlets – handy
The outlets have a plug-in angle of 45° for easy use.



30 seconds for net-connection
The tool-less "crocodile" lets you connect to the data network in less than 30 seconds.



Dark grey or white, both high-gloss
The outlets have a high-gloss finish, facilitating cleaning and providing an elegant touch.



Big choice of outlets and devices!
You have a big selection of outlets and devices for OptiLine 50.



Separate outlets for data
Special outlets marked DATA eliminate connection of the computer and the vacuum cleaner to the same group.

OSI – Open Schneider Interface

A quick interface was not enough when designing OptiLine 50. To make it connectable to other frequent systems on the market we made it open as well. As easy as it gets.



The OSI connector
The 1-phase connector offers exceptional flexibility by the opportunity to work with cable by the meter. Choose either push-in or screw plint.



IDC connector
This 1-phase distribution block is an easy way to save your installation when a quick-connect-cable is not suitable. With integrated IDC-connection.



Earth terminal
New standards require earthing and potential balancing. Swift as lightning with two quick-clamps for both base and front cover.




Distribution block
Smallest on the market and available in several designs for all situations. Amazingly time-saving.




Other systems
OptiLine 50 also includes 1-phase distribution blocks for Wago and Ensto.



Fast, simple and no need for preparation



Sometimes the exact conditions at a building site are unknown to you, and you might have to improvise on site. Thanks to the open interface that lets you combine OSI connectors and IDC distribution blocks with traditional cable and quick-couplings, you can relax knowing the material you work with is flexible and versatile enough.





Low planning
Work the way you are used to, using cable by the meter. Just grab a cable roll and a box of connectors or distribution blocks, and you're ready to go.



Equipment close at hand

With the right material in the car, you can take on any challenge out in the field. Some extra trunking and a couple of cable rolls get you prepared for all those jobs you cannot plan ahead.



P140131



OSI connector
The 1-phase connector offers exceptional flexibility by the opportunity to work with cable by the meter. Choose either push-in or screw plint.

P111191



IDC connector
An easy way to save your installation when a quick-connect cable is not suitable. With integrated IDC-connection.

P107314




Quick feeding cable
A quick coupling at one end and stripped wires at the other. Delivered in lengths 1-10 m.

P111177



Distribution block
For easy 1-phase installations with tool-less click-in technique. Just click-in to the outlet, connect cables and mount into the trunking.

P111190



Earth terminal
New standards require earthing and potential balancing. Swift as lightning with two quick-clamps for both base and front cover.



A quick guide to much faster installations




1-phase installations:

Fast classic installation

with 1-phase traditional cables and Tool-less IDC

Now you can really speed up the most common 1-phase installations.



P111191

P140131

Quick and simple

with 1-phase 3G 1.5 mm² Quick-connect cables

Swift 1-phase installations with tool-less click-in technique.



P111177



up to
10x
faster

with quick-connect
installations

Installing has never been easier

Products like quick-couplings and distribution blocks offer a new way of working – simpler and faster. With OptiLine you always work outside the trunking, which means you don't have to deal with trying to fit several components into cramped spaces. The time-saving features help you considerably cut down installation time and make OptiLine the natural alternative to traditional trunking installations.



3-phase installations:

Maximum speed

with 3-phase bus 5G 1.5 mm²
Quick-connect cables

Quick-connect cables make your 3-phase installations faster than ever.



Maximum flexibility

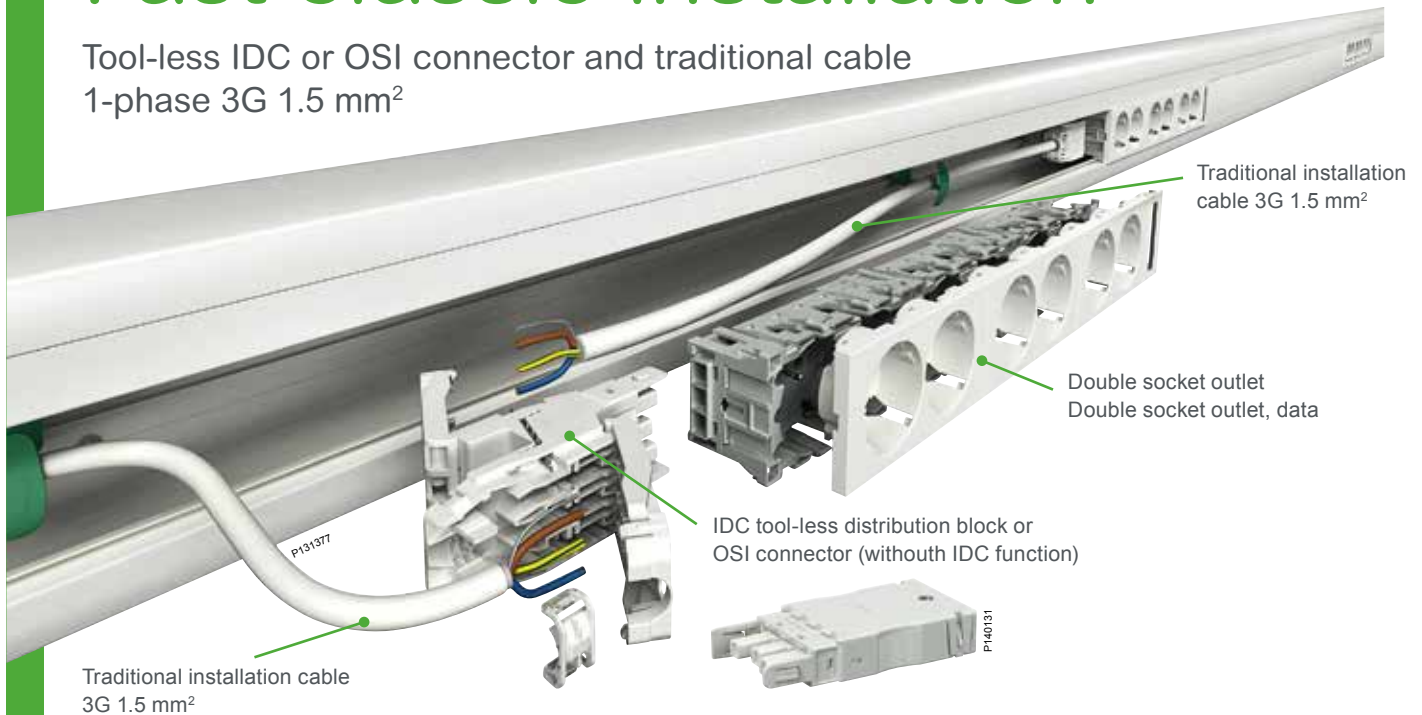
with 3-phase bus 5G 2.5 mm² + 3G 2.5 mm²
Quick-connect cables

Make the installation without pre-deciding the exact position of the outlets.



Fast classic installation

Tool-less IDC or OSI connector and traditional cable
1-phase 3G 1.5 mm²



Traditional installation cable 3G 1.5 mm²

Traditional installation cable 3G 1.5 mm²

Double socket outlet
Double socket outlet, data

IDC tool-less distribution block or
OSI connector (withouth IDC function)



With the OptiLine IDC distribution block, you can make the most common 1-phase installations in half the time.

For maximum convenience, always work outside of the trunking.



1. Put the cables into the trunking. Fixate with the green Cable holders.
2. Strip the cable jacket only (not the cords) and connect to the IDC.



3. Click-fit the IDC to the socket outlet. Add outlets.

This operation can also be made with an OSI connector that handles both in- and outgoing cables.



4. Click-in the outlet assembly into the trunking.
5. Fit the socket covers. Done!



Quick and simple

GST18 Quick-connect cables
1-phase 3G 1.5 mm²



Feeding cable 3G
1.5 mm² GST18*
5 m
* Available also in
shielded version.

Extension cable 3G
1.5 mm² GST18*
3 m
Handles module office
rooms from 2.1-3.0 m.



Using tool-less
click-in technique
and just a few clever
components, you
can make 1-phase
installations faster
than ever.

For maximum convenience, always work outside of the trunking.



1. Put the GST-cables into the trunking. Fixate with the green Cable holders.
2. Click-fit the distribution block to the socket outlet.

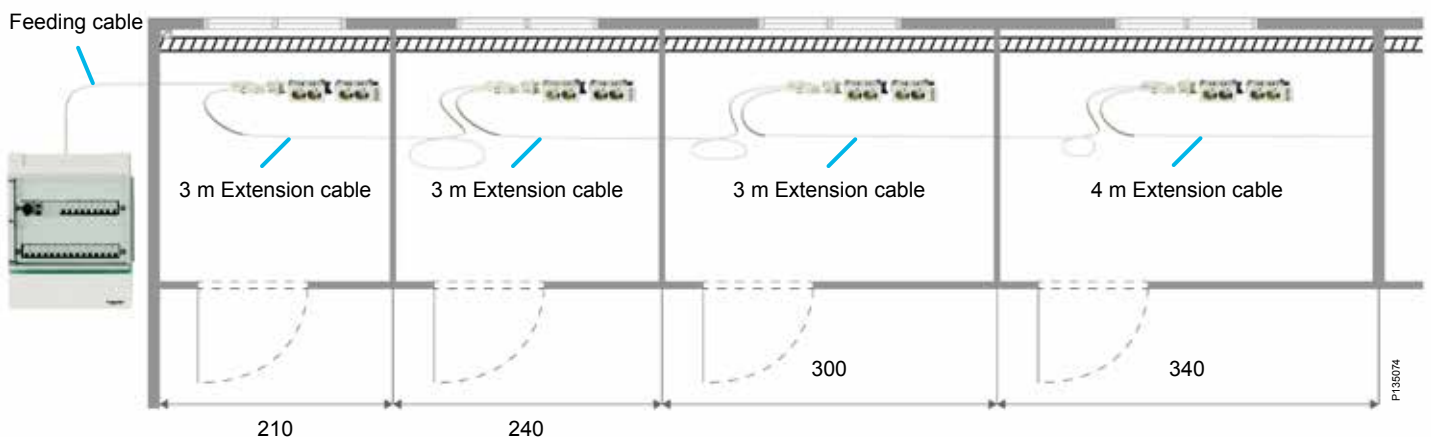
3. Connect the feeding cable and extension cables to the distribution block. Add outlets.

4. Click-in the outlet assembly into the trunking.
5. Fit the socket covers. Done!

Make it
simple




If every detail of the installation is not fully specified, a good advice is to use extension cables with a minimum of different lengths. Just make a loop of what is left over.



Maximum speed

GST15 Quick-connect cables
3-phase bus 5G 1.5 mm²



Handles module office rooms from 2.1-3.0 m
* Available also in shielded version.



Quit cable stripping and screw and push-in termination. The installation above is 10 x faster to install compared to traditional installation methods.

For maximum convenience, always work outside of the trunking.



1. Put the GST15-cables into the trunking. Fixate with the green Cable holders.
2. Click-fit the GST15-cables to the distribution block (L1,L2 or L3).



3. Click-fit the distribution block to an outlet. Add outlets.

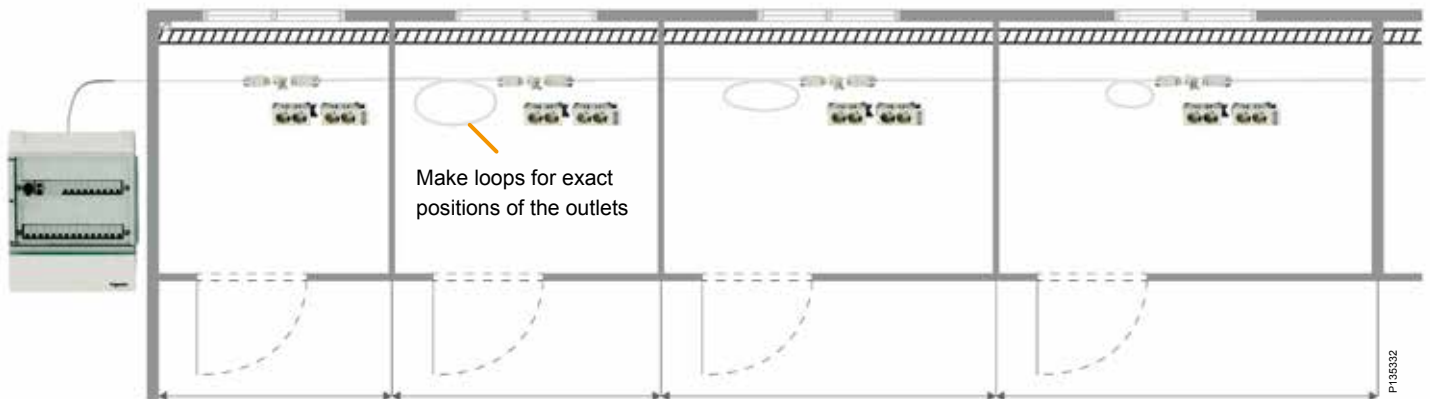


4. Click-in the outlet assembly into the trunking.
5. Fit the socket covers. Done!

Use only one cable




With the OptiLine 3-phase Quick-connect bus you are faster than anyone and yet fully flexible. Just make a loop and you can place another drop-off at the exact spot in a flash.



Maximum flexibility

GST15+18 Quick-connect cables 3-phase
bus 5G 2.5 mm² + 3G 2.5 mm²



The energy bus system lets you make the installation without pre-deciding the exact position of the outlets. And it's still as easy as it can possibly be.

For maximum convenience, always work outside of the trunking.

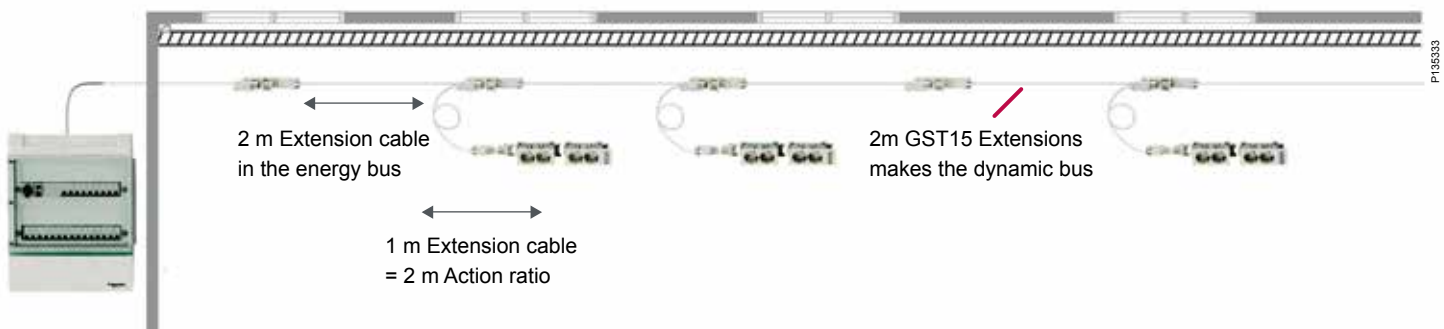





















1. Put the GST-cables into the trunking. Fixate with the green Cable holders.
2. Click-fit the GST15 Feeder-cable to the distribution block (L1,L2 or L3) and the Extension-cable to the next block.
3. Click-fixate the distribution block in the trunking bottom
4. Click-fit the GST18 Extension-cable to the distribution block and the other end to the OSI-Adaptor then to the outlet. Add outlets.
5. Click-in the outlet assembly into the trunking.
6. Fit the socket covers. Done!

Feel free



Using the OptiLine 3-phase bus system as a base means you are totally free to adapt the installation to any future office layout. Just add another 1-phase extension cable and a few outlets to finish another convenient workplace.




| <h2 style="color: green;">Choice guide</h2> | Distribution block IDC  INS60020 INS60050 INS60051 | Adaptor GST18/OSI  INS60010 | Distribution block GST18/OSI  INS60011 | Distribution block GST15/18  INS60030 INS60031 INS60032 INS60033 | Distribution block GST15/OSI  INS60034 INS60035 INS60036 INS60037 | Earth terminal  INS60040 | 1-phase shielded or unshielded  Rigid and fine-stranded cables 0.75-2.5 mm ² | 3-phase shielded or unshielded  Rigid and fine-stranded cables 0.5-2.5 mm ² |
|--|--|---|--|---|---|--|--|---|
| Socket outlets, INS62000 INS62002 INS62001 INS62003  | ● | ● | ● | | ● | ● | | |
| Connector, 3-phase Female INS70000  | | | | ● | ● | | | ● |
| Connector, 3-phase Male INS70001  | | | | ● | ● | | | ● |
| Connector, 1-phase Female INS70010  | | ● | ● | | | | ● | |
| Connector, 1-phase Male INS70011  | | | ● | ● | | | ● | |
| Feeding cables GST 15i5, female INS74201 Shielded INS74205 INS74501 INS74208 INS74505 INS74210 INS74508 INS74510  | | | | ● | ● | | | |
| Feeding cables GST 18i3, female INS76225 Shielded INS76229 INS76501 INS76232 INS76505 INS76234 INS76508 INS76510  | | ● | ● | | | | | |
| Extension cables GST 15i5, female/male INS74000 Shielded INS74001 INS74300 INS74002 INS74301 INS74003 INS74302 INS74004 INS74303 INS74005 INS74304 INS74008 INS74305 INS71000 INS74308 INS71001 INS71002 INS71003 INS71004 INS71005 INS71008  | | | | | ● | ● | | |
| Extension cables GST 18i3, female/male INS76025 Shielded INS76026 INS76301 INS76027 INS76302 INS76028 INS76303 INS76029 INS76304 INS76032 INS76305 INS76308  | | ● | ● | ● | | | | |
| Connection cables GST 18i3, male INS76126 Shielded INS76402  | | | ● | ● | | | | |
| 1-phase installation cable Rigid cables 1.5-2.5 mm ² Unshielded/shielded  | ● | | | | | | | |

Quick-connections all the way!



Quick infrastructure

There is a Canalis busbar trunking for every need, many of which are perfectly suited to create the infrastructure to feed OptiLine.



IDC connector

Quick-coupling is based on pre-connected cables. Though sometimes you have to improvise using traditional cables. In such cases the IDC connector will save you.



Quick-coupling

The same installation couplers both in, to and between the OptiLine installation systems. As easy as can be.



Click-in

With installation 2.0 the use of a screwdriver is rare.



The fundamental element of OptiLine 50

The fundamental element of OptiLine 50 is the design of a homogenous and high-speed installation system. Everything fits in and we have also made it impossible to make erroneous connections. And in addition the connections match other products, like for instance Canalis power distribution.

Wiring devices for all needs

OptiLine 50 has a range of dedicated wiring devices covering the most common needs. Socket outlets, switches, dimmers, presence detectors, network connectivity outlets and DIN enclosures are all included in the standard range, available from stock. Do you need other functions for increased comfort and energy efficiency?

No problem, we can also offer a complete range of electronic products to suit your needs.

Standard from stock

Here you can see an overview of the wiring devices dedicated for OptiLine 50. They are all available in several versions and in two colours (white and dark grey). The functional inserts,

for example the switches, can all be turned 90° in the universal adaptor to give a correct user interface in both horizontal and vertical mounting.



Double socket outlets with OSI (Open Schneider Interface)



Switches Push dimmers Rotary dimmers



DIN enclosures



Presence detectors Network connectivity outlets

Example of horizontal mounting



Adaptor mounted horizontally with a switch, and with the rockers in a correct user interface.

Example of vertical mounting



The same adaptor mounted vertically with the same switch, still with the rockers in a correct user interface.

Complete range of functions on request

OptiLine 50 can also be equipped with all types of modern electronic functions for increased comfort, safety and energy efficiency. Just use the empty adaptor for wiring devices and insert any function. We can offer all available functions from our global, well-known and extensive Unica range.




Some examples of available functions

| | | | |
|---------------------------------|--|-----------------------------------|-------------------------------------|
| <p>P87306</p> | <p>P87348</p> | <p>P87274</p> | <p>P87415</p> <p>P87418</p> |
| <p>Weather station</p> | <p>Key-card switch</p> | <p>Socket-outlet with shutter</p> | <p>Indicator lamp, orange/green</p> |
| <p>P87324</p> | <p>P87420</p> | <p>P86079</p> | <p>P117326</p> |
| <p>Push-button locator lamp</p> | <p>Buzzer and electronic door bell</p> | <p>Emergency light</p> | <p>KNX room temperature control</p> |
| <p>P117314</p> | <p>P87403</p> | <p>P87414</p> | <p>P87422</p> |
| <p>KNX push-button</p> | <p>RCD switch</p> | <p>Key switch</p> | <p>Cable outlet</p> |

Socket outlets

| Type | Colour | Dimensions A/B/C (mm) | Qty per package | EAN code | Ref. No. | |
|--|--|--|-----------------|-----------|---|---|
| Socket outlets, double, OSI | | | | | | |
| Double socket outlet with side earthing system, label window and label. OSI termination. Shuttered. Hole pattern 45°. To be snap-fitted in the front opening. Material: PC/ABS. | | | | | | |
|  <p>P110473 P110474 P135730 P135732 P135731 P110476</p> | OSI termination | White Dark grey Red Orange Green | 50/40/120 | 1 | 3606485114972 3606485114996 3606480568251 3606480568268 3606480568275 | INS62000 INS62001 INS62004 INS62005 INS62006 |
| | OSI termination, DATA | White Dark grey | 50/40/120 | 1 | 3606485114989 3606485115009 | INS62002 INS62003 |
| | Socket outlet kit, double, OSI | | | | | |
| | Double socket outlet kit including outlet, side-earthed, with label window and label and OSI connector with push-in terminal block, 3-pole. Allows the use of regular installation cables 3 x 1.5 mm ² or 3 x 2.5 mm ² . Material: PA, PC/ABS. | | | | | |
| |  <p>P140133 P140134</p> | Socket outlet kit, OSI termination | White | 50/56/120 | 1 | 3606480581014 |
| Socket outlet kit, OSI termination | | Dark grey | 50/56/120 | 1 | 3606480581021 | INS62101 |
| Socket outlets, double, push-in | | | | | | |
| Double socket outlet with side earthing system, label window and label. Push-in termination. Shuttered. Hole pattern 45°. To be snap-fitted in the front opening. Spare part for pre-wired products. Material: PC/ABS. | | | | | | |
|  <p>P141647 P141648 P141649 P141650</p> | Push-in termination | White Dark grey | 42.7/54/100.4 | 1 | 3606485115016 3606485115030 | INS62010 INS62011 |
| | Push-in termination, DATA | White Dark grey | 42.7/54/100.4 | 1 | 3606485115023 3606485115047 | INS62012 INS62013 |
| Socket outlets, Danish standard | | | | | | |
| Socket outlets, Danish standard, OSI | | | | | | |
| Double socket outlet acc. to Danish standard, with label window and label. OSI termination. Shuttered. Hole pattern 90°. To be snap-fitted in the front opening. Material: PC/ABS. | | | | | | |
|  <p>P116809 P116900 P116901 P116902</p> | OSI termination | White Dark grey | 50/45/110 | 1 | 3606480185670 3606480185687 | INS62600 INS62601 |
| | OSI termination, DATA/EDB | White Dark grey | 50/45/110 | 1 | 3606480185694 3606480185700 | INS62602 INS62603 |
| | OSI termination, hospital | White Dark grey | 50/45/110 | 1 | 3606480185717 3606480185724 | INS62604 INS62605 |
| Socket outlets, Danish standard, push-in | | | | | | |
| Double socket outlet acc. to Danish standard, with label window and label. Push-in termination. Shuttered. Hole pattern 90°. To be snap-fitted in the front opening. Material: PC/ABS. | | | | | | |
|  <p>P116903 P116904 P116905 P116906</p> | Push-in termination | White Dark grey | 50/45/110 | 1 | 3606480185731 3606480185748 | INS62700 INS62701 |
| | Push-in termination, DATA/EDB | White Dark grey | 50/45/110 | 1 | 3606480185755 3606480185762 | INS62702 INS62703 |
| | Push-in termination, hospital | White Dark grey | 50/45/110 | 1 | 3606480185779 3606480185786 | INS62704 INS62705 |

Socket outlet covers, Danish standard

| Type | Colour | Dimensions A/B/C (mm) |  | Qty per package | EAN code | Ref. No. |
|---|-----------|--------------------------|---|--------------------|---------------|-----------------|
| Socket outlet covers, Danish standard | | | | | | |
| Cover for double socket outlets acc. to Danish standard, with label window and label. Hole pattern 90°. To be snap-fitted in the front opening. Material: PC/ABS. | | | | | | |
| Cover | White | 70/50/25 | | 10 | 3606480185793 | INS62750 |
| | Dark grey | | | | 3606480185809 | INS62751 |
| Cover, DATA/EDB | White | 70/50/25 | | 10 | 3606480185816 | INS62752 |
| | Dark grey | | | | 3606480185823 | INS62753 |
| Cover, hospital | White | 70/50/25 | | 10 | 3606480185830 | INS62754 |
| | Dark grey | | | | 3606480185847 | INS62755 |
| Cover for Standby outlet | White | 110/50/5 | | 10 | 3606480324581 | INS62756 |
| | Dark grey | | | | 3606480324598 | INS62757 |
| Cover for Standby outlet, DATA/EDB | White | 110/50/5 | | 10 | 3606480324604 | INS62758 |
| | Dark grey | | | | 3606480324611 | INS62759 |
| Cover for Standby outlet, hospital | White | 110/50/5 | | 10 | 3606480324628 | INS62760 |
| | Dark grey | | | | 3606480324635 | INS62761 |

Socket outlets, Australian standard

| Socket outlets, Australian standard | | | | | | |
|--|-----------|-------------|--|---|---------------|-----------------|
| Double socket outlet according to Australian standard. Automatic switch. Screw termination, shuttered. Horizontal or vertical pattern, cable protection over the terminals included. Strain relief can be achieved with cable tie, not included. To be snap-fitted in the front opening. Material: PC/ABS. | | | | | | |
| Twin Fascia Horizontal | White | 50/46,5/100 | | 5 | 9311554774844 | INS62021 |
| | Dark grey | | | | 9311554774820 | INS62020 |
| | Red | | | | 9311554774868 | INS62022 |
| Twin Fascia Vertical | White | 50/46,5/100 | | 5 | 9311554774905 | INS62024 |
| | Dark grey | | | | 9311554774882 | INS62023 |
| | Red | | | | 9311554774929 | INS62025 |

Socket outlets, Swiss standard

Socket outlets, Swiss standard, OSI

Double socket outlet acc. to Swiss standard, with label window and label. OSI termination. Shuttered. Hole pattern 90°. To be snap-fitted in the front opening.

Material: PC/ABS.

P125393 P125391
P125392



| | | | | | |
|-----------------------------------|------------------------------|-----------|---|---|---|
| OSI termination, 2 x T13, 10 A | White Dark grey Orange | 50/44/145 | 1 | 3606480445170 3606480445187 3606480445194 | INS62200 INS62201 INS62202 |
|-----------------------------------|------------------------------|-----------|---|---|---|

| | | | | | |
|-----------------------------------|------------------------------|-----------|---|---|---|
| OSI termination, 2 x T23, 16 A | White Dark grey Orange | 50/44/145 | 1 | 3606480445200 3606480445217 3606480445224 | INS62250 INS62251 INS62252 |
|-----------------------------------|------------------------------|-----------|---|---|---|

Socket outlets, Swiss standard, push-in

Double socket outlet acc. to Swiss standard, with label window and label. Push-in termination. Shuttered. Hole pattern 90°. To be snap-fitted in the front opening.

Material: PC/ABS.

P125396 P125394
P125395



| | | | | | |
|---------------------------------------|------------------------------|-----------|---|---|---|
| Push-in termination, 2 x T13, 16 A | White Dark grey Orange | 50/44/145 | 1 | 3606480445231 3606480445248 3606480445255 | INS62203 INS62204 INS62205 |
|---------------------------------------|------------------------------|-----------|---|---|---|

| | | | | | |
|---------------------------------------|------------------------------|-----------|---|---|---|
| Push-in termination, 2 x T23, 16 A | White Dark grey Orange | 50/44/145 | 1 | 3606480445262 3606480445279 3606480445286 | INS62253 INS62254 INS62255 |
|---------------------------------------|------------------------------|-----------|---|---|---|

Socket outlets, Swiss standard, push-in

Single socket outlet, 3-phase, acc. to Swiss standard, with label window and label. Push-in termination. Shuttered. Hole pattern 90°. To be snap-fitted in the front opening.

Material: PC/ABS.






P125399 P125397
P125398
P125400 P125401



| | | | | | |
|-----------------------------------|------------------------------|-----------|---|---|---|
| Push-in termination, T15, 10 A | White Dark grey Orange | 50/44/100 | 1 | 3606480445293 3606480445309 3606480445316 | INS62256 INS62257 INS62258 |
|-----------------------------------|------------------------------|-----------|---|---|---|

| | | | | | |
|-----------------------------------|------------------------------|-----------|---|---|---|
| Push-in termination, T25, 16 A | White Dark grey Orange | 50/44/100 | 1 | 3606480445323 3606480445330 3606480445347 | INS62259 INS62260 INS62261 |
|-----------------------------------|------------------------------|-----------|---|---|---|

Flat cable connections

| Type | Colour | Dimensions A/B/C (mm) | Qty per package | EAN code | Ref. No. | |
|--|--|------------------------------|-----------------|---|---|---|
| Ecobus, flat cable termination | | | | | | |
| Flat cable connection L1, Ecobus, with tap-off cable connected to double socket outlet with Swiss earthing system. Label window and label. OSI termination. Hole pattern 90°. To be snap-fitted in the front opening. Material: PC/ABS. | | | | | | |
|  | Flat cable connection/ Socket outlet Ecobus 2 x T13, 10 A | White Dark grey Orange | 50/100/140 | 1 | 3606480445392 3606480445453 3606480445514 | INS62303 INS62309 INS62315 |
| | Flat cable connection/ Socket outlet Ecobus 2 x T23, 16 A | White Dark grey Orange | 50/100/140 | 1 | 3606480445545 3606480445576 3606480445606 | INS62318 INS62321 INS62324 |
| | Flat cable connection L2, Ecobus, with tap-off cable connected to double socket outlet with Swiss earthing system. Label window and label. OSI termination. Hole pattern 90°. To be snap-fitted in the front opening. Material: PC/ABS. | | | | | |
|  | Flat cable connection/ Socket outlet Ecobus 2 x T13, 10 A | White Dark grey Orange | 50/100/140 | 1 | 3606480445408 3606480445460 3606480445521 | INS62304 INS62310 INS62316 |
| | Flat cable connection/ Socket outlet Ecobus 2 x T23, 16 A | White Dark grey Orange | 50/100/140 | 1 | 3606480445552 3606480445583 3606480445613 | INS62319 INS62322 INS62325 |
| | Flat cable connection L3, Ecobus, with tap-off cable connected to double socket outlet with Swiss earthing system. Label window and label. OSI termination. Hole pattern 90°. To be snap-fitted in the front opening. Material: PC/ABS. | | | | | |
|  | Flat cable connection/ Socket outlet Ecobus 2 x T13, 10 A | White Dark grey Orange | 50/100/140 | 1 | 3606480445415 3606480445477 3606480445538 | INS62305 INS62311 INS62317 |
| | Flat cable connection/ Socket outlet Ecobus 2 x T23, 16 A | White Dark grey Orange | 50/100/140 | 1 | 3606480445569 3606480445590 3606480445620 | INS62320 INS62323 INS62326 |
| | Flat cable connection Ecobus, with tap-off cable connected to single socket outlet with Swiss earthing system. Label window and label. Hole pattern 90°. To be snap-fitted in the front opening. Material: PC/ABS. | | | | | |
|  | Flat cable connection/ Socket outlet 3-phase, Ecobus, 1 x T15, 10 A | White Dark grey Orange | 50/100/140 | 1 | 3606480445637 3606480445644 3606480445651 | INS62327 INS62328 INS62329 |
| | Flat cable connection/ Socket outlet 3-phase, Ecobus, 1 x T25, 16 A | White Dark grey Orange | 50/100/140 | 1 | 3606480445668 3606480445675 3606480445682 | INS62330 INS62331 INS62332 |
| | Technofil, flat cable termination | | | | | |
| Flat cable connection L1, Technofil, with tap-off cable connected to double socket outlet with Swiss earthing system. Label window and label. OSI termination. Hole pattern 90°. To be snap-fitted in the front opening. Material: PC/ABS. | | | | | | |
|  | Flat cable connection/ Socket outlet Technofil 2 x T13, 10 A | White Dark grey Orange | 50/100/140 | 1 | 3606480445361 3606480445422 3606480445484 | INS62300 INS62306 INS62312 |
| | Flat cable connection L2, Technofil, with tap-off cable connected to double socket outlet with Swiss earthing system. Label window and label. OSI termination. Hole pattern 90°. To be snap-fitted in the front opening. Material: PC/ABS. | | | | | |
| | Flat cable connection/ Socket outlet Technofil 2 x T13, 10 A | White Dark grey Orange | 50/100/140 | 1 | 3606480445378 3606480445439 3606480445491 | INS62301 INS62307 INS62313 |
| Flat cable connection L3, Technofil, with tap-off cable connected to double socket outlet with Swiss earthing system. Label window and label. OSI termination. Hole pattern 90°. To be snap-fitted in the front opening. Material: PC/ABS. | | | | | | |
| Flat cable connection/ Socket outlet Technofil 2 x T13, 10 A | White Dark grey Orange | 50/100/140 | 1 | 3606480445385 3606480445446 3606480445507 | INS62302 INS62308 INS62314 | |

OptiLine 50

Dedicated Wiring Devices

Range









Switches

| Type | Colour | Dimensions A/B/C (mm) | Qty per package | EAN code | Ref. No. | | |
|---|--------|--|-----------------|-----------|----------|---------------|-----------------|
| Connection kit, switch | | | | | | | |
| Switch connection kit including switch with rocker/s, adaptor with cover, protective casing and label window/label. The switch/rocker part can be turned 90° to give correct user interface in horizontal or vertical mounting (see left-hand pictures). To be snap-fitted in the front opening. 250V 16 A. Material: PC/ABS. | | | | | | | |
| P11170 P11165 | | 2-pole, 1 rocker | White | 100/40/50 | 1 | 3606485115054 | INS66100 |
| | | | Dark grey | | | 3606485115061 | INS66101 |
| P11168 P11169 | | 1-pole with spring return, 1 rocker | White | 100/40/50 | 1 | 3606485115078 | INS66102 |
| | | | Dark grey | | | | 3606485115085 |
| P11166 P11167 | | 2 x 1-pole, 2 rockers | White | 100/40/50 | 1 | 3606485115092 | INS66104 |
| | | | Dark grey | | | | 3606485115108 |
| P11170 P11171 | | 2 x 1-pole, 2-way with spring return for blinds, 2 rockers | White | 100/40/50 | 1 | 3606485115115 | INS66106 |
| | | | Dark grey | | | | 3606485115122 |
| P11172 P11173 | | 1-pole, 2-way, 1 rocker | White | 100/40/50 | 1 | 3606485115139 | INS66108 |
| | | | Dark grey | | | | 3606485115146 |
| P11168 P11167 | | | | | | | |

Electronics & other power

| | | | | | | | |
|--|--|-----------------------|-----------|-----------|---|---------------|-----------------|
| Connection kit, dimmer | | | | | | | |
| Dimmer connection kit including dimmer, adaptor with cover, protective casing and label window/label. The dimmer part can be turned 90° to give correct user interface in horizontal or vertical mounting. To be snap-fitted in the front opening. 250V 16 A. Material: PC/ABS. | | | | | | | |
| P112318 P112319 | | Dimmer 40-400 W/VA RL | White | 50/40/100 | 1 | 3606485115153 | INS66700 |
| | | Rotary | Dark grey | | | 3606485115160 | INS66701 |
| P120862 P120864 | | Dimmer 1-10 V Rotary | White | 50/40/100 | 1 | 3606485115177 | INS66704 |
| | | | Dark grey | | | | 3606485115184 |
| Universal connection kit, dimmer | | | | | | | |
| Universal dimmer connection kit including push-button dimmer, adaptor with cover, protective casing and label window/label. The dimmer part can be turned 90° to give correct user interface in horizontal or vertical mounting. To be snap-fitted in the front opening. 250 V 16 A. Material: PC/ABS. | | | | | | | |
| P120863 P120865 | | Dimmer 20-350 W/VA RC | White | 50/45/100 | 1 | 3606480297847 | INS66702 |
| | | | Dark grey | | | | 3606480297854 |
| Connection kit, PIR | | | | | | | |
| PIR connection kit (movement detector) including PIR, adaptor with cover, protective casing and label window/label. The PIR part can be turned 90° to give correct user interface in horizontal or vertical mounting. To be snap-fitted in the front opening. 250 V 16 A. Material: PC/ABS. | | | | | | | |
| P120863 P120865 | | PIR 2300W | White | 50/57/100 | 1 | 3606480297861 | INS66706 |
| | | | Dark grey | | | | 3606480297878 |


Electronics & other power

| Type | Colour | Dimensions A/B/C (mm) | Qty per package | EAN code | Ref. No. | |
|--|--|------------------------------|--------------------|----------|---|---|
| Connection kit, aerial outlet | | | | | | |
| Aerial connection kit including aerial outlet, adaptor with cover, two strain relief devices, protective casing and label window/label. The aerial part can be turned 90° to give correct user interface in horizontal or vertical mounting. To be snap-fitted in the front opening. In accordance with the standards EN 50083-1, EN 50083-2 and EN 50083-4. Material: PC/ABS. | | | | | | |
| P126311  | Aerial outlet, TV, FM For TV/FM sockets: male individual connector delivers frequencies 47–860 MHz for land television, female connector 87–108 MHz to receive radio transmissions | White | 53/50/100 | 1 | 3606480454486 | INS66760 |
| P126313  | Aerial outlet, R/TV, SAT For R-TV/SAT sockets: male individual connector delivers frequencies 10–830 MHz for radio and land television, female connector reproduces the bandwidth 950–2400 MHz to receive television trans-missions via satellite | White | 53/50/100 | 1 | 3606480454509 | INS66762 |
| DIN enclosure | | | | | | |
| 2-module DIN enclosure for mounting in service carriers with front F50. Suitable for 1-2 DIN modules. With hinged lid to protect the devices. To be snap-fitted in the front opening. Material: PC/ABS. | | | | | | |
| P110478 P110479  | DIN enclosure | White Dark grey | 50/86/150 | 1 | 3606485124773 3606485124780 | INS68104 INS68105 |
| Junction box | | | | | | |
| Junction box including cover with label window. To be snap-fitted in the front opening. Material: PC. | | | | | | |
| P110480 P110481  | Junction box | White Dark grey | 50/55/150 | 1 | 3606485137834 3606485124766 | INS68000 INS68001 |
| Adaptor | | | | | | |
| Adaptor for 45x45 module systems, including adaptor with cover, two strain relief devices, protective casing and label window/label. To be snap-fitted in the front opening. Material: PC/ABS. | | | | | | |
| P126236 P126237  | Adaptor | White Dark grey | 50/40/100 | 1 | 3606480454462 3606480454479 | INS66750 INS66751 |
| Label window kit | | | | | | |
| Marking kit including window holder, transparent (smoke-grey) label window and label. Suitable for socket outlets. Material: PC/ABS. | | | | | | |
| P126351 P110482 P110483  | Label window kit | White Dark grey Orange | 50/20/25 | 5 | 3606485115191 3606485115207 3606480445354 | INS60001 INS60002 INS60003 |
| Blind plate kit | | | | | | |
| Blind plate kit including holder for socket outlet. Hides rough cut front cover, makes it easier to achieve IP40 and nice looking installation. Material: PC/ABS. | | | | | | |
| P150285 P150286  | Blind plate kit | White Dark grey | 50/24/25 | 5 | 3606485435428 3606485435305 | INS60006 INS60007 |
| Earth terminal | | | | | | |
| Earth terminal with OSI interface including two 25 cm cables with flat pin connectors for earth connection of trunking base or cover. Material: PA6. | | | | | | |
| P111190  | Earth terminal | — | 20/40/20 | 10 | 3606485115214 | INS60040 |

VDI basic kits/accessories

| Type | Colour | Dimensions A/B/C (mm) | Qty per package | EAN code | Ref. No. | |
|--|---|-----------------------|-----------------|----------|---------------|-----------------|
| Mounting plate | | | | | | |
| Blank mounting plate to be used to enable future extension of VDI outlets. To be snap-fitted in the front opening. Material: PC/ABS. | | | | | | |
| P110588 P110589 | Mounting plate | White | 50/20/50 | 1 | 3606485115368 | INS64000 |
| | | Dark grey | | | 3606485115375 | INS64001 |
| Basic kits | | | | | | |
| Basic kit including mounting frame, snap-fitted cover in angled or flat design, label window and label. To be snap-fitted in the front opening. Intended for various VDI connectors, see below. Material: PC/ABS. | | | | | | |
| P110584 P110585 | 2 x Actassi S1-DPM ¹⁾ , with dust caps | White | 50/30/50 | 1 | 3606485115306 | INS64100 |
| | | Dark grey | | | 3606485115313 | INS64101 |
| P110590 P110591 | 2 x Actassi S1-DPM ¹⁾ , angled | White | 50/40/50 | 1 | 3606485115283 | INS64102 |
| | | Dark grey | | | 3606485115290 | INS64103 |
| P110586 P110587 | 1 x AMP 110 Keystone, Krone, CET, with dust cap | White | 50/30/50 | 1 | 3606485115245 | INS64110 |
| | | Dark grey | | | 3606485115252 | INS64111 |
| P111193 P111194 | 2 x AMP 110 Keystone, angled | White | 50/40/50 | 1 | 3606485115269 | INS64112 |
| | | Dark grey | | | 3606485115276 | INS64113 |
| P110584 P110585 | 2 x AMP 110 Keystone, with dust caps | White | 50/30/50 | 1 | 3606485115221 | INS64114 |
| | | Dark grey | | | 3606485115238 | INS64115 |
| P110590 P110591 | 2 x Actassi S-One slim ²⁾ | White | 50/40/50 | 1 | 3606480446986 | INS64140 |
| | | Dark Grey | | | 3606480446993 | INS64141 |
| P110588 P110587 | 1 x R&M FreeNet, with dust cap | White | 50/30/50 | 1 | 3606485115320 | INS64120 |
| | | Dark grey | | | 3606485115337 | INS64121 |
| P110586 P110587 | 2 x Lucent M and G type, with dust caps | White | 50/30/50 | 1 | 3606485115344 | INS64122 |
| | | Dark grey | | | 3606485115351 | INS64123 |
| P110584 P110585 | 2 x Panduit Mini-COM, with dust caps | White | 50/30/50 | 1 | 3606485115382 | INS64126 |
| | | Dark grey | | | 3606485115399 | INS64127 |
| P110584 P110585 | 2 x Alcatel/Nexan LANmark, with dust caps | White | 50/30/50 | 1 | 3606485115429 | INS64128 |
| | | Dark grey | | | 3606485115436 | INS64129 |
| P110604 P110605 | 1 x D-sub 9 / VGA | White | 50/30/50 | 1 | 3606485115405 | INS64700 |
| | | Dark grey | | | 3606485115412 | INS64701 |
| Basic kit including mounting frame, snap-fitted cover in angled design, two label windows and labels. To be snap-fitted in the front opening. Intended for Thorsman CYB mounting plates. Material: PC/ABS. | | | | | | |
| P126238 P126239 | Basic kit | White | 50/46/100 | 1 | 3606480422799 | INS64150 |
| | | Dark grey | | | 3606480422805 | INS64151 |
| Dust cap/shutter | | | | | | |
| Dust cap/shutter to be used in data covers for dust protection of RJ45 connectors when there is no plug connected. Material: PC/ABS. | | | | | | |
| P110600 P110601 | Dust cap/shutter | White | 12/1/12 | 10 | 3606485134086 | INS64050 |
| | | Dark grey | | | 3606485134093 | INS64051 |
| Also suitable for: ¹⁾ Old LexCom ²⁾ Old ELKO Infra+ | | | | | | |
| RJ45 basic kits, Australia | | | | | | |
| Basic kits | | | | | | |
| Basic kit including mounting frame, snap-fitted cover in flat design, label window and label. To be snap-fitted in the front opening. Intended for Keystone and 30 Mech RJ45 connectors. Material: PC/ABS. | | | | | | |
| P148731 P148730 | 1 x 30 Mech/Keystone | White | 50/30/50 | 1 | 9311554774967 | INS62027 |
| | | Dark grey | | | 9311554774943 | INS62026 |

VDI basic kits, Multimedia modules




| Type | Colour | Dimensions A/B/C (mm) |  | Qty per package | EAN code | Ref. No. |
|---|--------------------|--------------------------|---|-----------------|--------------------------------|------------------------------------|
| Basic kit, multimedia module | | | | | | |
| Basic kit including mounting frame for multimedia cables with AMP Keystone interface. To be snap-fitted in the front opening. Material: PC/ABS. | | | | | | |
| Multimedia module | White Dark grey | 50/30/50 | | 1 | 3606485435367 3606485435350 | INS64200 INS64201 |
| Multimedia modules | | | | | | |
| Modules including mounting frame, snap-fitted cover in flat design, label window and label. To be snap-fitted in the front opening. Including various multimedia connectors pre-installed, see below. Material: PC/ABS. | | | | | | |
| HDMI kit | White Dark grey | 50/30/50 | | 1 | 3606485435343 3606485435336 | INS64210 INS64211 |
| Audio jack 3.5 mm kit | White Dark grey | 50/30/50 | | 1 | 3606485435275 3606485435268 | INS64212 INS64213 |
| USB 3.0 kit | White Dark grey | 50/30/50 | | 1 | 3606485435398 3606485435381 | INS64214 INS64215 |
| USB charger 2 x 1 amp | White Dark grey | 50/45/100 | | 1 | 3606485435411 3606485435404 | INS64216 INS64217 |
| Cables for Multimedia modules | | | | | | |
| Multimedia cables intended to be used together with multimedia modules INS64200 and INS64201. Keystone connector interface in one end and female connector in the other end. Material: HF plastic | | | | | | |
| HDMI cable, Keystone/Female | - | 5/10/200 | | 1 | 3606485435329 | INS64220 |
| Audio jack 3.5 mm cable, Keystone/Female | - | 5/10/200 | | 1 | 3606485435251 | INS64221 |
| USB 3.0 cable, Keystone/Female | - | 5/10/200 | | 1 | 3606485435374 | INS64222 |

P150276
P150277P150281
P150280P150279
P150278P150283
P150282P150274
P150275P150284
P150273
P150272






OptiLine 50

Dedicated Wiring Devices Range




Adaptors

| Type | Colour | Dimensions A/B/C (mm) | Qty per package | EAN code | Ref. No. | |
|---|--------------|-----------------------|-----------------|----------|---------------|----------|
| Adaptor GST 18/OSI | | | | | | |
| Adaptor with gesis GST 18i3 male and OSI interface, 3-pole. Material: PA. | | | | | | |
| P111176  | Male, 3-pole | White | 16/37/55 | 10 | 3606485124568 | INS60010 |
| Adaptor Wago/OSI | | | | | | |
| Adaptor with Wago Winsta male and OSI interface, 3-pole. Material: PA. | | | | | | |
| P111178  | Male, 3-pole | Light grey | 18/37/47 | 10 | 3606485124582 | INS60012 |
| Adaptor Ensto/OSI | | | | | | |
| Adaptor with Ensto-Net male and OSI interface, 3-pole. Material: PA. | | | | | | |
| P111180  | Male, 3-pole | Grey | 14/37/48 | 10 | 3606485124605 | INS60014 |

Distribution blocks

| | | | | | | |
|--|------------------------------------|------------|----------|----|---------------|----------|
| Distribution block GST 18/OSI | | | | | | |
| Distribution block with gesis GST 18i3 female/male and OSI interface, 3-pole. With locking device Material: PA. | | | | | | |
| P111177  | Female/male, 3-pole | White | 32/40/55 | 10 | 3606485124575 | INS60011 |
| Distribution block Wago/OSI | | | | | | |
| Distribution block with Wago Winsta female/male and OSI interface, 3-pole. Material: PA. | | | | | | |
| P111179  | Female/male, 3-pole | Light grey | 36/40/50 | 10 | 3606485124599 | INS60013 |
| Distribution block Ensto/OSI | | | | | | |
| Distribution block with Ensto-Net female/male and OSI interface, 3-pole.. Material: PA. | | | | | | |
| P111181  | Female/male, 3-pole | Grey | 30/40/48 | 10 | 3606485124612 | INS60015 |
| Distribution block GST 15/18 | | | | | | |
| Distribution block with one male input GST 15i5/ 5-pole and one female output L1, L2 or L3 GST 18i3 3-pole. Material: PA. | | | | | | |
| P111288  | L1 | White | 35/32/44 | 10 | 3606485124643 | INS60030 |
| | L2 | White | 35/32/44 | 10 | 3606485124650 | INS60031 |
| | L3 | White | 35/32/44 | 10 | 3606485124667 | INS60032 |
| | Kit including 1 each of L1, L2, L3 | White | 35/32/44 | 1 | 3606485124674 | INS60033 |
| Distribution block GST 15/OSI | | | | | | |
| Distribution block with one male input GST 15i5/ 5-pole and one female output L1, L2 or L3 OSI 3-pole. Material: PA. | | | | | | |
| P111289  | L1 | White | 33/39/45 | 10 | 3606485124681 | INS60034 |
| | L2 | White | 33/39/45 | 10 | 3606485124698 | INS60035 |
| | L3 | White | 33/39/45 | 10 | 3606485124704 | INS60036 |
| | Kit including 1 each of L1, L2, L3 | White | 33/39/45 | 1 | 3606485124711 | INS60037 |

Connectors

| | | | | | | |
|---|---|------------|-----------|----|---------------|----------|
| Connector, IDC | | | | | | |
| Connector block including two IDC connections, 3-pole, with shielding connection and one OSI female, IDC (IDC = Insulation Displacement Connection). No cable stripping required. Material: PA. | | | | | | |
| P111181  | IDC | White | 44/35/100 | 10 | 3606485124629 | INS60020 |
| Connector, OSI | | | | | | |
| OSI connector with push-in or screw type terminal block, 3-pole, for use together with cables 3 x 1.5 mm ² or 3 x 2.5 mm ² . With the OSI connector, the OptiLine system can be used together with regular installation cables, i.e. it allows installation without or in conjunction with quick-connect cables. Material: PA. | | | | | | |
| P140131  | OSI connector, push-in With grey inner cover | Light grey | 16/40/82 | 10 | 3606480580994 | INS60050 |
| P140132  | OSI connector, screw With white inner cover | Light grey | 16/40/82 | 10 | 3606480581007 | INS60051 |

OptiLine 50

Dedicated Wiring Devices

Range

Connectors

| Type | Colour | Dimensions A/B/C (mm) | Qty per package | EAN code | Ref. No. |
|---|--------|-----------------------|-----------------|---------------|-----------------|
| Connector, 3-pole | | | | | |
| Cable connector GST 18i3, 3-pole, S B1 ZR1, with screw connection and strain relief. For rigid and fine stranded cables 0.75-2.5 mm ² , Ø6.5-10.5 mm, 250 V, 16 A, unassembled. Insulation strip length 7 mm. Sheath strip length 31 mm. Material: PA. | | | | | |
| Female | White | 13/28/70 | 10 | 3606480072918 | INS70010 |
| Male | White | 13/28/70 | 10 | 3606480072925 | INS70011 |
| Connector, 5-pole | | | | | |
| Cable connector GST 15i5, 5-pole, with screw connection and strain relief. For rigid and fine-stranded cables 0.5-2.5 mm ² , Ø7.8-13.5 mm, 250/400 V, 16 A, unassembled. Insulation strip length 8 mm, sheath strip length 40 mm. Material: PA. | | | | | |
| Female | White | 15/32/78 | 10 | 3606485124797 | INS70000 |
| Male | White | 15/32/78 | 10 | 3606485124803 | INS70001 |

Cables

| | | | | | |
|--|-------|-------------|----|---------------|-----------------|
| Extension cables GST 15i5 | | | | | |
| Extension cable 3-phase GST 15i5 H05Z1A7Z1-F5G1.5, 5-pole 5 x 1.5 mm ² . Halogen-free cable Ø10.2 mm, 250/400 V, 16 A, female/male. Material: PE/PP (FR), PA. | | | | | |
| 0.5 m | White | 15/33/500 | 50 | 3606480297885 | INS71000 |
| 1 m | White | 15/33/1000 | 30 | 3606480297892 | INS71001 |
| 2 m | White | 15/33/2000 | 20 | 3606480297908 | INS71002 |
| 3 m | White | 15/33/3000 | 15 | 3606480297915 | INS71003 |
| 4 m | White | 15/33/4000 | 10 | 3606480297922 | INS71004 |
| 5 m | White | 15/33/5000 | 10 | 3606480297939 | INS71005 |
| 8 m | White | 15/33/8000 | 5 | 3606480297946 | INS71008 |
| Extension cables GST 15i5 | | | | | |
| Extension cable 3-phase GST 15i5 H05Z1A7Z1-F5G2.5, 5-pole 5 x 2.5 mm ² . Halogen-free cable Ø12.3 mm, 250/400 V, 16 A, female/male. Material: PE/PP (FR), PA. | | | | | |
| 0.5 m | White | 15/33/500 | 50 | 3606480200618 | INS74000 |
| 1 m | White | 15/33/1000 | 30 | 3606480200625 | INS74001 |
| 2 m | White | 15/33/2000 | 15 | 3606485124872 | INS74002 |
| 3 m | White | 15/33/3000 | 10 | 3606485124889 | INS74003 |
| 4 m | White | 15/33/4000 | 8 | 3606485124896 | INS74004 |
| 5 m | White | 15/33/5000 | 5 | 3606485124902 | INS74005 |
| 8 m | White | 15/33/8000 | 4 | 3606480068300 | INS74008 |
| Extension cables GST 15i5, shielded | | | | | |
| Extension cable 3-phase GST 15i5 S05Z1A7Z1-F5G2.5, 5-pole 5 x 2.5 mm ² . Halogen-free cable, shielded, Ø12.5 mm, 250/400 V, 16 A, female/male. Material: PE/PP (FR), PA. | | | | | |
| 0.5 m | White | 15/33/500 | 40 | 3606480200632 | INS74300 |
| 1 m | White | 15/33/1000 | 20 | 3606480200649 | INS74301 |
| 2 m | White | 15/33/2000 | 10 | 3606480068317 | INS74302 |
| 3 m | White | 15/33/3000 | 10 | 3606480068324 | INS74303 |
| 4 m | White | 15/33/4000 | 8 | 3606480068331 | INS74304 |
| 5 m | White | 15/33/5000 | 5 | 3606480068348 | INS74305 |
| 8 m | White | 15/33/8000 | 4 | 3606480068355 | INS74308 |
| Feeding cables GST 15i5 | | | | | |
| Feeding cable 3-phase GST 15i5 S05Z1A7Z1-F5G2.5, 5-pole 5 x 2.5 mm ² . Halogen-free cable Ø12.3 mm, 250 V, 16 A, female/free end with welded conductor ends. Material: PE/PP (FR), PA. | | | | | |
| 1 m | White | 15/33/1000 | 30 | 3606485124834 | INS74201 |
| 5 m | White | 15/33/5000 | 5 | 3606485124841 | INS74205 |
| 8 m | White | 15/33/8000 | 5 | 3606485124858 | INS74208 |
| 10 m | White | 15/33/10000 | 3 | 3606485124865 | INS74210 |
| Feeding cables GST 15i5, shielded | | | | | |
| Feeding cable 3-phase GST 15i5 S05Z1A7Z1-F5G2.5, 5-pole 5 x 2.5 mm ² . Halogen-free cable, shielded, Ø12.5 mm, 250 V, 16 A, female/free end with welded conductor ends. Material: PE/PP (FR), PA. | | | | | |
| 1 m | White | 15/33/1000 | 20 | 3606480068379 | INS74501 |
| 5 m | White | 15/33/5000 | 5 | 3606480068386 | INS74505 |
| 8 m | White | 15/33/8000 | 4 | 3606480068393 | INS74508 |
| 10 m | White | 15/33/10000 | 3 | 3606480068362 | INS74510 |

Mounting plates

| Type | Colour | Dimensions A/B/C (mm) | Qty per package | EAN code | Ref. No. | | |
|---|--------|---|-----------------|----------|----------|---------------|----------------|
| <p>Mounting plates with various hole patterns, intended for use with mounting kits CYB-BK and with OptiLine 50 angled basic kit for CYB plates. The plates are available in three versions; with label holder, without label holder and with built-in shutter. Plates with shutter only fit CYB-BK6.</p> <p>All plates except those with built-in shutter for CYB-BK6 can be mounted angled or flat, and they can all be fitted without tools.</p> <p>Material: PC/ABS.</p> | | | | | | | |
| <p>Blank plates</p> | | | | | | | |
| P2018 | | CYB-MP1 | Greyish-black | 12/32/66 | 10 | 7315885971806 | 5971800 |
| | | Blank plate without label holder, for future expansion or for hole cutting by client | White RAL 9010 | | | 7315885971851 | 5971850 |
| | | | White NCS | | | 7315885971707 | 5971700 |
| P60150 | | CYB-MP2 | White NCS | 12/32/66 | 10 | 7315880052791 | 5971701 |
| | | Blank plate with label holder, for future expansion or for hole cutting by client | | | | | |
| <p>BNC, TNC, EAE</p> | | | | | | | |
| P2020 | | CYB-DC | White | 12/32/66 | 10 | 7315880052807 | 5971705 |
| | | Keyed hole for 1 x BNC, TNC, EAE, with label holder | | | | | |
| P60453 | | CYB-DC | White | 12/32/66 | 10 | 7315880052814 | 5971706 |
| | | Keyed double holes for 2 x BNC, TNC or EAE-2, with label holder | | | | | |
| <p>F, ST for cable TV or fibre</p> | | | | | | | |
| P143106 | | CYB-DC | White NCS | 12/32/66 | 10 | 7315880052838 | 5971708 |
| | | Keyed double holes for 2 x F or ST, with label holder, for cable TV nets or fibre | | | | | |
| <p>Thomas & Betts</p> | | | | | | | |
| P2024 | | CYB-DP | White NCS | 17/32/66 | 10 | 7315880052852 | 5971711 |
| | | Thomas & Betts for 2 x 8-position modular jack STP, UTP and blind plug, with label holder | | | | | |
| <p>Lucent</p> | | | | | | | |
| P2025 | | CYB-DP | Greyish-black | 12/32/66 | 10 | 7315880040125 | 5971809 |
| | | Lucent for 2 x 8-position modular jack UTP and blind plug, with label holder | White RAL 9010 | | | 7315880042303 | 5971859 |
| | | | White NCS | | | 7315880052869 | 5971712 |
| | | | White RAL 1013 | | | 7315880083887 | 5971955 |
| <p>AMP NetConnect</p> | | | | | | | |
| P60140 | | CYB-DP | White NCS | 12/32/66 | 10 | 7315880052876 | 5971713 |
| | | AMP NetConnect for 2 x 8-position modular jack UTP Category 3 and blind plug, with label holder | | | | | |
| <p>AMP NetConnect</p> | | | | | | | |
| P60140 | | CYB-DP | Greyish-black | 12/32/66 | 10 | 7315880040149 | 5971812 |
| | | AMP NetConnect for 2 x 8-position modular jack STP, UTP, Krone Keystone UTP/STP and blind plug, with label holder | White RAL 9010 | | | 7315880042310 | 5971861 |
| | | | White NCS | | | 7315880052883 | 5971714 |
| | | | White RAL 1013 | | | 7315880083917 | 5971958 |
| <p>IBM</p> | | | | | | | |
| P2027 | | CYB-DP | White NCS | 12/32/66 | 10 | 7315880052890 | 5971715 |
| | | 1 x IBM cable system connector type 1, with label holder | | | | | |
| P60140 | | CYB-DP | White NCS | 12/32/66 | 10 | 7315880101963 | 5971744 |
| | | 2 x IBM GFP (Global Foot Print), with label holder | | | | | |



Mounting plates

| | Type | Colour | Dimensions A/B/C (mm) |  | Qty per package | EAN code | Ref. No. |
|---------|---|----------------|--------------------------|---|--------------------|----------------|----------------|
| | 1 x D-sub | | | | | | |
| P2030 |  | CYB-DP | Greyish-black | 12/32/66 | 10 | 7315880040156 | 5971813 |
| | | | White RAL 9010 | | | 7315880042365 | 5971866 |
| | | | White NCS | | | 7315880052937 | 5971719 |
| P60457 |  | CYB-DP | Greyish-black | 12/32/66 | 10 | 7315880040163 | 5971814 |
| | | | White RAL 9010 | | | 7315880042372 | 5971867 |
| | | | White NCS | | | 7315885971721 | 5971720 |
| P2032 |  | CYB-DP | White NCS | 12/32/66 | 10 | 7315880052944 | 5971721 |
| | | | | | | | |
| | | | | | | | |
| | XLR, universal type | | | | | | |
| P60458 |  | CYB-DP | Greyish-black | 12/32/66 | 10 | 7315880040200 | 5971818 |
| | | | White RAL 9010 | | | 7315880042396 | 5971869 |
| | | | White NCS | | | 7315880052951 | 5971722 |
| | Modular Jack UTP & STP, Reichle & De-Massari | | | | | | |
| P143107 |  | CYB-DP | White NCS | 18/32/66 | 10 | 7315880053019 | 5971728 |
| | | | | | | | |
| | | | | | | | |
| P143108 |  | CYB-DP | Greyish-black | 18/32/66 | 10 | 7315880042457 | 5971824 |
| | | | White RAL 9010 | | | 7315880042426 | 5971873 |
| | | | White NCS | | | 7315880053026 | 5971729 |
| | 1 port module, Reichle & De-Massari, FreeNet | | | | | | |
| P2037 |  | CYB-DP | Greyish-black | 18/32/67 | 10 | 7315880078951 | 5971841 |
| | | | White RAL 9010 | | | 7315880078968 | 5971888 |
| | | | White NCS | | | 7315880078944 | 5971741 |
| | | White RAL 1013 | | | 7315880083894 | 5971956 | |
| | SC Duplex from AMP, Molex, Lucent Tech (Lucent), Dätwyler, Siecor | | | | | | |
| P2038 |  | CYB-DF | White NCS | 12/32/66 | 10 | 7315885971738 | 5971730 |
| | | | | | | | |
| | | | | | | | |
| P60460 |  | CYB-DF | White NCS | 12/32/66 | 10 | 7315880053033 | 5971731 |
| | | | | | | | |
| | | | | | | | |
| | 2 x 8-position modular jack, only for mounting in CYB-BK6 | | | | | | |
| P2040 |  | CYB-DP | White NCS | 11/43/66 | 10 | 7315880067498 | 5971732 |
| | | | White RAL 9010 | | | 7315880067535 | 5971879 |
| | | | | | | | |
| | | CYB-DP | White NCS | 14/43/66 | 10 | 7315880067504 | 5971733 |
| | | | | | | | |
| | | | | | | | |
| | | CYB-DP | White NCS | 14/43/66 | 10 | 7315880067528 | 5971735 |
| | | | White RAL 9010 | | | 7315880067597 | 5971882 |
| | | | | | | | |
| | Alcatel 8-pole modular jack type LAN | | | | | | |
| LE8860 |  | CYB-DP | Greyish-black | 12/32/66 | 10 | 7315880097433 | 5971842 |
| | | | White RAL 9010 | | | 7315880097464 | 5971889 |
| | | | White NCS | | | 7315880097440 | 5971742 |

Consolidation points



Actassi S-One connector


The new, one-piece RJ45 connector with superior performance. Easy to handle, easy to install.

Safe bends

Plenty of space for bends assures high performance of all cables.

Strain reliefs

For convenient securing of the cables, the strain relief points are placed outside the box.



Separation plate

The separation plate enables high and low-voltage installation in the same box.

Steel case and lid


Robust powder coated steel for a nice and tidy look.

3-phase bus

With 6 plug-in tap offs.

Space for distribution block

Space for 1-phase distribution block. Can be used for prioritized power.

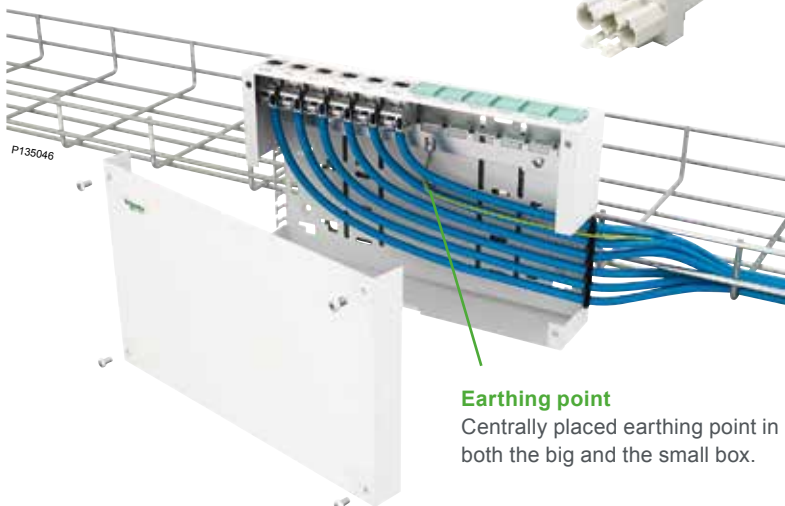


Easy to mount

Pre-cut holes and several pre-defined standard brackets.

Pre-connected power

Up to 90% faster power installation with gesis quick-connect cables.



Earthing point

Centrally placed earthing point in both the big and the small box.

Slim-sized consolidation box

The smaller version of the consolidation points is specially suitable when installing only network, or as an addition to the large box.

OptiLine 50

Dedicated Wiring Devices Range

Consolidation points

| Type | Colour | Dimensions A/B/C (mm) | Qty per package | EAN code | Ref. No. |
|------|--------|-----------------------|-----------------|----------|----------|
|------|--------|-----------------------|-----------------|----------|----------|

The Consolidation point products are fully compatible with the Actassi S-One data outlets and also with the older LexCom range. Appropriate plastic adaptors should be used to fit the RJ45 outlets in the consolidation point. The two-compartment type is also compatible with the Wieland GST15 three-phase terminal block. In addition, a single phase terminal block fits together with one three-phase block. All fixing screws are M4.

For cable management it is recommended to use regular cable ties or the cable holder VDIM11U002. Since the Wieland cables and connectors are double-insulated, there is no need for protected earth. For functional earth, the centre screw in the box should be used. When installing shielded Actassi connectors the enclosed earthing rail should be used, and when installing the older style shielded LexCom connectors spring clip ref. no. 30 658 033 should be used. The pre-punched holes in the Consolidation point are specially designed for Wibe and Defem fixing plates. The design is made in such a way that there is always holes that fit your needs. The fixings required to install the Consolidation point on a fixing plate are not included.

The Consolidation point is intended for use as a universal connection point between the fixed installation and mobile pre-wired units such as poles, posts and floor boxes.

Consolidation point, one compartment

Consolidation point made up by a steel junction box with one compartment for communication.
Material: Sheet steel, powder coated.

| | | | | | |
|------|-------|------------|---|---------------|-----------------|
| RJ45 | White | 52/170/300 | 1 | 3606480426827 | INS68200 |
|------|-------|------------|---|---------------|-----------------|

Consolidation point, two compartments

Consolidation point made up by a steel junction box with two compartments, one for power and one for communication.
Material: Sheet steel, powder coated.

| | | | | | |
|---|-------|------------|---|---------------|-----------------|
| RJ45 / GST18 installation couplers, 3-phase block with six tap-offs + one 1-phase block | White | 58/290/300 | 1 | 3606480426834 | INS68201 |
|---|-------|------------|---|---------------|-----------------|

P133095



P133096



Compatible accessories

Rapstrap, 4 sheets/6 strips

Rapstrap is a smooth and flexible installation tie to be used in many configurations. All parts of Rapstrap can be used and the unique design also allows Rapstrap to be easily released and re-used. For longer lengths, Rapstrap can be joined together. Packed in a plastic bag of 24, 4 sheets of 6 strips.
Material: Polyurethane.

| | | | | | |
|--------------|-------|-------------|----|---------------|-----------------|
| Rapstrap tie | Black | 10/1.25/300 | 24 | 3606480619151 | IMT38067 |
|--------------|-------|-------------|----|---------------|-----------------|

Thorsman Cintura, Cable ties

Cable tie for safe and fast clamping of cables, conduits and tubing. Delivered in a sealed packaging to ensure performance, irrespective of storage conditions.
Material: PA 6.6.

| | | | | | |
|------------------------|-------|---------|-----|---------------|-----------------|
| Max. clamping Ø20.5 mm | Black | 2.5/100 | 100 | 3606480554292 | IMT46033 |
|------------------------|-------|---------|-----|---------------|-----------------|

P139190



P140801



Actassi S-One RJ45 connectors

- Performance categories: Cat 6_A, 6 and 5e, shielded and unshielded.
- Material: Shielded in zamak, unshielded in ABS plastic.
- Size: Height 28 mm, width 18 mm, depth 35 mm.
- Applicable standards:
 - ISO/IEC 11801 and 2:2010, class EA permanent link and channel.
 - IEC 60603-7-51 Cat 6_A connecting hardware.
 - ANSI/TIA-568-C.2 Cat 6_A connecting hardware.
- One-piece design and U-shaped cable entry.
- Tool-less IDC termination.
- Earthing (shielded): Metallic, 360° self-adjusting, plus drain wire contact.
- Operational temperature range: -40° C to + 70° C.

| Type | Qty per pack | Ref. No. | Type | Qty per pack | Ref. No. |
|---|--------------|---------------------|----------------------------------|--------------|---------------------|
| S-One C6_A – Cat 6_A | | | S-One C5e – Cat 5e | | |
| RJ45 Connector Cat 6 _A Unshielded | 12 | VDIB1772XU12 | RJ45 Connector Cat 5e Unshielded | 12 | VDIB17725U12 |
| RJ45 Connector Cat 6 _A Unshielded | 96 | VDIB1772XU96 | RJ45 Connector Cat 5e Unshielded | 96 | VDIB17725U96 |
| RJ45 Connector Cat 6 _A Shielded | 12 | VDIB1772XB12 | RJ45 Connector Cat 5e Shielded | 12 | VDIB17725B12 |
| RJ45 Connector Cat 6 _A Shielded | 96 | VDIB1772XB96 | RJ45 Connector Cat 5e Shielded | 96 | VDIB17725B96 |
| S-One C6 – Cat 6 | | | | | |
| RJ45 Connector Cat 6 Unshielded | 12 | VDIB17726U12 | | | |
| RJ45 Connector Cat 6 Unshielded | 96 | VDIB17726U96 | | | |
| RJ45 Connector Cat 6 Shielded | 12 | VDIB17726B12 | | | |

P121213



P121216



P121212





P121215



OptiLine 50

Dedicated Wiring Devices

Technical description



Description

The wiring device system that is specially dedicated for OptiLine 50 is based on 50 mm modules that are snapped into the front opening. It is intended for coupling and connection outside the front opening.

The system includes a complete range of outlets and connections, such as 2-module DIN enclosures, junction boxes, switches, dimmers, quick-connect distribution blocks and the most frequent data outlets, like for instance Actassi Cat 6A.

The interface of the power system is called OSI (Open Schneider Interface) and meets requirements of the IEC 61535 standard (Connectors).

The double outlet with OSI interface enables connection using quick couplings, as well as easy assembling of the outlet in seconds without the use of tools.

The OSI interface can also be connected to a cable adaptor that is wired to a typical installation cable like EKK/EQQ. The connection is made with the IDC technique, which means that no stripping of the conductor is required, thus speeding up the connection phase. Screw or push-in termination is also available. The cable adaptor handles one incoming and one outgoing cable.

The OSI interface enables tap-off of earthing as well as connection of Wieland gesis 1-phase and 3-phase, Ensto-net 1-phase and Wago 1-phase quick-connect devices.

Approvals by SEMKO and VDE.

Australian socket outlets only available with screw termination.

Approval according to TÜV.

Note regarding installation couplers

Installation couplers are only intended for connection and disconnection without load. They are not designed for frequent use and are therefore not a replacement for socket outlets. Installation couplers are not suitable in readily accessible areas without special precautions. For safety reasons, gesis installation couplers must not be connected with couplers from other trade marks.

Cable definitions



1. Extension cable: Cable with male and female connector
2. Feeding cable: Cable with free end and female connector

Standards

SS 428 08 90, IEC 61984, IEC 61535.

Technical and Material data

| | | |
|-------------------------------------|---|---|
| Cables | Material: | Copper conductors and aluminium binding with protective conductor. Conductor insulation PE/PP (polyethylene/polypropene), flame retardant (FR). |
| Connectors and distribution blocks | Material: | PA (polyamide), surface-plated brass and galvanized chromed steel. |
| Switches, outlets, basic kits, etc. | Material: | PC/ABS (polycarbonate/acrylonitrile butadiene styrene) |
| | Density: | 1.14 g/cm ³ |
| | Water absorption: | 0.6% |
| | Volume resistivity: | >10 ¹³ Ω cm |
| | Dielectric strength: | 19 kV/mm |
| | Colours: | <ul style="list-style-type: none"> • White RAL 9010 • Dark grey RAL 7043 • Orange RAL 2004 |
| Electrical data | 250/400 VAC, 16A. | |
| Temperature range | Operating temperature from -5°C to +40°C. | |
| Suitable outdoors | Not suitable. | |
| Degree of protection | IP 20. | |

Extension cables GST 18i3

P107313



Extension cables GST 18i3 3 x 1.5 mm²

Extension cable 1-phase GST 18i3 H05Z1Z1-F3G1.5, 3-pole, 3 x 1.5 mm². Halogen-free cable Ø8.3 mm, 250 V, 16 A, female/male. All cables are individually marked with ref.no. Material: PE/PP (FR), PA.

| Length (m) | Colour | Dimensions (mm) | Qty per package | EAN code | Ref. No. |
|------------|--------|-----------------|-----------------|---------------|-----------------|
| 0.3 m | White | 13/28/300 | 150 | 3606480542275 | INS76050 |
| 1 m | White | 13/28/1000 | 75 | 3606480542282 | INS76051 |
| 2 m | White | 13/28/2000 | 30 | 3606480542299 | INS76052 |
| 3 m | White | 13/28/3000 | 25 | 3606480542305 | INS76053 |
| 4 m | White | 13/28/4000 | 15 | 3606480542312 | INS76054 |
| 5 m | White | 13/28/5000 | 15 | 3606480542329 | INS76055 |

P107313



Extension cables GST 18i3 3 x 1.5 mm²

Extension cable 1-phase GST 18i3 H05VV-F3G1.5, 3-pole, 3 x 1.5 mm². PVC cable Ø8.3 mm, 250 V, 16 A, female/male. All cables are individually marked with ref.no. Material: PVC, PA.

| Length (m) | Colour | Dimensions (mm) | Qty per package | EAN code | Ref. No. |
|------------|--------|-----------------|-----------------|---------------|-----------------|
| 1 m | White | 13/28/1000 | 75 | 3606480542220 | INS76041 |
| 2 m | White | 13/28/2000 | 30 | 3606480542237 | INS76042 |
| 3 m | White | 13/28/3000 | 25 | 3606480542244 | INS76043 |
| 4 m | White | 13/28/4000 | 20 | 3606480542251 | INS76044 |
| 5 m | White | 13/28/5000 | 15 | 3606480542268 | INS76045 |

P107313



Extension cables GST 18i3 3 x 2.5 mm²

Extension cable 1-phase GST 18i3 H05Z1Z1-F3G2.5, 3-pole, 3 x 2.5 mm². Halogen-free cable Ø10.2 mm, 250 V, 16 A, female/male. All cables are individually marked with ref.no. Material: PE/PP (FR), PA.

| Length (m) | Colour | Dimensions (mm) | Qty per package | EAN code | Ref. No. |
|------------|--------|-----------------|-----------------|---------------|-----------------|
| 0.3 m | White | 13/28/300 | 100 | 3606480542336 | INS76060 |
| 1 m | White | 13/28/1000 | 50 | 3606480542343 | INS76061 |
| 2 m | White | 13/28/2000 | 25 | 3606480542350 | INS76062 |
| 3 m | White | 13/28/3000 | 15 | 3606480542367 | INS76063 |
| 4 m | White | 13/28/4000 | 10 | 3606480542374 | INS76064 |
| 5 m | White | 13/28/5000 | 10 | 3606480542381 | INS76065 |

Extension cables 18i3

P107313



| Type | Colour | Dimensions A/B/C (mm) | Qty per package | EAN code | Ref. No. |
|------|--------|-----------------------|-----------------|----------|----------|
|------|--------|-----------------------|-----------------|----------|----------|

Extension cables GST 18i3 3 x 2.5 mm²

Extension cable 1-phase GST 18i3 H05VV-F3G2.5, 3-pole, 3 x 2.5 mm². PVC cable Ø10.2 mm, 250V, 16A, female/male. All cables are individually marked with ref.no. Material: PVC, PA.

| | | | | | |
|-----|-------|--------------|----|---------------|-----------------|
| 1 m | White | 12.6/28/1000 | 50 | 3606485112305 | INS76025 |
| 2 m | White | 12.6/28/2000 | 25 | 3606485112312 | INS76026 |
| 3 m | White | 12.6/28/3000 | 20 | 3606485112329 | INS76027 |
| 4 m | White | 12.6/28/4000 | 15 | 3606485112336 | INS76028 |
| 5 m | White | 12.6/28/5000 | 10 | 3606485112343 | INS76029 |
| 8 m | White | 12.6/28/8000 | 5 | 3606485112350 | INS76032 |

Extension cables GST 18i3 3 x 2.5 mm², shielded




Extension cable, shielded, 1-phase GST 18i3 S05Z1A7Z1-F3G2.5, 3-pole 3 x 2.5 mm². Halogen-free cable Ø10.2 mm, 250 V, 16 A, female/male. All cables are individually marked with ref.no. Material: PE/PP (FR), PA.

| | | | | | |
|-----|-------|--------------|----|---------------|-----------------|
| 1 m | White | 12.6/28/1000 | 40 | 3606485112411 | INS76301 |
| 2 m | White | 12.6/28/2000 | 25 | 3606485112428 | INS76302 |
| 3 m | White | 12.6/28/3000 | 20 | 3606485112435 | INS76303 |
| 4 m | White | 12.6/28/4000 | 15 | 3606485112442 | INS76304 |
| 5 m | White | 12.6/28/5000 | 10 | 3606485112459 | INS76305 |
| 8 m | White | 12.6/28/8000 | 5 | 3606485112466 | INS76308 |




P107313



Connection cables 18i3


| Type | Colour | Dimensions A/B/C (mm) | Qty per package | EAN code | Ref. No. |
|---|--------------------|-----------------------|-----------------|----------|-------------------------------|
| Connection cables GST 18i3 3 x 1.5 mm² | | | | | |
| Connection cable 1-phase GST 18i3 H05Z1Z1-F3G1.5, 3-pole, 3 x 1.5 mm ² . Halogen-free cable Ø8.3 mm, 250 V, 16 A, male/free end with welded conductor ends. All cables are individually marked with ref.no. Material: PE/PP (FR), PA. | | | | | |
| P107318  | GST 18i3 | White | 13/28/2000 | 30 | 3606480542404 INS76142 |
| Connection cables GST 18i3 3 x 2.5 mm² | | | | | |
| Connection cable 1-phase GST 18i3 H05VV-F3G2.5, 3-pole 3 x 2.5 mm ² . PVC cable Ø10.2 mm, 250 V, 16 A, male/free end with welded conductor ends. All cables are individually marked with ref.no. Material: PVC, PA. | | | | | |
| P107318  | GST 18i3 | White | 12.6/28/2000 | 25 | 3606485112367 INS76126 |
| Connection cables GST 18i3 3 x 2.5 mm², shielded | | | | | |
| Connection cable, shielded, 1-phase GST 18i3 S05Z1A7Z1-F3G2.5, 3-pole 3 x 2.5 mm ² . Halogen-free cable Ø10.2 mm, 250 V, 16 A, male/free end with welded conductor ends. All cables are individually marked with ref.no. Material: PE/PP (FR), PA. | | | | | |
| P107318  | GST 18i3, shielded | White | 12.6/28/2000 | 25 | 3606485112473 INS76402 |

Customer specified cables

| | | | | | |
|--|--------------|----------|----------|----------|----------------------|
| Cables GST 18 | | | | | |
| gesis GST 18 cable and accessories according to special customer order. All types of cable and accessory are available for customer adaptation. Implies a detailed specification. | | | | | |
| P107313  | Cable GST 18 | Optional | Optional | Optional | — GCR_CMS9511 |
| Cables GST 15 | | | | | |
| gesis GST 15 cable and accessories according to special customer order. All types of cable and accessory are available for customer adaptation. Implies a detailed specification. | | | | | |
| P107317  P107318  | Cable GST 15 | Optional | Optional | Optional | — GCR_CMS9510 |

Cable definitions

1. Extension cable: Cable with male and female connector
2. Feeding cable: Cable with free end and female connector
3. Connection cable: Cable with loose end and male connector



Standards

IEC 61535, EN 61984, VDE 0606, DIN VDE 0625.

Technical and Material data

| | | |
|-----------------------------|--|--|
| Cables | Material: | Copper conductors and aluminium binding with protective conductor. Conductor insulation PE/PP (polyethylene/polypropene) FR (flame retardant) or PVC (polyvinyl chloride). |
| Connectors and distribution | Material: | PA (polyamide), surface-plated brass blocks and galvanized chromed steel. |
| Colours | Cables and distribution blocks are white. Connectors are available both black and white. | |
| Electrical data | 250/400 VAC, 16 A. | |
| Temperature range | Operating temperature from -5°C to +40°C. | |
| Suitable outdoors | Not suitable. | |
| Degree of protection | IP 20. | |

Cables handled by the IDC connector

| | |
|---------------|--|
| A05BB-U | 1.5 mm ² /2.5 mm ² |
| SE-N05VV-U | 1.5 mm ² /2.5 mm ² |
| SE-N07VA5EV-U | 1.5 mm ² /2.5 mm ² |
| NO-N056VA5V-U | 1.5 mm ² /2.5 mm ² |
| SE-A05VV-R | 1.5 mm ² |
| NYM-J3 | 1.5 mm ² |
| NYM-J3 | 2.5 mm ² |

Note! Do not re-use with 1.5 mm² cables after a 2.5 mm² connection.

OptiLine 50

Dedicated Wiring Devices

Technical description



Description Installation couplers

Installations Couplers (IC) from Schneider Electric make installation and wiring in a building easy and more reliable. Update or extension of the wiring can also be made fast and easy. The system is mainly based on gesis GST 15 and GST 18 from Wieland Electric. Main applications for the system are

- OptiLine 50
- General wiring e.g. for lighting
- Thorsman Installation system

OptiLine 50

The OptiLine 50 system has socket outlets with a special interface called Open Schneider Interface (OSI).

To connect to OSI, special distribution blocks and adaptors are used. For three-phase system, 5-pole GST 15 distribution blocks and cables are available. The 5-pole distribution blocks have either tap-off to the OSI socket outlet or tap-off to 1-phase (3-pole) cables. There are separate distribution blocks with a clear marking L1, L2 or L3, depending on which phase should be tapped-off, and also kits including three tap-offs, one for each phase. For one-phase systems there are distribution blocks for OSI to Wieland GST 18, EnstoNet and Wago-Winsta systems.

The cables available are shielded or non-shielded and the materials are PVC or halogen-free.

The OSI interface can also be connected to a cable adaptor that is wired to a typical installation cable like EKK/EQQ. The connection is made with the IDC technique, which means that no stripping of the conductor is required, thus speeding up the connection phase. The cable adaptor handles one incoming and one outgoing cable.

General wiring

For general wiring the GST 18 system can be used. The most common distribution blocks are available and also a mounting plate to fit them to a flat surface. There are also connectors in the offer to make unique IC cables. See picture P106203 below.

1. Installation trunking: OptiLine 50 or Thorsman Installation System.
2. Poles with connection cables and gesis connectors.
3. Ceiling distribution: service gates, extension cables and distributor blocks.
4. Floor installation: Service gates, floor boxes and posts.
5. Desk units connected to floor boxes or service gates.
6. Luminaries adapted for GST 18 three-pole.

Thorsman Installation System


Thorsman Installation System can be wired with IC since it includes a range of socket outlets with prewired Wieland cables. A special trunking adaptor can be used to fix distribution blocks inside the trunking. To make connections to service poles, posts and desk units, these products must be specified with GST 18 connectors.

Important

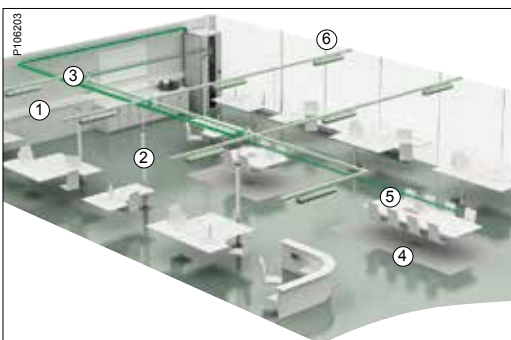

Installation Couplers are only intended for connection and disconnection without load. They are not designed for frequent use and are therefore not a replacement for socket outlets. Installation couplers are not suitable in readily accessible areas without special precautions. For safety reasons, GST 15/18 installation couplers must not be connected with couplers from other trade marks. According to international standard, Installations Couplers are “intended for permanent connection in fixed installations”. This implies that installation must be carried out by a certified installer.

Installation Couplers should comply with IEC 61535 for CE-marking. This is valid for all GST 18 couplers. GST 15 couplers have been classified as connectors and fulfil EN 61984 today. The main difference is that IEC 61535 requires a locking function for the connection which EN 61984 does not. However, an update is gradually taking place to fulfil IEC 61535 during 2012. You will be noticed when the fulfilment is complete. Until then we should avoid recommending GST 15 outside the trunking

Open Schneider interface



IDC technique





Installation trunking

Here is the basis of the installation system OptiLine 50: The trunking range, designed to facilitate and render your work more effectively. Enjoy maximum flexibility in anything from location to mounting anywhere – above or below desk height, through walls or around corners.

The rectangular trunking is also perfect for cable feeding in vertical mounting. All trunking are spacious and have separate compartments for power and other cables. Pick your choice between halogen-free plastic and lead-free PVC, aluminium or steel. All trunking are easy to handle and cut, reducing the mounting time on site.



A hidden innovation: 140H

This trunking is as clever as it is handy! Clever, since the cover will reduce electric fields from transformers by up to 85%. And handy, since it gives easy access to the outlets, facilitates cleaning and looks neater with the cover hiding outlets and plugs.



Halogen-free plastic, aluminium or steel?

The trunking of halogen-free plastic or lead-free PVC can be delivered with white or dark grey fronts and outlets. The aluminium trunking are available natural anodized or white with fronts of aluminium or halogen-free plastic, and the steel trunking comes in white only.



140H – hiding and protecting

140H is a well-concealed innovation. Outlets, flexes, plugs and transformers – they are all hidden under the hinged cover. The cover also reduces electric fields by up to 85%. 140H provides an extremely attractive installation while reducing health concerns. What more is there to ask for?



Simple mounting! Begin by installing the trunking base in the whole room. Then the outlets next to the workplace, and finally the hinged cover and the trunking-base covers.



The outlet cover kit makes ordering easy
The hinged cover with mounting accessories is available as one reference. Easy!



Kit for connection to feeder trunking
For connection to a feeder trunking, one reference number gives you a kit including all required components.



Protection against electric fields
The cover hides the outlets and reduces electric fields by up to 85%.



Easy access

You can place your desk quite close to trunking 140H, since the outlets are directed upwards. Thus, furnishing becomes effective with easy access to all outlets. In addition, the cover gives protection against dust and dirt, providing a both safe and neat installation.



Openable cover
The hinged cover can be opened and closed, with a self-locking function in open position.



Easy access
The outlets are angled upwards, giving easy access from the desk.



Space for transformers
The space under the cover is large enough to house both plugs and transformers.




Integrated cable organizers
Integrated cable organizers with Velcro fastening keep flexes/cables and transformers in order.



Premium design trunking

There are trunking for almost any need. They are all easily installed and have accessories with click-in-technology. The front opening only measures 50 mm, but since all connections are made outside the trunking by means of quick-couplers, access problems are eliminated.



Smooth design in aluminium, halogen-free or PVC.



Pre-punched holes facilitate feeding
The PVC and halogen-free plastic trunking 120 and 140 are provided with pre-punched knock-outs to facilitate and speed up feeding of cables to the outlets. The aluminium trunking have pre-punched slots.



Removable covers
The 120 and 140 trunking have removable covers, allowing you to install your data network from above into the capacious compartment. Handy and easy!



Simple earthing of the aluminium trunking
Connect the earth terminal to the OSI interface of the outlet, and tap the earth off to front cover and base by means of flat pin connectors.



Quick and safe data installations
Data cables are laid in the open upper compartment. The cable bending protections ensure a correct bending radius and prevent cables from being damaged.



P113599



We can offer a range of fixing products to facilitate your mounting. For instance extra long bits and screws with an extra large and thin head for plastic trunking.



Halogen-free plastic fronts need no earthing
Use front covers of halogen-free plastic in the aluminium trunking and eliminate earthing.



The cable retainer – a helping hand
Keeps cables in place during the installation phase, but can remain in the trunking for extra safety.



Protective foil
All trunking are supplied with a protective foil of transparent plastic to prevent from damages during the installation.



Easy and neat jointing
Internal jointing pieces and external joint cover pieces disguise those not so neat cuts.



Adjustable corners
Adjustable internal and external corners are available for the 120 and 140 trunking. The corner sections overlap the trunking, providing neat joints.



120C steel trunking – be innovative on site



Low planning

With the push-in/screw OSI connector you can work the way you are used to, using cable by the meter. Just grab a cable roll and a box of connectors and you're ready to go. The OSI connector has room for both incoming and outgoing cables, which means you can connect more groups on each phase.



Makes the complicated installations easy

The multi-purpose rectangular 120C trunking can be used both as feeder and trunking. It allows both new installations and upgrades of existing installations to be carried out faster and easier, always with a great result.

The rectangular 120C steel trunking is the fast route to sturdy, flexible and nice-looking installations, also when the room is full of nooks and crannies. The flexibility brings great savings on time and effort.



Universal corner

OptiLine provides robust quality in every detail. The universal corner fits both internal and external corners.



Universal T-piece and corner

The universal T-piece works as a handy connection between horizontal and vertical trunking.





Adaptor or CYB plates



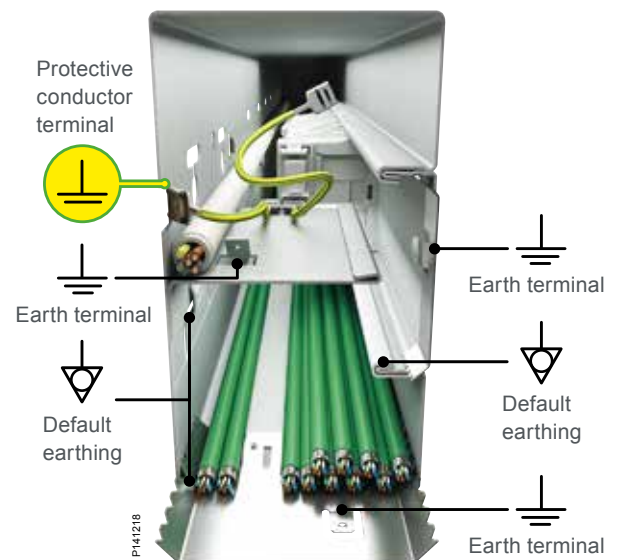
Ingenious feature to disguise uneven walls

Hardly any walls are completely smooth and flat. The clever design of the mounting features makes up for any imperfections and assures a straight, nice-looking installation.



More cable space

The OptiLine 50 outlets require less space. This means that the OptiLine trunking has increased cable capacity of up to 15%, even compared to a larger 123-mm trunking with 80 mm outlet standard.



Smart earthing features

In cases when equipotential or protective earthing is specified, the smart construction makes it easy to find a safe and accessible earthing point. By default the front cover, cable shelf, jointing piece etc. will be connected to the protective earth system.



P111190



120C plastic trunking – enjoy easiness of everyday installations



Symmetrical design in halogen-free plastic or led-free PVC

The symmetrical trunking design means you can work fast with no risk of turning the trunking the wrong way.



Nice-looking corners

For a perfect result we recommend you to use the pre-made corner units. However, the plastic trunking also allows you to use only length material and hide any imperfect cuts with the joint cover pieces.

For spaces with lots of quirky bends and curves, the rectangular 120C plastic trunking is the ideal choice. Use the brackets or mount directly onto the wall to quickly achieve a neat and safe installation.



Bend protection

The bend protection ensures secure function of the network installation.



Sharp cuts

The easy-to-use front shears make precise cuts of the front in seconds.




DIN module
When the installation is placed at a long distance from the switchboard, a "mini switchboard" is an appropriate solution for handling requirements regarding short-circuit currents.



Extra cable capacity
Benefit from the extra cable capacity, especially when using the rectangular trunking as a feeder in vertical mounting.



120C as a feeder trunking
Whether the installation runs vertically or horizontally, OptiLine 120C works perfectly as feeder and supplement to the entire OptiLine product range.



Bracket
Bracket for all trunking in the OptiLine 50 range, except for height 80 and 100 mm.



Aesthetic
120C facilitates easy installations with almost invisible seams.



The "Helping hand"
The green cable holder will assist you in making a fast and easy installation with cables in a neat and tidy order.

Exploded views

P111568

Rounded shape

1. Trunking base
2. Removable top cover
3. Front cover
4. Internal corner
5. External corner
6. Stop end
7. Wall frame
8. Joint cover piece
9. T-piece
10. Joint cover piece for top cover
11. Cable shelf
12. Joint cover piece for front cover
13. Joining pieces (2 or 3, depending on size of trunking)
14. Earthing kit

P112348_Revised

140H

1. Trunking base
2. Top cover
3. Internal corner with top cover
4. External corner with top cover
5. Stop end
6. Joint cover piece, top cover
7. Joint cover piece, outlet cover kit
8. Outlet kit (hinged outlet cover, front covers, end-pieces, cable organizers)

P140689

120C, plastic

1. Trunking base
2. Front cover
3. Internal corner
4. External corner with front cover
5. L-piece
6. Stop end
7. Wall frame
8. Joint cover piece
9. T-piece
10. Joining pieces

P140687

120C, steel

1. Trunking base
2. Front cover
3. Internal corner, alt. universal corner
4. External corner, alt. universal corner
5. L-piece
6. Stop end
7. Joint cover piece
8. T-piece, alt. universal T-piece

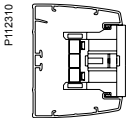
Cable capacity

Recommended fill factor: 50%

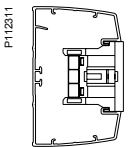
Cables used in the examples: Data Ø7 mm
Power Ø12 mm (3 x 2.5 mm²)

More detailed cable capacity calculations can be made in our specification tool.

Trunking with outlets and GST installation couplers



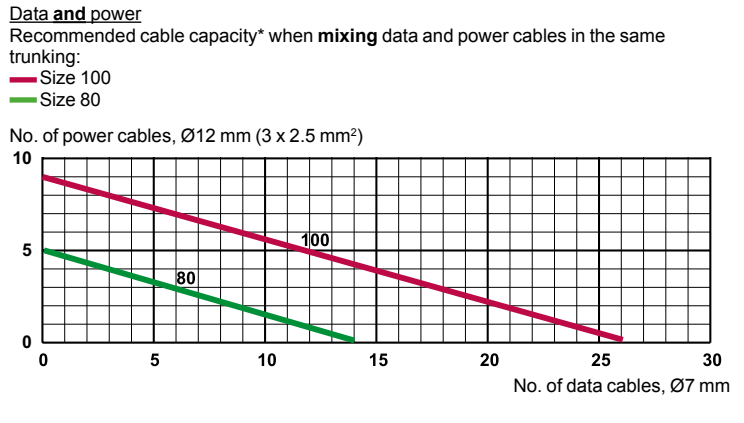
Size 80
Recommended cable capacity*:
Data or power
Data: Max. 14 cables
Power: Max. 5 cables



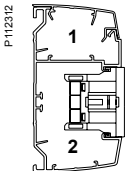
Size 100
Recommended cable capacity*:
Data or power
Data: Max. 26 cables
Power: Max. 9 cables

Data and power
For combinations, see right-hand chart.

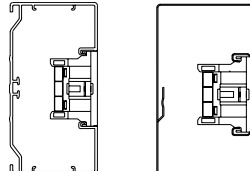
*With fill factor 50%.



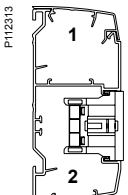
Trunking with outlets and GST installation couplers



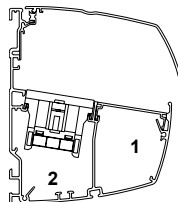
Size 120
Recommended cable capacity*:
1. Data: Max. 16 cables
2. Power: Max. 5 cables



Size 120C
Recommended cable capacity*:
Plastic with data or power
Data: Max. 46 cables
Power: Max. 15 cables
Steel with data or power
Data: Max. 50 cables
Power: Max. 17 cables



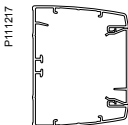
Size 140
Recommended cable capacity*:
1. Data: Max. 24 cables
2. Power: Max. 6 cables



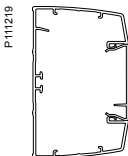
Size 140H
Recommended cable capacity*:
1. Data: Max. 20 cables
2. Power: Max. 4 cables

*With fill factor 50%.

Trunking without outlets

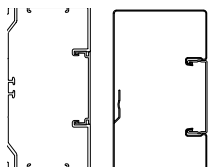


Size 80
Recommended cable capacity*:
Data or power
Data: Max. 31 cables
Power: Max. 10 cables



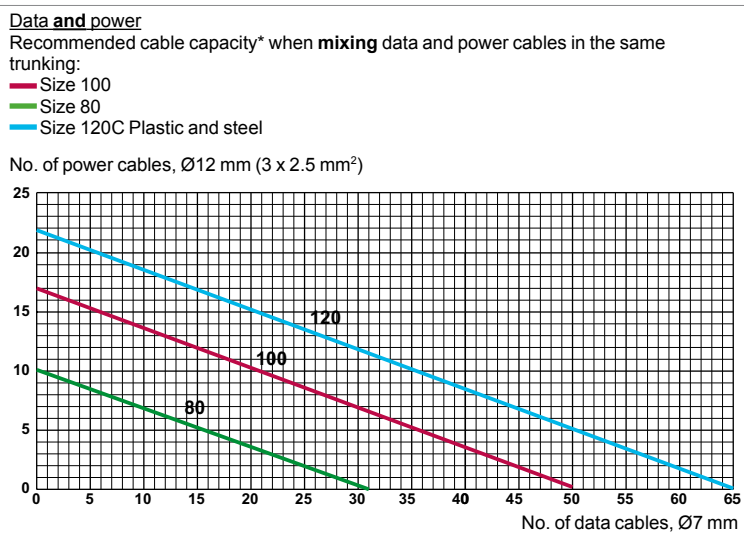
Size 100
Recommended cable capacity*:
Data or power
Data: Max. 50 cables
Power: Max. 17 cables

Data and power
For combinations, see right-hand chart.













Size 120C Plastic and steel
Recommended cable capacity*:
Plastic with data or power
Data: Max. 61 cables
Power: Max. 21 cables

*With fill factor 50%.



Halogen-free plastics and PVC trunking and accessories, rounded shape, sizes 80 - 100

| |  | |  | |  | |  | |  | |  | |
|--|---|-----------|---|-----------|---|-----------|--|-----------|---|-----------|---|-----------|
| Trunking size | Ref. No. | Qty/ pack | Ref. No. | Qty/ pack | Ref. No. | Qty/ pack | Ref. No. | Qty/ pack | Ref. No. | Qty/ pack | Ref. No. | Qty/ pack |
| Halogen-free | | | | | | | | | | | | |
| 80  | INS12100 | 10 m | INS12101 | 1 | INS12102 | 1 | INS12103 | 1 | INS12104 | 2 | INS12105 | 1 |
| 100  | INS12200 | 10 m | INS12201 | 1 | INS12202 | 1 | INS12203 | 1 | INS12204 | 2 | INS12205 | 1 |
| PVC | | | | | | | | | | | | |
| 80  | INS12150 | 10 m | INS12101 | 1 | INS12102 | 1 | INS12103 | 1 | INS12104 | 2 | INS12105 | 1 |
| 100  | INS12250 | 10 m | INS12201 | 1 | INS12202 | 1 | INS12203 | 1 | INS12204 | 2 | INS12205 | 1 |

Halogen-free plastics and PVC trunking and accessories, rounded shape, sizes 120 - 140

| |  | |  | |  | |  | |  | |  | |
|--|---|-----------|---|-----------|---|-----------|---|-----------|---|-----------|---|-----------|
| Trunking size | Ref. No. | Qty/ pack | Ref. No. | Qty/ pack | Ref. No. | Qty/ pack | Ref. No. | Qty/ pack | Ref. No. | Qty/ pack | Ref. No. | Qty/ pack |
| Halogen-free | | | | | | | | | | | | |
| 120  | INS12300 | 10 m | INS12301 | 1 | INS12302 | 1 | INS12304 | 2 | INS12305 | 1 | INS12306 | 1 |
| 140  | INS12400 | 10 m | INS12401 | 1 | INS12402 | 1 | INS12404 | 2 | INS12405 | 1 | INS12406 | 1 |
| PVC | | | | | | | | | | | | |
| 120  | INS12350 | 10 m | INS12301 | 1 | INS12302 | 1 | INS12304 | 2 | INS12305 | 1 | INS12306 | 1 |
| 140  | INS12450 | 10 m | INS12401 | 1 | INS12402 | 1 | INS12404 | 2 | INS12405 | 1 | INS12406 | 1 |

Installation trunking





| Joint cover piece, kit | | T-piece, vertical 80 | | T-piece, vertical 100 | | Front cover | | Cable shelf | |
|------------------------|-----------|----------------------|-----------|-----------------------|-----------|-----------------------|--------------|-------------|-----------|
| Ref. No. | Qty/ pack | Ref. No. | Qty/ pack | Ref. No. | Qty/ pack | Ref. No. | Qty/ pack | Ref. No. | Qty/ pack |
| INS12106 | 1 | – | – | – | – | INS12900 INS12901* | 30 m 30 m | INS12904 | 24 m |
| INS12206 | 1 | INS12107 | 1 | INS12207 | 1 | INS12900 INS12901* | 30 m 30 m | INS12904 | 24 m |
| INS12106 | 1 | – | – | – | – | INS12950 | 30 m | ISM10902 | 24 m |
| INS12206 | 1 | INS12107 | 1 | INS12207 | 1 | INS12950 | 30 m | ISM10902 | 24 m |

| T/L-piece, vertical 80 | | T/L-piece, vertical 100 | | T/L-piece 120 | | T/L-piece 140 | | Front cover | | Cable shelf | |
|------------------------|-----------|-------------------------|-----------|---------------|-----------|---------------|---|-----------------------|--------------|-------------|-----------|
| Ref. No. | Qty/ pack | Ref. No. | Qty/ pack | Ref. No. | Qty/ pack | | | Ref. No. | Qty/ pack | Ref. No. | Qty/ pack |
| INS12107 | 1 | INS12207 | 1 | INS12307 | 1 | – | | INS12900 INS12901* | 30 m 30 m | INS12904 | 24 m |
| INS12107 | 1 | INS12207 | 1 | – | | INS12407 | 1 | INS12900 INS12901* | 30 m 30 m | INS12904 | 24 m |
| INS12107 | 1 | INS12207 | 1 | INS12307 | 1 | – | | INS12950 | 30 m | ISM10902 | 24 m |
| INS12107 | 1 | INS12207 | 1 | – | | INS12407 | 1 | INS12950 | 30 m | ISM10902 | 24 m |







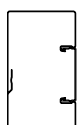
Halogen-free plastics and PVC trunking and accessories, rectangular shape, sizes 120

| Trunking size | Trunking base | | Internal corner | | External corner | | Bend 90° | | T-piece | | Stop end | |
|--|---------------|-----------|-----------------|-----------|-----------------|-----------|----------|-----------|----------|-----------|----------|-----------|
| | Ref. No. | Qty/ pack | Ref. No. | Qty/ pack | Ref. No. | Qty/ pack | Ref. No. | Qty/ pack | Ref. No. | Qty/ pack | Ref. No. | Qty/ pack |
| Halogen-free | | | | | | | | | | | | |
| 120C  | INS12320 | 10 m | INS12321 | 1 | INS12322 | 1 | INS12323 | 1 | INS12327 | 1 | INS12324 | 2 |
| PVC | | | | | | | | | | | | |
| 120C  | INS12360 | 10 m | INS12361 | 1 | INS12362 | 1 | INS12363 | 1 | INS12367 | 1 | INS12324 | 2 |







Installation trunking

|  | |  | |  | |  | | |
|---|-----------|---|-----------|---|--------------|---|-----------|--|
| Wall frame | | Joint cover piece, kit | | Front cover | | Cable shelf | | |
| Ref. No. | Qty/ pack | Ref. No. | Qty/ pack | Ref. No. | Qty/ pack | Ref. No. | Qty/ pack | |
| INS12325 | 1 | INS12326 | 1 | INS12900 INS12901* | 30 m 30 m | ISM12904 | 24 | |
| | | | | *Dark grey | | | | |
| INS12325 | | INS12326 | 5 | – | 30 | ISM10902 | 24 | |



Steel trunking and accessories, rectangular shape, sizes 120

| Steel trunking and accessories, rectangular shape, sizes 120 | | | | | | | | | | | | | |
|--|----------|---|----------|---|----------|---|----------|--|----------|---|----------|---|--|
| | |  | |  | |  | |  | |  | |  | |
| | | Trunking base | | Internal corner, fixed | | Internal corner, adjustable | | External corner, fixed | | Universal corner | | Bend 90° | |
| Trunking size | Ref. No. | Qty/ pack | Ref. No. | Qty/ pack | | | Ref. No. | Qty/ pack | Ref. No. | Qty/ pack | Ref. No. | Qty/ pack | |
| 120C  | INS14300 | 3 m | INS14301 | 1 | INS14311 | 1 | INS14302 | 1 | INS14310 | 1 | INS14303 | 1 | |

Installation trunking



|  | |  | |  | |  | |  | |  | |
|---|--------------|---|--------------|---|--------------|---|--------------|--|--------------|---|--------------|
| T-piece | | Universal T-piece | | Stop end | | Joint cover piece | | Front cover | | Cable shelf | |
| Ref. No. | Qty/ pack | Ref. No. | Qty/ pack | Ref. No. | Qty/ pack | Ref. No. | Qty/ pack | Ref. No. | Qty/ pack | Ref. No. | Qty/ pack |
| INS14307 | 1 | INS14312 | 1 | INS5551803 | 1 | 5595 223 | 1 | INS14900 | 3 m | INS10960 | 10 |

Aluminium trunking and accessories, sizes 80 - 100

| Trunking size | Trunking base | | Internal corner, fixed | | External corner, fixed | | Bend 90°, kit | | Stop end | |
|--|--------------------------|--------------|--------------------------|-----------|--------------------------|-----------|--------------------------|-----------|--------------------------|-----------|
| | Ref. No. | Qty/ pack | Ref. No. | Qty/ pack | Ref. No. | Qty/ pack | Ref. No. | Qty/ pack | Ref. No. | Qty/ pack |
| 80  | INS13100 W INS13150 A | 10 m 10 m | INS12101 W INS13151 M | 1 1 | INS12102 W INS13152 M | 1 1 | INS12103 W INS13153 M | 1 1 | INS12104 W INS13154 M | 2 2 |
| 100  | INS13200 W INS13250 A | 10 m 10 m | INS12201 W INS13251 M | 1 1 | INS12202 W INS13252 M | 1 1 | INS12203 W INS13253 M | 1 1 | INS12204 W INS13254 M | 2 2 |

W = white, A = anodized, M = Alu metallic, D = dark grey

Aluminium trunking and accessories, sizes 120 - 140

| Trunking size | Trunking base | | Internal corner, adjustable | | External corner, adjustable | | Stop end | | Wall frame | |
|--|--------------------------|--------------|-----------------------------|-----------|-----------------------------|-----------|--------------------------|-----------|------------|-----------|
| | Ref. No. | Qty/ pack | Ref. No. | Qty/ pack | Ref. No. | Qty/ pack | Ref. No. | Qty/ pack | Ref. No. | Qty/ pack |
| 120  | INS13300 W INS13350 A | 10 m 10 m | INS12301 W INS13351 M | 1 1 | INS12302 W INS13352 M | 1 1 | INS12304 W INS13354 M | 2 2 | INS12305 W | 1 |
| 140  | INS13400 W INS13450 A | 10 m 10 m | INS12401 W INS13451 M | 1 1 | INS12402 W INS13452 M | 1 1 | INS12404 W INS13454 M | 2 2 | INS12405 W | 1 |







W = white, A = anodized, M = Alu metallic, D = dark grey








Aluminium trunking and accessories, size 140H





| Trunking size | Truning base | | Outlet cover kit | | Top cover | | Internal corner, fixed | | External corner, fixed | |
|---|--------------------------|------------|--------------------------|----------|--------------------------|------------|--------------------------|----------|--------------------------|----------|
| | Ref. No. | Qty/pack | Ref. No. | Qty/pack | Ref. No. | Qty/pack | Ref. No. | Qty/pack | Ref. No. | Qty/pack |
| 140H  | INS13800 W INS13850 A | 5 m 5 m | INS13810 W INS13860 A | 1 1 | INS13811 W INS13861 A | 5 m 5 m | INS13801 W INS13851 A | 1 1 | INS13802 W INS13852 A | 1 1 |

W = white, A = anodized

Installation trunking

|  | |  | |  | |  | |  | |  | |
|---|-----------|---|-----------|---|-----------|---|-----------|---|----------------|---|-----------|
| Ref. No. | Qty/ pack | Ref. No. | Qty/ pack | Ref. No. | Qty/ pack | Ref. No. | Qty/ pack | Ref. No. | Qty/ pack | Ref. No. | Qty/ pack |
| INS12105 W | 1 | INS12106 W INS13156 M | 1 1 | – | – | – | – | INS13900 W INS13950 A INS12901 D | 25 25 30 | INS12904 W INS13904 A | 24 24 |
| INS12205 W | 1 | INS12206 W INS13256 M | 1 1 | INS12107 W INS13157 M | 1 1 | INS12207 W INS13257 M | 1 1 | INS13900 W INS13950 A INS12901 D | 25 25 30 | INS12904 W INS13904 A | 24 24 |

|  | |  | |  | |  | |  | |  | |  | |
|---|-----------|---|-----------|---|-----------|---|-----------|--|-----------|---|----------------|---|-----------|
| Ref. No. | Qty/ pack | Ref. No. | Qty/ pack | Ref. No. | Qty/ pack | Ref. No. | Qty/ pack | Ref. No. | Qty/ pack | Ref. No. | Qty/ pack | Ref. No. | Qty/ pack |
| INS12306 W INS13356 M | 1 1 | INS12107 W INS13157 M | 1 1 | INS12207 W INS13257 M | 1 1 | INS12307 W INS13357 M | 1 1 | INS13320 W INS13321 A | 1 1 | INS13900 W INS13950 A INS12901 D | 25 25 30 | INS12904 W INS13904 A | 24 24 |
| INS12406 W INS13456 M | 1 1 | INS12107 W INS13157 M | 1 1 | INS12207 W INS13257 M | 1 1 | INS12407 W INS13457 M | 1 1 | INS13420 W INS13421 A | 1 1 | INS13900 W INS13950 A INS12901 D | 25 25 30 | INS12904 W INS13904 A | 24 24 |

|  | |  | |  | |  | |
|---|-----------|---|-----------|---|-----------|---|-----------|
| Ref. No. | Qty/ pack | Ref. No. | Qty/ pack | Ref. No. | Qty/ pack | Ref. No. | Qty/ pack |
| INS13804 W INS13854 A | 2 2 | INS13805 W | 1 | INS13806 W INS13856 A | 1 1 | INS13807 W INS13857 A | 1 1 |

Plastic trunking, halogen-free, rounded shape

| Type | Colour | Dimensions* A/B/C (mm) | Qty per package | EAN code | Ref. No. |
|------|--------|---------------------------|-----------------|----------|----------|
|------|--------|---------------------------|-----------------|----------|----------|

Installation trunking with one compartment, halogen-free

Installation trunking consisting of a one-compartment trunking base with slightly rounded shape. The trunking base has pre-punched mounting holes every 25th cm and can be provided with cable shelf. The front opening is adapted to direct click-in of 50 mm wiring devices. Intended for direct wall mounting. The trunking base is supplied with protective foil, in lengths of 2.5 m. Halogen-free. Material: PC/ABS.

| | | | | | |
|-------------------------|-------|------------|------|---------------|-----------------|
| 80 with one compartment | White | 80/63/2500 | 10 m | 3606485123080 | INS12100 |
|-------------------------|-------|------------|------|---------------|-----------------|

| | | | | | |
|--------------------------|-------|-------------|------|---------------|-----------------|
| 100 with one compartment | White | 100/63/2500 | 10 m | 3606485123172 | INS12200 |
|--------------------------|-------|-------------|------|---------------|-----------------|

Installation trunking with two compartments, halogen-free

Installation trunking including two-compartment trunking base with slightly rounded shape and removable top cover. The top cover is snap-fitted to the upper compartment and can be easily removed for ergonomic cable laying from above. The trunking base has pre-punched mounting holes every 25th cm and can be provided with cable shelf. The integrated partition wall has pre-punched knock-outs every 25th cm to facilitate cable laying. The front opening is adapted to direct click-in of 50 mm wiring devices. Intended for wall mounting, either direct or on brackets. Trunking base and top cover are supplied unassembled under separate protective foil, in lengths of 2.5 m. Halogen-free. Material: PC/ABS.

| | | | | | |
|---------------------------|-------|-------------|------|---------------|-----------------|
| 120 with two compartments | White | 120/63/2500 | 10 m | 3606485123264 | INS12300 |
|---------------------------|-------|-------------|------|---------------|-----------------|

| | | | | | |
|---------------------------|-------|-------------|------|---------------|-----------------|
| 140 with two compartments | White | 140/63/2500 | 10 m | 3606485123363 | INS12400 |
|---------------------------|-------|-------------|------|---------------|-----------------|

Accessories for halogen-free plastic trunking, rounded shape

Internal corner, fixed

Fixed internal corner for a 90 degree angling of plastic trunking (rounded). Material: PC/ABS.

| | | | | | |
|---------------------|-------|-------------|---|---------------|-----------------|
| Internal corner 80 | White | 85/115/115 | 1 | 3606485123097 | INS12101 |
| Internal corner 100 | White | 105/115/115 | 1 | 3606485123189 | INS12201 |

Internal corner, adjustable

Adjustable internal corner for an 80–100 degree angling of plastic trunking (rounded). Material: PC/ABS.

| | | | | | |
|---------------------|-------|-------------|---|---------------|-----------------|
| Internal corner 120 | White | 129/150/150 | 1 | 3606485123271 | INS12301 |
| Internal corner 140 | White | 149/150/150 | 1 | 3606485123370 | INS12401 |

External corner, fixed

Fixed external corner for a 90 degree angling of plastic trunking (rounded). Material: PC/ABS.

| | | | | | |
|---------------------|-------|-------------|---|---------------|-----------------|
| External corner 80 | White | 85/105/105 | 1 | 3606485123103 | INS12102 |
| External corner 100 | White | 105/115/115 | 1 | 3606485123196 | INS12202 |

External corner, adjustable

Adjustable external corner for a 70–140 degree angling of plastic trunking (rounded). Material: PC/ABS.

| | | | | | |
|---------------------|-------|-------------|---|---------------|-----------------|
| External corner 120 | White | 129/153/153 | 1 | 3606485123288 | INS12302 |
| External corner 140 | White | 149/153/153 | 1 | 3606485123387 | INS12402 |

Bend, 90°, kit

90 degree bend kit for angling upwards and downwards of plastic trunking (rounded). Including bend piece and fixing device to be screw-fitted to the wall. Material: PC/ABS.

| | | | | | |
|----------|-------|------------|---|---------------|-----------------|
| Bend 80 | White | 102/63/102 | 1 | 3606485123110 | INS12103 |
| Bend 100 | White | 122/63/122 | 1 | 3606485123202 | INS12203 |

P103970



P103980



P103973



P103975



P104041



P104060



P104029



P104038



P102827




Accessories for halogen-free plastic trunking, rounded shape

| Type | Colour | Dimensions* A/B/C (mm) | Qty per package | EAN code | Ref. No. |
|--|-----------|---------------------------|--------------------|---------------|-----------------|
| T/L-piece | | | | | |
| Combined T/L-piece. When being used as a T-piece it is intended to connect vertical and horizontal plastic trunking of various sizes, see below. As an L-piece it can be used in corners. Please note that the T/L-piece is only intended for rounded trunking. Material: PC/ABS. | | | | | |
| For vertical trunking 80 and horizontal trunking 100, 120, 140 | White | 52/63/101 | 1 | 3606485123158 | INS12107 |
| For vertical trunking 100 and horizontal trunking 100, 120, 140 | White | 52/63/121 | 1 | 3606485123240 | INS12207 |
| For vertical trunking 120 and horizontal trunking 100, 120, 140 | White | 52/65/125 | 1 | 3606480580734 | INS12307 |
| For vertical trunking 140 and horizontal trunking 100, 120, 140 | White | 52/65/145 | 1 | 3606480580871 | INS12407 |
| Stop end | | | | | |
| Stop end for plastic trunking. Screw-fixing. Material: PC/ABS. | | | | | |
| Stop end 80 | White | 84/30/65 | 2 | 3606485123127 | INS12104 |
| Stop end 100 | White | 104/30/65 | 2 | 3606485123219 | INS12204 |
| Stop end 120 | White | 124/30/65 | 2 | 3606485123295 | INS12304 |
| Stop end 140 | White | 144/30/65 | 2 | 3606485123394 | INS12404 |
| Wall/ceiling frame | | | | | |
| Wall/Ceiling frame to be fitted around a plastic trunking (rounded) at wall or ceiling passage. Snap-fitted, with a screw-fixing option. Material: PC/ABS. | | | | | |
| Wall/Ceiling frame 80 | White | 130/22.5/88 | 1 | 3606485123134 | INS12105 |
| Wall/Ceiling frame 100 | White | 150/22.5/88 | 1 | 3606485123226 | INS12205 |
| Wall frame | | | | | |
| Wall frame to be fitted around a plastic trunking (rounded) at wall passage. The separate back piece is to be used when the trunking is mounted on brackets. Snap-fitted, with a screw-fixing option. Material: PC/ABS. | | | | | |
| Wall frame 120 | White | 170/22.5/113 | 1 | 3606485123301 | INS12305 |
| Wall frame 140 | White | 190/22.5/113 | 1 | 3606485123400 | INS12405 |
| Joint cover piece, kit | | | | | |
| Joint cover piece, supplied and mounted together with two jointing pieces. Intended to cover joints between two plastic trunking sections (rounded). Easy to remove in case of an upgrading of the installation. Material: PC/ABS. | | | | | |
| Joint cover piece 80 | White | 84/65/90 | 1 | 3606485123141 | INS12106 |
| Joint cover piece 100 | White | 104/65/90 | 1 | 3606485123233 | INS12206 |
| Joint cover piece, supplied and mounted together with three jointing pieces. Intended to cover joints between two plastic trunking sections and the removable top cover. Easy to remove in case of an upgrading of the installation. Material: PC/ABS. | | | | | |
| Joint cover piece 120 | White | 124/65/90 | 1 | 3606485123318 | INS12306 |
| Joint cover piece 140 | White | 144/65/90 | 1 | 3606485123417 | INS12406 |
| Front cover | | | | | |
| Front cover to be snap-fitted in trunking with a 50 mm front opening. Supplied with protective foil, in lengths of 2.5 m. Material: PC/ABS. | | | | | |
| Front cover F50 PC/ABS | White | 50/13/2500 | 30 m | 3606485123431 | INS12900 |
| Front cover F50 PC/ABS | Dark grey | 50/13/2500 | 30 m | 3606485123448 | INS12901 |
| Joint cover piece for front cover | | | | | |
| Joint cover piece intended to cover joints between two front covers. Material: PC/ABS. | | | | | |
| Joint cover piece | White | 51/20/25 | 5 | 3606485123455 | INS12902 |

Accessories for halogen-free plastic trunking, rounded shape

| Type | Colour | Dimensions ^a A/B/C (mm) | Qty per package | EAN code | Ref. No. |
|--|------------|---------------------------------------|--------------------|---------------|-----------------|
| Joint cover piece for top cover | | | | | |
| Joint cover piece intended to cover joints between two top covers. Material: PC/ABS. | | | | | |
| Joint cover piece 120/140 | White | 27/65/54 | 1 | 3606485123493 | INS12911 |
| Cable shelf | | | | | |
| Single cable shelf to be mounted in the trunking base, providing separation between power and low voltage cables. Supplied in lengths of 1 m. Material: PC/ABS. | | | | | |
| Cable shelf | White | 17/48/1000 | 24 m | 3606485123462 | INS12904 |
| Jointing piece | | | | | |
| Internal jointing piece intended to facilitate jointing of two trunking bases. May also be used to mount the joint cover piece. Material: PC/ABS. | | | | | |
| Jointing piece | White | 5/30/90 | 10 | 3606485123479 | INS12905 |
| Cable bending protection | | | | | |
| Protection device intended to protect cables, mainly for data and telephone, in corners and bends or at trunking entries, ensuring that the cables will not be below the minimum bending radius. Material: PC/ABS. | | | | | |
| Cable bending protection 120/140 | White | 68/20/68 | 5 | 3606485123325 | INS12310 |
| Spacer for top cover | | | | | |
| Spacer intended to secure the function of the top cover of the two-compartment trunking when mounted under a window-sill. Material: PC/ABS. | | | | | |
| Spacer 120/140 | Green | 10/12/30 | 10 | 3606485123486 | INS12910 |
| Screener for corner | | | | | |
| Screener for EMC protection of data and telephone cables placed in the upper compartment of the two-compartment plastic trunking and passing internal or external corners. Supplied with one screw. Material: Steel. | | | | | |
| Screener 120/140 | — | 1/74/74 | 10 | 3606485123349 | INS12312 |
| Screener for trunking base | | | | | |
| Screener with pre-punched knock-outs for EMC protection of data and telephone cables placed in the upper compartment of the two-compartment plastic trunking. Supplied with one screw. Material: Steel. | | | | | |
| Screener 120/140 | — | 7/57/1030 | 10 | 3606485123332 | INS12311 |
| Cable retainer | | | | | |
| Cable retainer to be mounted at the back of the trunking base to keep cables in place during the installation phase. No need to remove the retainer when fitting the front cover. Package of five. Material: PA. | | | | | |
| Cable retainer | Green | 32/42/25 | 5 | 3606480028403 | ISM10901 |
| OSI connector | | | | | |
| OSI connector with push-in or screw type terminal block, 3-pole, for use together with cables 3 x 1.5 mm ² or 3 x 2.5 mm ² . With the OSI connector, the OptiLine system can be used together with regular installation cables, i.e. it allows installation without or in conjunction with quick-connect cables. Material: PA. | | | | | |
| OSI connector, push-in With grey inner cover | Light grey | 16/40/82 | 10 | 3606480580994 | INS60050 |
| OSI connector, screw With white inner cover | Light grey | 16/40/82 | 10 | 3606480581007 | INS60051 |
| Socket outlet kit | | | | | |
| Double socket outlet kit including outlet, side-earthed, with label window and label and OSI connector with push-in terminal block, 3-pole. Allows the use of regular installation cables 3 x 1.5 mm ² or 3 x 2.5 mm ² . Material: PA, PC/ABS. | | | | | |
| Socket outlet kit | White | 50/56/120 | 1 | 3606480581014 | INS62100 |
| Socket outlet kit | Dark grey | 50/56/120 | 1 | 3606480581021 | INS62101 |
| Insulation strips | | | | | |
| Sound insulation strip to be used for sound absorbing up to 53 dB when a trunking passes through a wall. Supplied in a set of four for up to four compartments. Material: Foam plastic. | | | | | |
| TTI-T3045 | Black | 30/45/350 | 1 | 7315885590410 | 5590410 |
| TTI-T5070 | Black | 50/70/350 | 1 | 7315880011828 | 5590414 |

Plastic trunking, halogen-free, rectangular shape

| Type | Colour | Dimensions* A/B/C (mm) | Qty per package | EAN code | Ref. No. |
|--|---------------------------|---------------------------|-----------------|----------|-------------------------------|
| Installation trunking with one compartment, halogen-free | | | | | |
| Installation trunking consisting of a one-compartment trunking base with rectangular shape. The trunking base has pre-punched mounting holes every 25th cm and can be provided with cable shelf. The front opening is adapted to direct click-in of 50 mm wiring devices. The trunking base can also be used as a feeder trunking for all OptiLine 50 trunking. Intended for direct wall mounting. The trunking base is supplied with protective foil, in lengths of 2.5 m. Halogen-free. Material: PC/ABS. | | | | | |
| P140108  | 120C with one compartment | White | 120/65/2500 | 10 m | 3606480580741 INS12320 |

Accessories for halogen-free plastic trunking, rectangular shape

| | | | | | |
|---|---------------------------|-----------|--------------|------|-------------------------------|
| Internal corner, fixed | | | | | |
| Fixed internal corner for a 90 degree angling of plastic trunking (rectangular). Material: PC/ABS. | | | | | |
| P140109  | Internal corner 120C | White | 120/200/200 | 1 | 3606480580758 INS12321 |
| External corner kit, fixed | | | | | |
| Fixed external corner kit for a 90 degree angling of plastic trunking (rectangular). Including front cover for corner piece. Material: PC/ABS. | | | | | |
| P140110  | External corner kit 120C | White | 120/200/200 | 1 | 3606480580765 INS12322 |
| Bend, 90° | | | | | |
| 90 degree bend for angling upwards and downwards of plastic trunking (rectangular). Material: PC/ABS. | | | | | |
| P140111  | Bend 120C | White | 200/65/200 | 1 | 3606480580772 INS12323 |
| T-piece | | | | | |
| T-piece intended to connect vertical and horizontal plastic trunking (rectangular). Material: PC/ABS. | | | | | |
| P140115  | T-piece 120C | White | 280/65/200 | 1 | 3606480580819 INS12327 |
| Stop end | | | | | |
| Stop end for plastic trunking (rectangular). Screw-fixing. Material: PC/ABS. | | | | | |
| P140112  | Stop end 120C | White | 124/30/67 | 2 | 3606480580789 INS12324 |
| Wall frame | | | | | |
| Wall frame to be fitted around a plastic trunking (rectangular) at wall passage. The separate back piece is to be used when the trunking is mounted on brackets. Snap-fitted, with a screw-fixing option. Material: PC/ABS. | | | | | |
| P140113  | Wall frame 120C | White | 170/115/22.5 | 1 | 3606480580796 INS12325 |
| Joint cover piece, kit | | | | | |
| Joint cover piece, supplied and mounted together with two jointing pieces. Intended to cover joints between two plastic trunking sections (rectangular). Easy to remove in case of an upgrading of the installation. Material: PC/ABS. | | | | | |
| P140114  | Joint cover piece 120C | White | 125/67/90 | 1 | 3606480580802 INS12326 |
| Front cover | | | | | |
| Front cover to be snap-fitted in trunking with a 50 mm front opening. Supplied with protective foil, in lengths of 2.5 m. Material: PC/ABS. | | | | | |
| P103977  | Front cover F50 PC/ABS | White | 50/13/2500 | 30 m | 3606485123431 INS12900 |
| P108223  | Front cover F50 PC/ABS | Dark grey | 50/13/2500 | 30 m | 3606485123448 INS12901 |
| Joint cover piece for front cover | | | | | |
| Joint cover piece intended to cover joints between two front covers. Material: PC/ABS. | | | | | |
| P110471  | Joint cover piece | White | 51/20/25 | 5 | 3606485123455 INS12902 |
| Cable shelf | | | | | |
| Single cable shelf to be mounted in the trunking base, providing separation between power and low voltage cables. Supplied in lengths of 1 m. Material: PC/ABS. | | | | | |
| P85788  | Cable shelf | White | 17/48/1000 | 24 m | 3606485123462 INS12904 |

Accessories for halogen-free plastic trunking, rectangular shape

| Type | Colour | Dimensions* A/B/C (mm) | Qty per package | EAN code | Ref. No. |
|---|-------------|---------------------------|-----------------|---------------|------------------|
| Joining piece | | | | | |
| Internal joining piece intended to facilitate jointing of two trunking bases. May also be used to mount the joint cover piece. Material: PC/ABS. | | | | | |
| P103979  | White | 5/30/90 | 10 | 3606485123479 | INS12905 |
| Sealing strip | | | | | |
| Sealing strip to be fitted between trunking and floor for a 10-15 mm coverage. Material: PVC. | | | | | |
| P85791  | Polar white | 17/40/2000 | 24 m | 3606480681943 | ISM10905P |
| Cable bending protection | | | | | |
| Protection device intended to protect cables, mainly for data and telephone, in corners and bends or at trunking entries, ensuring that the cables will not be below the minimum bending radius. Material: PC/ABS. | | | | | |
| P108864  | White | 68/20/68 | 5 | 3606485123325 | INS12310 |
| Cable retainer | | | | | |
| Cable retainer to be mounted at the back of the trunking base to keep cables in place during the installation phase. No need to remove the retainer when fitting the front cover. Package of five. Material: PA. | | | | | |
| P85787  | Green | 32/42/25 | 5 | 3606480028403 | ISM10901 |
| OSI connector | | | | | |
| OSI connector with push-in or screw type terminal block, 3-pole, for use together with cables 3 x 1.5 mm ² or 3 x 2.5 mm ² . With the OSI connector, the OptiLine system can be used together with regular installation cables, i.e. it allows installation without or in conjunction with quick-connect cables. Material: PA. | | | | | |
| P140131  | Light grey | 16/40/82 | 10 | 3606480580994 | INS60050 |
| P140132  | Light grey | 16/40/82 | 10 | 3606480581007 | INS60051 |
| Socket outlet kit | | | | | |
| Double socket outlet kit including outlet, side-earthed, with label window and label and OSI connector with push-in terminal block, 3-pole. Allows the use of regular installation cables 3 x 1.5 mm ² or 3 x 2.5 mm ² . Material: PA, PC/ABS. | | | | | |
| P140133  | White | 50/56/120 | 1 | 3606480581014 | INS62100 |
| P140134  | Dark grey | 50/56/120 | 1 | 3606480581021 | INS62101 |
| Insulation strips | | | | | |
| Sound insulation strip to be used for sound absorbing up to 53 dB when a trunking passes through a wall. Supplied in a set of four for up to four compartments. Material: Foam plastic. | | | | | |
| P61537  | Black | 30/45/350 | 1 | 7315885590410 | 5590410 |
| | Black | 50/70/350 | 1 | 7315880011828 | 5590414 |

Plastic trunking, PVC, rounded shape

| Type | Colour | Dimensions* A/B/C (mm) | Qty per package | EAN code | Ref. No. |
|------|--------|---------------------------|-----------------|----------|----------|
|------|--------|---------------------------|-----------------|----------|----------|

Installation trunking with one compartment, PVC

Installation trunking consisting of a one-compartment trunking base with slightly rounded shape. The trunking base has pre-punched mounting holes every 25th cm and can be provided with cable shelf. The front opening is adapted to direct click-in of 50 mm wiring devices. Intended for direct wall mounting. The trunking base is supplied with protective foil, in lengths of 2.5 m. Material: PVC.



| | | | | | |
|-------------------------|-------|------------|------|---------------|-----------------|
| 80 with one compartment | White | 80/63/2500 | 10 m | 3606485123165 | INS12150 |
|-------------------------|-------|------------|------|---------------|-----------------|



| | | | | | |
|--------------------------|-------|-------------|------|---------------|-----------------|
| 100 with one compartment | White | 100/63/2500 | 10 m | 3606485123257 | INS12250 |
|--------------------------|-------|-------------|------|---------------|-----------------|

Installation trunking with two compartments, PVC

Installation trunking including two-compartment trunking base with slightly rounded shape and removable top cover. The top cover is snap-fitted to the upper compartment and can be easily removed for ergonomic cable laying from above. The trunking base has pre-punched mounting holes every 25th cm and can be provided with cable shelf. The integrated partition wall has pre-punched knock-outs every 25th cm to facilitate cable laying. The front opening is adapted to direct click-in of 50 mm wiring devices. Intended for wall mounting, either direct or on brackets. Trunking base and top cover are supplied unassembled under separate protective foil, in lengths of 2.5 m. Material: PVC.



| | | | | | |
|---------------------------|-------|-------------|------|---------------|-----------------|
| 120 with two compartments | White | 120/63/2500 | 10 m | 3606485123356 | INS12350 |
|---------------------------|-------|-------------|------|---------------|-----------------|



| | | | | | |
|---------------------------|-------|-------------|------|---------------|-----------------|
| 140 with two compartments | White | 140/63/2500 | 10 m | 3606485123424 | INS12450 |
|---------------------------|-------|-------------|------|---------------|-----------------|

Accessories for PVC plastic trunking, rounded shape

Internal corner, fixed

Fixed internal corner for a 90 degree angling of plastic trunking (rounded).
Material: PC/ABS.



| | | | | | |
|---------------------|-------|-------------|---|---------------|-----------------|
| Internal corner 80 | White | 85/115/115 | 1 | 3606485123097 | INS12101 |
| Internal corner 100 | White | 105/115/115 | 1 | 3606485123189 | INS12201 |

Internal corner, adjustable

Adjustable internal corner for an 80–100 degree angling of plastic trunking (rounded).
Material: PC/ABS.



| | | | | | |
|---------------------|-------|-------------|---|---------------|-----------------|
| Internal corner 120 | White | 129/150/150 | 1 | 3606485123271 | INS12301 |
| Internal corner 140 | White | 149/150/150 | 1 | 3606485123370 | INS12401 |

External corner, fixed

Fixed external corner for a 90 degree angling of plastic trunking (rounded).
Material: PC/ABS.



| | | | | | |
|---------------------|-------|-------------|---|---------------|-----------------|
| External corner 80 | White | 85/105/105 | 1 | 3606485123103 | INS12102 |
| External corner 100 | White | 105/115/115 | 1 | 3606485123196 | INS12202 |

External corner, adjustable

Adjustable external corner for a 70–140 degree angling of plastic trunking (rounded).
Material: PC/ABS.



| | | | | | |
|---------------------|-------|-------------|---|---------------|-----------------|
| External corner 120 | White | 129/153/153 | 1 | 3606485123288 | INS12302 |
| External corner 140 | White | 149/153/153 | 1 | 3606485123387 | INS12402 |

Bend, 90°, kit

90 degree bend kit for angling upwards and downwards of plastic trunking (rounded). Including bend piece and fixing device to be screw-fitted to the wall.
Material: PC/ABS.












| | | | | | |
|----------|-------|------------|---|---------------|-----------------|
| Bend 80 | White | 102/63/102 | 1 | 3606485123110 | INS12103 |
| Bend 100 | White | 122/63/122 | 1 | 3606485123202 | INS12203 |

Accessories for PVC plastic trunking, rounded shape

| Type | Colour | Dimensions ^a A/B/C (mm) | Qty per package | EAN code | Ref. No. |
|--|--------|---------------------------------------|-----------------|---------------|-----------------|
| T/L-piece | | | | | |
| Combined T/L-piece. When being used as a T-piece it is intended to connect vertical and horizontal plastic trunking of various sizes, see below. As an L-piece it can be used in corners. Please note that the T/L-piece is only intended for rounded trunking. Material: PC/ABS. | | | | | |
| For vertical trunking 80 and horizontal trunking 100, 120, 140 | White | 52/63/101 | 1 | 3606485123158 | INS12107 |
| For vertical trunking 100 and horizontal trunking 100, 120, 140 | White | 52/63/121 | 1 | 3606485123240 | INS12207 |
| For vertical trunking 120 and horizontal trunking 100, 120, 140 | White | 52/65/125 | 1 | 3606480580734 | INS12307 |
| For vertical trunking 140 and horizontal trunking 100, 120, 140 | White | 52/65/145 | 1 | 3606480580871 | INS12407 |
| Stop end | | | | | |
| Stop end for plastic trunking. Screw-fixing. Material: PC/ABS. | | | | | |
| Stop end 80 | White | 84/30/65 | 2 | 3606485123127 | INS12104 |
| Stop end 100 | White | 104/30/65 | 2 | 3606485123219 | INS12204 |
| Stop end 120 | White | 124/30/65 | 2 | 3606485123295 | INS12304 |
| Stop end 140 | White | 144/30/65 | 2 | 3606485123394 | INS12404 |
| Wall/ceiling frame | | | | | |
| Wall/Ceiling frame to be fitted around a plastic trunking (rounded) at wall or ceiling passage. Snap-fitted, with a screw-fixing option. Material: PC/ABS. | | | | | |
| Wall/Ceiling frame 80 | White | 130/22.5/88 | 1 | 3606485123134 | INS12105 |
| Wall/Ceiling frame 100 | White | 150/22.5/88 | 1 | 3606485123226 | INS12205 |
| Wall frame | | | | | |
| Wall frame to be fitted around a plastic trunking (rounded) at wall passage. The separate back piece is to be used when the trunking is mounted on brackets. Snap-fitted, with a screw-fixing option. Material: PC/ABS. | | | | | |
| Wall frame 120 | White | 170/22.5/113 | 1 | 3606485123301 | INS12305 |
| Wall frame 140 | White | 190/22.5/113 | 1 | 3606485123400 | INS12405 |
| Joint cover piece, kit | | | | | |
| Joint cover piece, supplied and mounted together with two jointing pieces. Intended to cover joints between two plastic trunking sections (rounded). Easy to remove in case of an upgrading of the installation. Material: PC/ABS. | | | | | |
| Joint cover piece 80 | White | 84/65/90 | 1 | 3606485123141 | INS12106 |
| Joint cover piece 100 | White | 104/65/90 | 1 | 3606485123233 | INS12206 |
| Joint cover piece, supplied and mounted together with three jointing pieces. Intended to cover joints between two plastic trunking sections and the removable top cover. Easy to remove in case of an upgrading of the installation. Material: PC/ABS. | | | | | |
| Joint cover piece 120 | White | 124/65/90 | 1 | 3606485123318 | INS12306 |
| Joint cover piece 140 | White | 144/65/90 | 1 | 3606485123417 | INS12406 |
| Front cover | | | | | |
| Front cover to be snap-fitted in trunking with a 50 mm front opening. Supplied with protective foil, in lengths of 2.5 m. Material: PVC. | | | | | |
| Front cover F50 | White | 50/13/2500 | 30 m | 3606485123509 | INS12950 |
| Cable shelf | | | | | |
| Single cable shelf to be mounted in the trunking base, providing separation between power and low voltage cables. Supplied in lengths of 1 m. Material: PVC. | | | | | |
| Cable shelf | White | 17/47/1000 | 24 m | 3606480028410 | ISM10902 |

Accessories for PVC plastic trunking, rounded shape

| Type | Colour | Dimensions* A/B/C (mm) | Qty per package | EAN code | Ref. No. |
|---|------------|---------------------------|-----------------|---------------|-----------------|
| Spacer for top cover | | | | | |
| Spacer intended to secure the function of the top cover of the two-compartment trunking when mounted under a window-sill. Material: PC/ABS. | | | | | |
| P101500  | Green | 10/12/30 | 10 | 3606485123486 | INS12910 |
| Screener for corner | | | | | |
| Screener for EMC protection of data and telephone cables placed in the upper compartment of the two-compartment plastic trunking and passing internal or external corners. Supplied with one screw. Material: Steel. | | | | | |
| P110099  | — | 1/74/74 | 10 | 3606485123349 | INS12312 |
| Screener for trunking base | | | | | |
| Screener with pre-punched knock-outs for EMC protection of data and telephone cables placed in the upper compartment of the two-compartment plastic trunking. Supplied with one screw. Material: Steel. | | | | | |
| P110372  | — | 7/57/1030 | 10 | 3606485123332 | INS12311 |
| Cable retainer | | | | | |
| Cable retainer to be mounted at the back of the trunking base to keep cables in place during the installation phase. No need to remove the retainer when fitting the front cover. Package of five. Material: PA. | | | | | |
| P85787  | Green | 32/42/25 | 5 | 3606480028403 | ISM10901 |
| OSI connector | | | | | |
| OSI connector with push-in or screw type terminal block, 3-pole, for use together with cables 3 x 1.5 mm ² or 3 x 2.5 mm ² . With the OSI connector, the OptiLine system can be used together with regular installation cables, i.e. it allows installation without or in conjunction with quick-connect cables. Material: PA. | | | | | |
| P140131  | Light grey | 16/40/82 | 10 | 3606480580994 | INS60050 |
| P140132  | Light grey | 16/40/82 | 10 | 3606480581007 | INS60051 |
| Socket outlet kit | | | | | |
| Double socket outlet kit including outlet, side-earthed, with label window and label and OSI connector with push-in terminal block, 3-pole. Allows the use of regular installation cables 3 x 1.5 mm ² or 3 x 2.5 mm ² . Material: PA, PC/ABS. | | | | | |
| P140133  | White | 50/56/120 | 1 | 3606480581014 | INS62100 |
| P140134  | Dark grey | 50/56/120 | 1 | 3606480581021 | INS62101 |
| Insulation strips | | | | | |
| Sound insulation strip to be used for sound absorbing up to 53 dB when a trunking passes through a wall. Supplied in a set of four for up to four compartments. Material: Foam plastic. | | | | | |
| P86537  | Black | 30/45/350 | 1 | 7315885590410 | 5590410 |
| | Black | 50/70/350 | 1 | 7315880011828 | 5590414 |

Plastic trunking, PVC, rectangular shape

| Type | Colour | Dimensions* A/B/C (mm) | Qty per package | EAN code | Ref. No. |
|------|--------|---------------------------|-----------------|----------|----------|
|------|--------|---------------------------|-----------------|----------|----------|

Installation trunking with one compartment, PVC

Installation trunking consisting of a one-compartment trunking base with rectangular shape. The trunking base has pre-punched mounting holes every 25th cm and can be provided with cable shelf. The front opening is adapted to direct click-in of 50 mm wiring devices. The trunking base can also be used as a feeder trunking for all OptiLine 50 trunking. Intended for direct wall mounting. The trunking base is supplied with protective foil, in lengths of 2.5 m.
Material: PVC.



| | | | | | |
|---------------------------|-------|-------------|------|---------------|-----------------|
| 120C with one compartment | White | 120/65/2500 | 10 m | 3606480580826 | INS12360 |
|---------------------------|-------|-------------|------|---------------|-----------------|

Accessories for PVC plastic trunking, rectangular shape

Internal corner, fixed

Fixed internal corner for a 90 degree angling of plastic trunking (rectangular).
Material: PVC.



| | | | | | |
|----------------------|-------|-------------|---|---------------|-----------------|
| Internal corner 120C | White | 120/200/200 | 1 | 3606480580833 | INS12361 |
|----------------------|-------|-------------|---|---------------|-----------------|

External corner kit, fixed

Fixed external corner kit for a 90 degree angling of plastic trunking (rectangular). Including front cover for corner piece.
Material: PVC.



| | | | | | |
|--------------------------|-------|-------------|---|---------------|-----------------|
| External corner kit 120C | White | 120/200/200 | 1 | 3606480580840 | INS12362 |
|--------------------------|-------|-------------|---|---------------|-----------------|

Bend, 90°

90 degree bend for angling upwards and downwards of plastic trunking (rectangular).
Material: PVC.



| | | | | | |
|-----------|-------|------------|---|---------------|-----------------|
| Bend 120C | White | 200/65/200 | 1 | 3606480580857 | INS12363 |
|-----------|-------|------------|---|---------------|-----------------|

T-piece

T-piece intended to connect vertical and horizontal plastic trunking (rectangular).
Material: PVC.



| | | | | | |
|--------------|-------|------------|---|---------------|-----------------|
| T-piece 120C | White | 280/65/200 | 1 | 3606480580864 | INS12367 |
|--------------|-------|------------|---|---------------|-----------------|

Stop end

Stop end for plastic trunking (rectangular). Screw-fixing.
Material: PC/ABS.



| | | | | | |
|---------------|-------|-----------|---|---------------|-----------------|
| Stop end 120C | White | 124/30/67 | 2 | 3606480580789 | INS12324 |
|---------------|-------|-----------|---|---------------|-----------------|

Wall frame

Wall frame to be fitted around a plastic trunking (rectangular) at wall passage. The separate back piece is to be used when the trunking is mounted on brackets. Snap-fitted, with a screw-fixing option.
Material: PC/ABS.



| | | | | | |
|-----------------|-------|--------------|---|---------------|-----------------|
| Wall frame 120C | White | 170/115/22.5 | 1 | 3606480580796 | INS12325 |
|-----------------|-------|--------------|---|---------------|-----------------|

Front cover

Front cover to be snap-fitted in trunking with a 50 mm front opening. Supplied with protective foil, in lengths of 2.5 m.
Material: PVC.



| | | | | | |
|-----------------|-------|------------|------|---------------|-----------------|
| Front cover F50 | White | 50/13/2500 | 30 m | 3606485123509 | INS12950 |
|-----------------|-------|------------|------|---------------|-----------------|

Joint cover piece for front cover

Joint cover piece intended to cover joints between two front covers.
Material: PC/ABS.



| | | | | | |
|-------------------|-------|----------|---|---------------|-----------------|
| Joint cover piece | White | 51/20/25 | 5 | 3606485123455 | INS12902 |
|-------------------|-------|----------|---|---------------|-----------------|

Cable shelf

Single cable shelf to be mounted in the trunking base, providing separation between power and low voltage cables. Supplied in lengths of 1 m.
Material: PVC.



| | | | | | |
|-------------|-------|------------|------|---------------|-----------------|
| Cable shelf | White | 17/47/1000 | 24 m | 3606480028410 | ISM10902 |
|-------------|-------|------------|------|---------------|-----------------|






Jointing piece

Internal jointing piece intended to facilitate jointing of two trunking bases. May also be used to mount the joint cover piece.
Material: PC/ABS.



| | | | | | |
|----------------|-------|---------|----|---------------|-----------------|
| Jointing piece | White | 5/30/90 | 10 | 3606485123479 | INS12905 |
|----------------|-------|---------|----|---------------|-----------------|












Accessories for PVC plastic trunking, rectangular shape

| Type | Colour | Dimensions* A/B/C (mm) | Qty per package | EAN code | Ref. No. |
|---|--------------------------------------|---------------------------|-----------------|---------------|------------------|
| Sealing strip | | | | | |
| Sealing strip to be fitted between trunking and floor for a 10-15 mm coverage. Material: PVC. | | | | | |
| P85791  | Polar white | 17/40/2000 | 24 m | 3606480681943 | ISM10905P |
| Cable bending protection | | | | | |
| Protection device intended to protect cables, mainly for data and telephone, in corners and bends or at trunking entries, ensuring that the cables will not be below the minimum bending radius. Material: PC/ABS. | | | | | |
| P108864  | White | 68/20/68 | 5 | 3606485123325 | INS12310 |
| Cable retainer | | | | | |
| Cable retainer to be mounted at the back of the trunking base to keep cables in place during the installation phase. No need to remove the retainer when fitting the front cover. Package of five. Material: PA. | | | | | |
| P86797  | Green | 32/42/25 | 5 | 3606480028403 | ISM10901 |
| OSI connector | | | | | |
| OSI connector with push-in or screw type terminal block, 3-pole, for use together with cables 3 x 1.5 mm ² or 3 x 2.5 mm ² . With the OSI connector, the OptiLine system can be used together with regular installation cables, i.e. it allows installation without or in conjunction with quick-connect cables. Material: PA. | | | | | |
| P140131  | Light grey With grey inner cover | 16/40/82 | 10 | 3606480580994 | INS60050 |
| P140132  | Light grey With white inner cover | 16/40/82 | 10 | 3606480581007 | INS60051 |
| Socket outlet kit | | | | | |
| Double socket outlet kit including outlet, side-earthed, with label window and label and OSI connector with push-in terminal block, 3-pole. Allows the use of regular installation cables 3 x 1.5 mm ² or 3 x 2.5 mm ² . Material: PA, PC/ABS. | | | | | |
| P140133  | White | 50/56/120 | 1 | 3606480581014 | INS62100 |
| P140134  | Dark grey | 50/56/120 | 1 | 3606480581021 | INS62101 |
| Insulation strips | | | | | |
| Sound insulation strip to be used for sound absorbing up to 53 dB when a trunking passes through a wall. Supplied in a set of four for up to four compartments. Material: Foam plastic. | | | | | |
| P81537  | Black | 30/45/350 | 1 | 7315885590410 | 5590410 |
| | Black | 50/70/350 | 1 | 7315880011828 | 5590414 |














Steel trunking

| Type | Colour | Dimensions* A/B/C (mm) | Qty per package | EAN code | Ref. No. |
|--|--------|---------------------------|-----------------|---------------|----------|
| Installation trunking with one compartment | | | | | |
| Installation trunking consisting of a one-compartment trunking base with rectangular shape. The trunking base has pre-punched mounting holes every 25th cm and can be provided with a self-earthing cable shelf. The front opening is adapted to direct click-in of 50 mm wiring devices. Intended for direct wall mounting or on brackets. With integrated mounting features for uneven walls. The trunking base can also be used as a feeder trunking. The trunking base is supplied with protective foil, in lengths of 3 m. Material thickness 0.8 mm. Material: Zinc coated sheet steel, powder coated white. | | | | | |
| 120C with one compartment | White | 120/65/3000 | 3 m | 3606480580901 | INS14300 |

Accessories for steel trunking

| | | | | | | | | |
|---------|---|---|----------------------------|-------|-------------|-----|---------------|------------|
| P140118 |  | Internal corner, fixed Fixed internal corner for a 90 degree angling of steel trunking. Material: Zinc coated sheet steel, powder coated white. | Internal corner 120C | White | 120/200/250 | 1 | 3606480580918 | INS14301 |
| P140125 |  | Internal corner, adjustable Adjustable internal corner to be used to fit together two steel trunking bases that form a certain angle. Material: Zinc coated sheet steel, powder coated white. | Internal corner 120C, adj. | White | 115/65/122 | 1 | 3606480580963 | INS14311 |
| P140119 |  | External corner, fixed Fixed external corner kit for a 90 degree angling of steel trunking. Including front cover for corner piece. Material: Zinc coated sheet steel, powder coated white. | External corner kit 120C | White | 120/200/250 | 1 | 3606480580925 | INS14302 |
| P140124 |  | Universal corner Universal corner. Can be used both as internal and external corner. Material: Zinc coated sheet steel, powder coated white. | Universal corner 120C | White | 145/145/120 | 1 | 3606480580956 | INS14310 |
| P140120 |  | Bend, 90° 90 degree bend for angling upwards and downwards of steel trunking. Material: Zinc coated sheet steel, powder coated white. | Bend 120C | White | 250/65/250 | 1 | 3606480580932 | INS14303 |
| P140123 |  | T-piece T-piece intended to connect vertical and horizontal steel trunking. Material: Zinc coated sheet steel, powder coated white. | T-piece 120C | White | 400/65/180 | 1 | 3606480580949 | INS14307 |
| P140126 |  | Universal T-piece Universal T-piece suitable for horizontal trunking 120C and vertical trunking 120C when used as a feeder. Material: Zinc coated sheet steel, powder coated white. | Universal T-piece 120C | White | 120/15/53 | 1 | 3606480580970 | INS14312 |
| P140121 |  | Stop end Stop end intended to cover the ends of the trunking base. Material: Zinc coated sheet steel, powder coated white. | Stop end 120C | White | 120/65/10 | 1 | 7315880080558 | INS5551803 |
| P140122 |  | Joint cover piece Joint cover piece, intended to cover joints between steel trunking sections. Material: Zinc coated sheet steel, powder coated white. | TTS-US120C | White | 120/65/30 | 1 | 7315880080572 | 5595 223 |
| P140117 |  | Front cover Front cover to be snap-fitted in steel trunking with a 50 mm front opening. Provided with earthing slots. Supplied with protective foil, in lengths of 1.5 m. Material: Zinc coated sheet steel, powder coated white. | Front cover F50 | White | 50/13/1500 | 3 m | 3606480580987 | INS14900 |
| P81537 |  | Insulation strips Sound insulation strip to be used for sound absorbing up to 53 dB when a trunking passes through a wall. Supplied in a set of four for up to four compartments. Material: Foam plastic. | TTI-T3045 | Black | 30/45/350 | 1 | 7315885590410 | 5590410 |
| | | | TTI-T5070 | Black | 50/70/350 | 1 | 7315880011828 | 5590414 |

Accessories for steel trunking

| Type | Colour | Dimensions* A/B/C (mm) | Qty per package | EAN code | Ref. No. |
|--|--------------|---------------------------|-----------------|--------------------------------|------------------------------------|
| Wall brackets | | | | | |
| Adjustable wall bracket for mounting of trunking at a distance from the wall. Adjustability, see below. Material: Steel, unpainted. | | | | | |
| P140141  | – | 162/126/50 | 1 | 3606480618659 | INS10970 |
| P140142  | – | 162/126/70 | 1 | 3606480618666 | INS10971 |
| P140143  | – | 162/126/110 | 1 | 3606480618673 | INS10972 |
| Cable shelf | | | | | |
| Single cable shelf to be mounted in the trunking base, providing separation between power and low voltage cables. Material: Zinc coated sheet steel, unpainted. | | | | | |
| P140140  | – | 55/20/1500 | 10 | 3606480605710 | INS10960 |
| Cable bending protection | | | | | |
| Protection device intended to protect cables, mainly for data and telephone, in corners and bends or at trunking entries, ensuring that the cables will not be below the minimum bending radius. Material: PC/ABS. | | | | | |
| P109864  | White | 68/20/68 | 5 | 3606485123325 | INS12310 |
| Joining piece | | | | | |
| Joining piece intended to joint trunking base parts together and connect them to earth. Provided with punched earthing clips. From the Stago range. Material: Stainless steel. | | | | | |
| P140735  | — | 8/65/60 | 20 | 7315880080640 | INS5596240 |
| Earthing clamp | | | | | |
| Earthing clamp for 50 mm front cover intended for bonding the front cover to earth. Material: Stainless steel. | | | | | |
| P140139  | – | 5/16/48 | 10 | 3606480580727 | INS10956 |
| Earthing kit | | | | | |
| Kit including earth wire with flat pin connectors and earthing clamps. To be used to connect the front cover to the base profile or the base profile to another base profile. For aluminium trunking. | | | | | |
| P85796  | Yellow/green | L = 200 L = 300 | 10 10 | 3606480028519 3606480028526 | ISM10953 ISM10954 |
| Bottom cable shelf | | | | | |
| Cable shelf to divide the bottom compartment of the trunking. From the Stago range. Material: Zinc coated sheet steel, unpainted. | | | | | |
| P141197  | — | 61/22/1500 | 10 | 8712186018145 | INS19034200 |
| OSI connector | | | | | |
| OSI connector with push-in or screw type terminal block, 3-pole, for use together with cables 3 x 1.5 mm ² or 3 x 2.5 mm ² . With the OSI connector, the OptiLine system can be used together with regular installation cables, i.e. it allows installation without or in conjunction with quick-connect cables. Material: PA. | | | | | |
| P140131  | Light grey | 16/40/82 | 10 | 3606480580994 | INS60050 |
| P140132  | Light grey | 16/40/82 | 10 | 3606480581007 | INS60051 |
| Socket outlet kit | | | | | |
| Double socket outlet kit including outlet, side-earthed, with label window and label and OSI connector with push-in terminal block, 3-pole. Allows the use of regular installation cables 3 x 1.5 mm ² or 3 x 2.5 mm ² . Material: PA, PC/ABS. | | | | | |
| P140133  | White | 50/56/120 | 1 | 3606480581014 | INS62100 |
| P140134  | Dark grey | 50/56/120 | 1 | 3606480581021 | INS62101 |

Aluminium trunking

| Type | Colour | Dimensions* A/B/C (mm) | Qty per package | EAN code | Ref. No. |
|------|--------|---------------------------|-----------------|----------|----------|
|------|--------|---------------------------|-----------------|----------|----------|

Installation trunking with one compartment

Installation trunking consisting of a one-compartment trunking base. The trunking base has pre-punched mounting holes every 25th cm and can be provided with a cable shelf. The front opening is adapted to direct click-in of 50 mm wiring devices. Intended for direct wall mounting. The trunking base is supplied with protective foil, in lengths of 2.5 m.

Material: Aluminium, natural anodized or powder coated white.



| | | | | | | |
|---------|-------------------------|----------------|------------|------|---------------|-----------------|
| P103982 | 80 with one compartment | White Anodized | 80/63/2500 | 10 m | 3606485123516 | INS13100 |
| | | | | | 3606485123523 | INS13150 |



| | | | | | | |
|---------|--------------------------|----------------|-------------|------|---------------|-----------------|
| P111541 | 100 with one compartment | White Anodized | 100/63/2500 | 10 m | 3606485123592 | INS13200 |
| | | | | | 3606485123608 | INS13250 |

Installation trunking with two compartments

Installation trunking including two-compartment trunking base and removable top cover. The top cover is snap-fitted to the upper compartment and can be easily removed for ergonomic cable laying from above. The trunking base has pre-punched mounting holes every 25th cm and can be provided with cable shelf. The integrated partition wall has pre-punched slots every 25th cm to facilitate cable laying. The front opening is adapted to direct click-in of 50 mm wiring devices. Intended for wall mounting, either direct or on brackets. Trunking base and top cover are supplied unassembled under separate protective foil, in lengths of 2.5 m.

Material: Aluminium, natural anodized or powder coated white.



| | | | | | | |
|---------|---------------------------|----------------|-------------|------|---------------|-----------------|
| P103966 | 120 with two compartments | White Anodized | 120/63/2500 | 10 m | 3606485123677 | INS13300 |
| | | | | | 3606485123707 | INS13350 |



| | | | | | | |
|---------|---------------------------|----------------|-------------|------|---------------|-----------------|
| P111540 | 140 with two compartments | White Anodized | 140/63/2500 | 10 m | 3606485123752 | INS13400 |
| | | | | | 3606485123783 | INS13450 |

Accessories for aluminium trunking

Internal corner, fixed

Fixed internal corner for a 90 degree angling of aluminium trunking. Material: PC/ABS.



| | | | | | | |
|--------------------|---------------------|-----------------------|-------------|---|---------------|-----------------|
| P104041 P104042 | Internal corner 80 | White Alu metallic | 85/115/115 | 1 | 3606485123097 | INS12101 |
| | | | | | 3606485123530 | INS13151 |
| | Internal corner 100 | White Alu metallic | 105/115/115 | 1 | 3606485123189 | INS12201 |
| | | | | | 3606485123615 | INS13251 |

Internal corner, adjustable

Adjustable internal corner for an 80–100 degree angling of aluminium trunking. Material: PC/ABS.



| | | | | | | |
|--------------------|---------------------|-----------------------|-------------|---|---------------|-----------------|
| P104060 P101502 | Internal corner 120 | White Alu metallic | 129/150/150 | 1 | 3606485123271 | INS12301 |
| | | | | | 3606485123714 | INS13351 |
| | Internal corner 140 | White Alu metallic | 149/150/150 | 1 | 3606485123370 | INS12401 |
| | | | | | 3606485123790 | INS13451 |

External corner, fixed

Fixed external corner for a 90 degree angling of aluminium trunking. Material: PC/ABS.



| | | | | | | |
|--------------------|---------------------|-----------------------|-------------|---|---------------|-----------------|
| P104029 P104030 | External corner 80 | White Alu metallic | 85/105/105 | 1 | 3606485123103 | INS12102 |
| | | | | | 3606485123547 | INS13152 |
| | External corner 100 | White Alu metallic | 105/115/115 | 1 | 3606485123196 | INS12202 |
| | | | | | 3606485123622 | INS13252 |

External corner, adjustable

Adjustable external corner for a 70–140 degree angling of aluminium trunking. Material: PC/ABS.



| | | | | | | |
|--------------------|---------------------|-----------------------|-------------|---|---------------|-----------------|
| P104038 P104039 | External corner 120 | White Alu metallic | 129/153/153 | 1 | 3606485123288 | INS12302 |
| | | | | | 3606485123721 | INS13352 |
| | External corner 140 | White Alu metallic | 149/153/153 | 1 | 3606485123387 | INS12402 |
| | | | | | 3606485123806 | INS13452 |

Bend, 90°, kit

90 degree bend kit for angling upwards and downwards of aluminium trunking. Including bend piece and fixing device to be screw-fitted to the wall. Material: PC/ABS.














| | | | | | | |
|--------------------|----------|-----------------------|------------|---|---------------|-----------------|
| P102827 P106217 | Bend 80 | White Alu metallic | 102/63/102 | 1 | 3606485123110 | INS12103 |
| | | | | | 3606485123554 | INS13153 |
| | Bend 100 | White Alu metallic | 122/63/122 | 1 | 3606485123202 | INS12203 |
| | | | | | 3606485123639 | INS13253 |











Accessories for aluminium trunking

| Type | Colour | Dimensions ^a A/B/C (mm) | Qty per package | EAN code | Ref. No. | | |
|--|--------|---|-----------------|--------------|----------|---------------|-----------------|
| T/L-piece | | | | | | | |
| Combined T/L-piece. When being used as a T-piece it is intended to connect vertical and horizontal aluminium trunking of various sizes. As an L-piece it can be used in corners. Material: PC/ABS. | | | | | | | |
| P104031 P104032 | | For vertical trunking 80 and horizontal trunking 100, 120, 140 | White | 52/63/101 | 1 | 3606485123158 | INS12107 |
| | | | Alu metallic | | | 3606485123585 | INS13157 |
| P104033 P104034 | | For vertical trunking 100 and horizontal trunking 100, 120, 140 | White | 52/63/121 | 1 | 3606485123240 | INS12207 |
| | | | Alu metallic | | | 3606485123660 | INS13257 |
| P140127 P140128 | | For vertical trunking 120 and horizontal trunking 100, 120, 140 | White | 52/65/125 | 1 | 3606480580734 | INS12307 |
| | | | Alu metallic | | | 3606480580888 | INS13357 |
| P140129 P140130 | | For vertical trunking 140 and horizontal trunking 100, 120, 140 | White | 52/65/145 | 1 | 3606480580871 | INS12407 |
| | | | Alu metallic | | | 3606480580895 | INS13457 |
| Stop end | | | | | | | |
| Stop end for aluminium trunking. Screw-fixing. Material: PC/ABS. | | | | | | | |
| P104501 P108218 | | Stop end 80 | White | 84/30/65 | 2 | 3606485123127 | INS12104 |
| | | | Alu metallic | | | 3606485123561 | INS13154 |
| P104061 P108220 | | Stop end 100 | White | 104/30/65 | 2 | 3606485123219 | INS12204 |
| | | | Alu metallic | | | 3606485123646 | INS13254 |
| P104061 P108220 | | Stop end 120 | White | 124/30/65 | 2 | 3606485123295 | INS12304 |
| | | | Alu metallic | | | 3606485123738 | INS13354 |
| P104061 P108220 | | Stop end 140 | White | 144/30/65 | 2 | 3606485123394 | INS12404 |
| | | | Alu metallic | | | 3606485123813 | INS13454 |
| Wall/ceiling frame | | | | | | | |
| Wall/Ceiling frame to be fitted around an aluminium trunking at wall or ceiling passage. Snap-fitted, with a screw-fixing option. Material: PC/ABS. | | | | | | | |
| P104035 | | Wall/Ceiling frame 80 | White | 130/22.5/88 | 1 | 3606485123134 | INS12105 |
| | | Wall/Ceiling frame 100 | White | 150/22.5/88 | 1 | 3606485123226 | INS12205 |
| Wall frame | | | | | | | |
| Wall frame to be fitted around an aluminium trunking at wall passage. The separate back piece is to be used when the trunking is mounted on brackets. Snap-fitted, with a screw-fixing option. Material: PC/ABS. | | | | | | | |
| P104040 | | Wall frame 120 | White | 170/22.5/113 | 1 | 3606485123301 | INS12305 |
| | | Wall frame 140 | White | 190/22.5/113 | 1 | 3606485123400 | INS12405 |
| Joint cover piece, kit | | | | | | | |
| Joint cover piece, supplied and mounted together with two jointing pieces. Intended to cover joints between two aluminium trunking sections. Easy to remove in case of an upgrading of the installation. Material: PC/ABS. | | | | | | | |
| P103978 P106219 | | Joint cover piece 80 | White | 84/65/90 | 1 | 3606485123141 | INS12106 |
| | | | Alu metallic | | | 3606485123578 | INS13156 |
| P103978 P106219 | | Joint cover piece 100 | White | 104/65/90 | 1 | 3606485123233 | INS12206 |
| | | | Alu metallic | | | 3606485123653 | INS13256 |
| P111274 P111275 | | Joint cover piece 120 | White | 124/65/90 | 1 | 3606485123318 | INS12306 |
| | | | Alu metallic | | | 3606485123745 | INS13356 |
| P111274 P111275 | | Joint cover piece 140 | White | 144/65/90 | 1 | 3606485123417 | INS12406 |
| | | | Alu metallic | | | 3606485123820 | INS13456 |
| Front cover | | | | | | | |
| Front cover to be snap-fitted in aluminium trunking with a 50 mm front opening. Aluminium covers provided with earthing slots. Supplied with protective foil, in lengths of 2.5 m. Material: Aluminium, natural anodized or powder coated white, or PC/ABS. | | | | | | | |
| P103977 | | Front cover F50 Aluminium | White | 50/17/2500 | 25 m | 3606485123974 | INS13900 |
| | | Front cover F50 Aluminium | Anodized | 50/17/2500 | 25 m | 3606485124025 | INS13950 |
| P108222 | | Front cover F50 Aluminium | Anodized | 50/17/2500 | 25 m | 3606485124025 | INS13950 |
| P108223 | | Front cover F50 PC/ABS | Dark grey | 50/13/2500 | 30 m | 3606485123448 | INS12901 |




Accessories for aluminium trunking

| Type | Colour | Dimensions ^a A/B/C (mm) | Qty per package | EAN code | Ref. No. | |
|---|--|---------------------------------------|--------------------|-------------|---|---|
| Joint cover piece for front cover | | | | | | |
| Joint cover piece intended to cover joints between two front covers. Material: PC/ABS. | | | | | | |
|  P110471 P111198 P110472 | Joint cover piece | White Alu metallic Dark grey | 51/20/25 | 5 | 3606485123455 3606485123981 3606485123998 | INS12902 INS13902 INS13903 |
| | Joint cover piece for top cover | | | | | |
| | Joint cover piece intended to cover joints between two top covers. Material: PC/ABS. | | | | | |
|  P110408 P1108221 | Joint cover piece 120/140 | White Alu metallic | 27/65/54 | 1 | 3606485123493 3606485124018 | INS12911 INS13911 |
| | Cable shelf | | | | | |
| Single cable shelf to be mounted in the trunking base, providing separation between power and low voltage cables. Supplied in lengths of 1 m. Material: PC/ABS or Aluminium, natural anodized. | | | | | | |
|  P85788 | Cable shelf PC/ABS | White | 17/48/1000 | 24 m | 3606485123462 | INS12904 |
| | Cable shelf Aluminium | Anodized | 17/48/1000 | 24 m | 3606485124001 | INS13904 |
| Joining piece, plastic | | | | | | |
| Internal joining piece intended to facilitate jointing of two aluminium trunking bases. May also be used to mount the joint cover piece. Material: PC/ABS. | | | | | | |
|  P103979 | Joining piece | White | 5/30/90 | 10 | 3606485123479 | INS12905 |
| Joining piece, aluminium | | | | | | |
| Internal joining piece intended to facilitate jointing of two aluminium trunking bases. Not compatible with joint cover piece kit. Material: Aluminium. | | | | | | |
|  P148900 | Joining piece | Natural | 8/27/60 | 2 | 3606480793721 | INS12906 |
| Sealing strip | | | | | | |
| Sealing strip to be fitted between trunking and floor for a 10-15 mm coverage. Material: PVC. | | | | | | |
|  P85791 | Sealing strip | Polar white | 17/40/2000 | 24 m | 3606480681943 | ISM10905P |
| Cable bending protection | | | | | | |
| Protection device intended to protect cables, mainly for data and telephone, in corners and bends or at trunking entries, ensuring that the cables will not be below the minimum bending radius. Material: PC/ABS. | | | | | | |
|  P109864 | Cable bending protection 120/140 | White | 68/20/68 | 5 | 3606485123325 | INS12310 |
| Spacer for top cover | | | | | | |
| Spacer intended to secure the function of the top cover of the two-compartment trunking when mounted under a window-sill. Material: PC/ABS. | | | | | | |
|  P101500 | Spacer 120/140 | Green | 10/12/30 | 10 | 3606485123486 | INS12910 |
| Cable retainer | | | | | | |
| Cable retainer to be mounted at the back of the trunking base to keep cables in place during the installation phase. No need to remove the retainer when fitting the front cover. Package of five. Material: PA. | | | | | | |
|  P85787 | Cable retainer | Green | 32/42/25 | 5 | 3606480028403 | ISM10901 |
| Feeder unit | | | | | | |
| Feeder unit intended to be used as cable entry connection between horizontal and vertical trunking. Material: Aluminium, natural anodized or powder coated white. | | | | | | |
|  P110468 | Feeder unit 120 | White Anodized | 120/63/1000 | 1 | 3606485123684 3606485123691 | INS13320 INS13321 |
| |  P110469 | Feeder unit 140 | White Anodized | 140/63/1000 | 1 | 3606485123769 3606485123776 |








Accessories for aluminium trunking

| Type | Colour | Dimensions ^a A/B/C (mm) | Qty per package | EAN code | Ref. No. |
|--|--------------|---------------------------------------|--------------------|--------------------------------|------------------------------------|
| Earthing clamp | | | | | |
| Earthing clamp for equipotential bonding, suitable for earthing of cable up to 10 mm ² . Material: Zinc. | | | | | |
| P110470  | — | 19/20/19 | 10 | 3606485124032 | INS13951 |
| Earthing clamp | | | | | |
| Earthing clamp to be used for bonding of front cover, trunking base and accessories to earth. For aluminium trunking. Material: Steel. | | | | | |
| P87196  | — | 9/9/9 | 20 | 3606480028502 | ISM10952 |
| Earthing kit | | | | | |
| Kit including earth wire with flat pin connectors and earthing clamps. To be used to connect the front cover to the base profile or the base profile to another base profile. For aluminium trunking. | | | | | |
| P85796  | Yellow/green | L = 200 L = 300 | 10 10 | 3606480028519 3606480028526 | ISM10953 ISM10954 |
| Jointing/earthing piece | | | | | |
| Internal jointing and earthing piece, intended for jointing and earthing of two aluminium trunking bases. Including two screws. For aluminium trunking Material: Zinc. | | | | | |
| P85794  | Untreated | 4/6/26 | 10 | 3606480028533 | ISM10955 |
| EMC Hose | | | | | |
| EMC hose for improved shielding of cables. Material: Nylon, copper-plated. | | | | | |
| P112421  | Black | L = 400 | 1 | 3606485124049 | INS13952 |
| OSI connector | | | | | |
| OSI connector with push-in or screw type terminal block, 3-pole, for use together with cables 3 x 1.5 mm ² or 3 x 2.5 mm ² . With the OSI connector, the OptiLine system can be used together with regular installation cables, i.e. it allows installation without or in conjunction with quick-connect cables. Material: PA. | | | | | |
| P140131  | Light grey | 16/40/82 | 10 | 3606480580994 | INS60050 |
| P140132  | Light grey | 16/40/82 | 10 | 3606480581007 | INS60051 |
| Socket outlet kit | | | | | |
| Double socket outlet kit including outlet, side-earthed, with label window and label and OSI connector with push-in terminal block, 3-pole. Allows the use of regular installation cables 3 x 1.5 mm ² or 3 x 2.5 mm ² . Material: PA, PC/ABS. | | | | | |
| P140133  | White | 50/56/120 | 1 | 3606480581014 | INS62100 |
| P140134  | Dark grey | 50/56/120 | 1 | 3606480581021 | INS62101 |
| Insulation strips | | | | | |
| Sound insulation strip to be used for sound absorbing up to 53 dB when a trunking passes through a wall. Supplied in a set of four for up to four compartments. Material: Foam plastic. | | | | | |
| P81537  | Black | 30/45/350 | 1 | 7315885590410 | 5590410 |
| | Black | 50/70/350 | 1 | 7315880011828 | 5590414 |

Aluminium trunking 140H

| Type | Colour | Dimensions ^a A/B/C (mm) | Qty per package | EAN code | Ref. No. | |
|---|----------------------------|---------------------------------------|-----------------|----------|--------------------------------|----------------------|
| Trunking base | | | | | | |
| Two-compartment trunking base with one front and one rear compartment. Both compartments have a 50 mm front opening. The integrated partition wall has pre-punched slots every 25th cm to facilitate cable laying. The front opening of the rear compartment is adapted to direct click-in of 50 mm wiring devices. Intended for wall mounting, either direct or on brackets. o be used in conjunction with outlet cover kit and top cover. The trunking base is supplied under protective foil, in lengths of 2.5 m. Material: Aluminium, natural anodized or powder coated white. | | | | | | |
|  P111554 P111415 | 140H with two compartments | White Anodized | 140/116/2500 | 5 m | 3606485123837 3606485123929 | INS13800 INS13850 |
| | Top cover | | | | | |
| Top cover intended to cover trunking base 140H. Supplied with protective foil, in lengths of 2.5 m. Material: Aluminium, natural anodized or powder coated white. | | | | | | |
|  P111560 P111420 | Top cover 140H | White Anodized | 92/108/2500 | 5 m | 3606485123905 3606485123912 | INS13811 INS13861 |
| | Outlet cover kit | | | | | |
| Outlet cover kit including hinged outlet cover (950 mm long), halogen-free plastic front covers, left-hand and right-hand end-pieces and cable organizers. To be used together with the trunking base for access to and concealed installation of wiring devices, and to organize cables. Ensures maximum EMC protection and ergonomic access to outlets and cables. The hinges enable opening and closing of the cover. Material: Aluminium, natural anodized or powder coated white with stop ends of aluminium, powder coated grey or white. | | | | | | |
|  P111559 P111536 | Outlet cover kit 140H | White Anodized | 70/125/1070 | 1 | 3606485123899 3606480068621 | INS13810 INS13860 |

Accessories for aluminium trunking 140H

| | | | | | | |
|---|--|-----------------------|-------------|----|--------------------------------|----------------------|
| Internal corner, fixed | | | | | | |
| Fixed internal corner with top cover for a 90 degree angling of aluminium trunking. Supplied with two cable bending protections. Material: Aluminium, natural anodized or powder coated white. | | | | | | |
|  P111553 P111546 | Internal corner 140H | White Anodized | 140/300/300 | 1 | 3606485123844 3606485123936 | INS13801 INS13851 |
| | External corner, fixed | | | | | |
| Fixed external corner with top cover for a 90 degree angling of aluminium trunking. Supplied with two cable bending protections. Material: Aluminium, natural anodized or powder coated white. | | | | | | |
|  P111552 P111547 | External corner 140H | White Anodized | 140/300/300 | 1 | 3606485123851 3606485123943 | INS13802 INS13852 |
| | Stop end | | | | | |
| Stop end for aluminium trunking. Screw-fixed to the trunking base. Material: Steel, powder coated white or aluminium metallic. | | | | | | |
|  P111555 P111416 | Stop end 140H | White Alu metallic | 142/118/2 | 2 | 3606485123868 3606485123950 | INS13804 INS13854 |
| | Wall frame | | | | | |
| Wall frame to be fitted around an aluminium trunking at a wall passage. Fitted on the wall, with a screw-fixing option. Material: Polystyrene. | | | | | | |
|  P111419 | Wall frame 140H | White | 200/178/2 | 1 | 3606485123875 | INS13805 |
| | Joint cover piece, top cover | | | | | |
| Joint cover piece intended to cover joints between two aluminium trunking sections with top cover. Easy to remove in case of an upgrading of the installation. Material: Aluminium, natural anodized or powder coated white. | | | | | | |
|  P111556 P111417 | Joint cover piece 140H | White Anodized | 141/118/45 | 1 | 3606485123882 3606485123967 | INS13806 INS13856 |
| | Joint cover piece, outlet cover kit | | | | | |
| Joint cover piece intended to cover joints between two aluminium trunking sections with outlet cover kit. Easy to remove in case of an upgrading of the installation. Material: Aluminium, natural anodized or powder coated white. | | | | | | |
|  P111557 P111418 | Joint cover piece 140H | White Anodized | 73/118/45 | 1 | 3606480068607 3606480068614 | INS13807 INS13857 |
| | Joining piece | | | | | |
| Internal joining piece intended to facilitate jointing of two aluminium trunking bases. Material: PC/ABS. | | | | | | |
|  P103979 | Joining piece | White | 5/30/90 | 10 | 3606485123479 | INS12905 |

Accessories for aluminium trunking 140H

| Type | Colour | Dimensions ^a A/B/C (mm) | Qty per package | EAN code | Ref. No. |
|--|--------------|---------------------------------------|-----------------|---------------|-----------------|
| Jointing piece, aluminium | | | | | |
| Internal jointing piece intended to facilitate jointing of two aluminium trunking bases. Not compatible with joint cover piece kit. Material: Aluminium. | | | | | |
|  P148800 | Natural | 8/27/60 | 10 | 3606480793721 | INS12906 |
| Earthing clamp | | | | | |
| Earthing clamp for equipotential bonding, suitable for earthing cable up to 10 mm ² . Material: Zinc. | | | | | |
|  P110470 | — | 19/20/19 | 10 | 3606485124032 | INS13951 |
| Earthing clamp | | | | | |
| Earthing clamp to be used for bonding of front cover, trunking base and accessories to earth. For aluminium trunking. Material: Steel. | | | | | |
|  P87196 | — | 9/9/9 | 20 | 3606480028502 | ISM10952 |
| Earthing kit | | | | | |
| Kit including earth wire with flat pin connectors and earthing clamps. To be used to connect the front cover to the base profile or the base profile to another base profile. For aluminium trunking. | | | | | |
|  P85796 | Yellow/green | L = 200 | 10 | 3606480028519 | ISM10953 |
| | | L = 300 | 10 | 3606480028526 | ISM10954 |
| Jointing/earthing piece | | | | | |
| Internal jointing and earthing piece, intended for jointing and earthing of two aluminium trunking bases. Including two screws. For aluminium trunking Material: Zinc. | | | | | |
|  P85794 | Untreated | 4/6/26 | 10 | 3606480028533 | ISM10955 |
| OSI connector | | | | | |
| OSI connector with push-in or screw type terminal block, 3-pole, for use together with cables 3 x 1.5 mm ² or 3 x 2.5 mm ² . With the OSI connector, the OptiLine system can be used together with regular installation cables, i.e. it allows installation without or in conjunction with quick-connect cables. Material: PA. | | | | | |
|  P140131 | Light grey | 16/40/82 | 10 | 3606480580994 | INS60050 |
|  P140132 | Light grey | 16/40/82 | 10 | 3606480581007 | INS60051 |
| Socket outlet kit | | | | | |
| Double socket outlet kit including outlet, side-earthed, with label window and label and OSI connector with push-in terminal block, 3-pole. Allows the use of regular installation cables 3 x 1.5 mm ² or 3 x 2.5 mm ² . Material: PA, PC/ABS. | | | | | |
|  P140133 | White | 50/56/120 | 1 | 3606480581014 | INS62100 |
|  P140134 | Dark grey | 50/56/120 | 1 | 3606480581021 | INS62101 |
| Mounting washer | | | | | |
| Mounting washer provided with screw hole for mounting to the wall by means of a countersunk screw. The mounting washers are to be placed on the wall along a chalk lining. The trunking is then easily hung on the mounting washers and screw-fixed directly to the wall. Material: PA, injection moulded. | | | | | |
|  P81881 | Black | 5/15/19 | 100 | 7315885590182 | 5590180 |
| Insulation strips | | | | | |
| Sound insulation strip to be used for sound absorbing up to 53 dB when a trunking passes through a wall. Supplied in a set of four for up to four compartments. Material: Foam plastic. | | | | | |
|  P81537 | Black | 30/45/350 | 1 | 7315885590410 | 5590410 |
| | Black | 50/70/350 | 1 | 7315880011828 | 5590414 |

Compatible products

| Type | Colour | Dimensions A/B/C (mm) | Qty per package | EAN code | Ref. No. |
|--|--------|-----------------------|-----------------|---------------|----------------|
| Fixed bracket | | | | | |
| Fixed wall bracket for wall-mounting of trunking. Material: Aluminium, untreated. | | | | | |
| TTA-KV15 | — | 113/23/28 | 10 | 7315885583016 | 5583010 |
| TTA-KV35 | — | 130/43/28 | 10 | 7315880010241 | 5583014 |
| Fixed bracket with integrated rib holder | | | | | |
| Fixed wall bracket with integrated rib holder, for wall-mounting of trunking. The integrated rib holder is suitable for ventilation rib TTA-G10. Material: Aluminium, untreated. | | | | | |
| TTA-KV35-1 | — | 130/43/28 | 10 | 7315880010258 | 5583016 |
| TTA-KV56-2 | — | 130/64/28 | 10 | 7315880010265 | 5583018 |
| TTA-KV79-3 | — | 130/86/28 | 10 | 7315885583023 | 5583020 |
| TTA-KV101-4 | — | 132/109/28 | 10 | 7315880010272 | 5583022 |
| TTA-KV123-5 | — | 132/131/28 | 10 | 7315880010289 | 5583024 |
| TTA-KV146-6 | — | 130/153/28 | 10 | 7315880010296 | 5583026 |
| Fixed bracket with loose rib holder | | | | | |
| Fixed wall bracket including loose plastic rib holder TTA-GH1 with steel clamp, for wall-mounting of trunking. The loose rib holder is suitable for ventilation ribs TTA-G10 and TTA-G3. Material: Aluminium, untreated, PC/ABS. | | | | | |
| TTA-KV35 | — | 132/43/28 | 10 | 7315885583030 | 5583034 |
| TTA-KV56 | — | 132/64/28 | 10 | 7315880029915 | 5583036 |
| TTA-KV79 | — | 132/86/28 | 10 | 7315880029922 | 5583038 |
| TTA-KV101 | — | 132/109/28 | 10 | 7315885583047 | 5583040 |
| TTA-KV123 | — | 132/131/28 | 10 | 7315880029939 | 5583042 |
| TTA-KV146 | — | 132/153/28 | 10 | 7315880029946 | 5583044 |
| Adjustable wall bracket | | | | | |
| Adjustable wall bracket for wall-mounting of trunking. Suitable for use together with ventilation-rib holder kit TTA-GH1 or rib holder TTA-GH6. Material: Steel, unpainted/Aluminium. | | | | | |
| TTA-TN50 Adjustability 50–70 | — | 121/67/50 | 10 | 7315885583573 | 5583570 |
| TTA-TN70 Adjustability 70–110 | — | 121/67/70 | 10 | 7315880095118 | 5583572 |
| TTA-TN110 Adjustability 110–170 | — | 121/67/110 | 10 | 7315880095125 | 5583574 |
| TTA-TN160 Adjustability 160–260 | — | 180/67/160 | 10 | 7315880095132 | 5583576 |
| Adjustable wall bracket with loose rib holder | | | | | |
| Adjustable wall bracket including loose plastic rib holder TTA-GH1 with steel clamp, for wall-mounting of trunking. The loose rib holder is suitable for ventilation ribs TTA-G10 and TTA-G3. Material: Steel, unpainted, PC/ABS. | | | | | |
| TTA-KVS60A Adjustability 30–60 | — | 77/30/28 | 10 | 7315885583603 | 5583608 |
| Washer | | | | | |
| Washer to be used between bracket and wall or trunking and wall, to compensate for uneven walls. Material: PP. | | | | | |
| TTA-KM3 | Grey | 114/3/38 | 10 | 7315885583405 | 5583408 |
| TTA-KM5 | Grey | 114/5/38 | 10 | 7315885583412 | 5583410 |
| Ventilation-rib holder, kit | | | | | |
| Kit including 10 plastic rib holders and 10 steel clamps, to be used to fix ventilation ribs G3 and G10 on the wall brackets. Suitable for TTA-TN, TTA-KV and TTA-KVS. Material: PC/ABS (rib holder), steel (clamp). | | | | | |
| TTA-GH1 | Grey | 15/120/34 | 10 | 7315880079873 | 5590456 |
| Ventilation-rib holder | | | | | |
| Rib holder to fix ventilation ribs G3 and G10 on the wall brackets. Suitable for TTA-TN, TTA-KV and TTA-KVS. Material: PC/ABS. | | | | | |
| TTA-GH6 | Grey | 15/120/34 | 10 | 7315880030034 | 5590453 |

P61394



P61520



P61393



P61880



P111360



P61516








P61520



P61520



Compatible products

| Type | Colour | Dimensions A/B/C (mm) | Qty per package | EAN code | Ref. No. | | |
|--|-----------|--------------------------|--------------------|----------|---------------|----------------|----------------|
| Ventilation ribs | | | | | | | |
| Ventilation rib to be used together with wall bracket for trunking and ventilation-rib holder. Material: Aluminium, natural anodized or powder coated. | | | | | | | |
| P61940  | TTA-G3 | Anodized | 20/3/2500 | 40 | 7315885590489 | 5590480 | |
| | | White | | | | 7315880028949 | 5590481 |
| | | White RAL 9010 | | | | 7315880031987 | 5590482 |
| | | Optional | | | | 7315880032533 | 5590483 |
| P61406  | TTA-G10 | White RAL 9010 | 20/10/2500 | 16 | 7315880031956 | 5590424 | |
| | | Anodized | | | | 7315885590434 | 5590430 |
| Jointing piece for ventilation ribs | | | | | | | |
| Jointing piece to be used for jointing of ventilation ribs. Material: Aluminium, untreated. | | | | | | | |
| P61938  | TTA-GS3 | — | 9/6/30 | 10 | 7315880028956 | 5590486 | |
| P61751  | TTA-GS10 | — | 13/10/100 | 8 | 7315885590441 | 5590440 | |
| Insulation strips | | | | | | | |
| Sound insulation strip to be used for sound absorbing up to 53 dB when a trunking passes through a wall. Supplied in a set of four for up to four compartments. Material: Foam plastic. | | | | | | | |
| P61637  | TTI-T3045 | Black | 30/45/350 | 1 | 7315885590410 | 5590410 | |
| | | Black | | | | 50/70/350 | 1 |

Fixing products

| Type | Colour | Dimensions (mm) | Qty per package | EAN code | Ref. No. |
|---|--------|-----------------|-----------------|---------------|-----------------|
| Wall plugs | | | | | |
| Wall plug on sprue plate, suitable for use in concrete, stone, lightweight concrete, expanded clay, hollow bricks, solid bricks and plasterboard. Material: PE-HD. | | | | | |
| TP 2 | Red | Ø5.5 x 35 | 100 | 7315881003006 | 1003003 |
| TP 2B | Brown | Ø8 x 40 | 100 | 7315881005000 | 1005008 |
| TP 3 | Blue | Ø10 x 45 | 10 | 3606480621369 | IMT48002 |
| Same as above but single. Material: PE-HD. | | | | | |
| TP 6 | Red | Ø6 x 30 | 100 | 7315881003020 | 1003020 |
| Nail plugs | | | | | |
| Nail plug including nail for through installation. Suitable for use in concrete, stone, lightweight concrete, expanded clay, hollow bricks, solid bricks and plasterboard. Material: PA. | | | | | |
| TPS-6/5 x 35 | Clear | Drill Ø6 | 100 | 7315881150007 | 1150002 |
| TPS-6/20 x 50 | Clear | Drill Ø6 | 100 | 7315880100027 | 1150051 |
| Installation screws | | | | | |
| Screw with large thin head and integrated washer. Phillips cross recess. Twin thread. Fully threaded. Gives very good pressure when fixing plastic trunking. Material: Hardened steel, electroplated. | | | | | |
| TSC-32 | — | Ø4.2 x 25 | 100 | 7315883782022 | 3782020 |
| TSC-33 | — | Ø4.2 x 31 | 100 | 7315883782039 | 3782030 |
| Screw with raised countersunk head, Phillips cross recess. Fully threaded. Suitable for mounting directly into plasterboard. Material: Steel, electroplated. | | | | | |
| TSF-25 | — | Ø4.8 x 25 | 100 | 7315883782428 | 3782420 |
| TSF-35 | — | Ø4.8 x 35 | 100 | 7315883782435 | 3782430 |
| TSF-45 | — | Ø4.8 x 45 | 100 | 7315883782442 | 3782440 |
| Installation screw with cup washer | | | | | |
| Screw with cross-slotted head type PH2. Sharp point, fully threaded. High pitch for quick mounting. Provided with a cup washer for screw-head protection. To be used when installing single-insulated wire in the trunking. Material: Hardened steel, electroplated, and PP. | | | | | |
| TFT-IS5 x 32 | — | Ø5 x 32 | 100 | 7332418018203 | 4020210 |
| Concrete screws | | | | | |
| Concrete screw with flange head 17 mm. Recess T-30. Suitable for concrete and solid brick materials. Mounting with cordless screwdriver or wrench. Material: Steel, electroplated. | | | | | |
| MMS-MS | — | Ø7.5 x 45 | 50 | 3606480214479 | IMT38037 |
| Concrete screw with hexagon head. Washer 8 x 19 x 1.5 enclosed. Wrench width 10 mm. Suitable for concrete and solid brick materials. Mounting with cordless screwdriver or wrench. Material: Steel, electroplated. | | | | | |
| MMS-S | — | Ø7.5 x 50 | 50 | 3606480214394 | IMT38029 |
| Concrete screw with pan head. Recess T-20, T-30 or T-40, see below. Suitable for concrete and solid brick materials. Mounting with cordless screwdriver or wrench. Material: Steel, electroplated. | | | | | |
| MMS-P Recess T-20 | | Ø5 x 30 | 200 | 3606480214509 | IMT38040 |
| MMS-P Recess T-20 | | Ø5 x 50 | 200 | 3606480214516 | IMT38041 |
| MMS-P Recess T-30 | - | Ø6 x 30 | 100 | 3606480214431 | IMT38033 |
| MMS-P Recess T-40 | - | Ø7.5 x 45 | 100 | 3606480214448 | IMT38034 |
| Concrete screw with hexagon head and combined washer. Wrench width 10 mm. Suitable for concrete and solid brick materials. Mounting with cordless screwdriver or wrench. Material: Steel, electroplated. | | | | | |
| MMS-MF | | Ø7.5 x 70 | 50 | 3606480214615 | IMT38051 |


Fixing products

| | Type | Colour | Dimensions (mm) | Qty per package | EAN code | Ref. No. |
|----------------------------|--|--------|---------------------|-----------------|---------------|-----------------|
| P80837 | Cavity fixings | | | | | |
| | Cavity fixing with metal toggle for high load values. Material: Zinc/Steel. | | | | | |
| | TPP-10 x M4S | — | Drill Ø10 | 25 | 7315881200009 | 1200005 |
| | TPP-13 x M5S | — | Drill Ø13 | 25 | 7315881200405 | 1200401 |
| P80047 | Cavity fixing for light installations in plasterboard. Board thickness from 9 mm. Screw size 4.5 x 35. Material: Zinc. | | | | | |
| | TPD-Metal | — | Screw size 4.5 x 35 | 100 | 7315880114291 | 1220104 |
| P91678 | Cavity fixing including a 38 mm long screw. The shape of THW prevents it from rotating. No pre-drilling needed, just hammer in. Excellent for porous and thin material. Pull-out load 100 N, safety factor 3, shear load 100N, safety factor 2.5. Board thickness 6-13 mm, max. thickness of fixture 16 mm. Material: Steel, electroplated. | | | | | |
| | THW 4.2 x 38 | — | — | 50 | 7315881260171 | 1260170 |
| P117745 | Through bolts | | | | | |
| | Through bolt including nut and washer. Intended mainly for indoor installations in concrete or natural rock material. Fast-grip design, the bolt is set with a few turns of the nut. Corrosivity class C2. Material: Steel, electroplated. | | | | | |
| | Through bolt M8 x 95 fzb | — | M8 x 95 | 50 | 3606480214691 | IMT38008 |
| | Through bolt M10 x 105 fzb | — | M10 x 105 | 25 | 3606480214714 | IMT38010 |
| P80841 P91679 P80048 | Screw bits | | | | | |
| | 1/4 hexagon drive end, various lengths (25, 50 or 110 mm, see below). Adapted to the Thorsman range of installation screws with Phillips cross recess. Material: Hardened steel. | | | | | |
| | PH 2 x 25 | — | 1/4" x 25 | 2 | 7315881772056 | 1772054 |
| | PH 2 x 25 Reduced | — | 1/4" x 25 | 2 | 7315880056294 | 1772052 |
| | PH 2 x 50 | — | 1/4" x 50 | 2 | 7315880055273 | 1772056 |
| | PH 2 x 110 | — | 1/4" x 110 | 2 | 7315880055297 | 1772058 |
| P117758 | Screw bit T-30, for use with an extension socket. Material: Steel. | | | | | |
| | Screw bit | — | 6.25 x 25 | 2 | 3606480214653 | IMT38055 |
| P117761 P11759 | Magnetic socket driver | | | | | |
| | Mounting tool with magnet for hexagon head screws. Material: Steel. | | | | | |
| | 10 x 45 for 10 mm screws | — | 10 x 45 | 1 | 3606480214639 | IMT38053 |
| | 13 x 55 for 13 mm screws | — | 13 x 45 | 1 | 3606480214646 | IMT38054 |

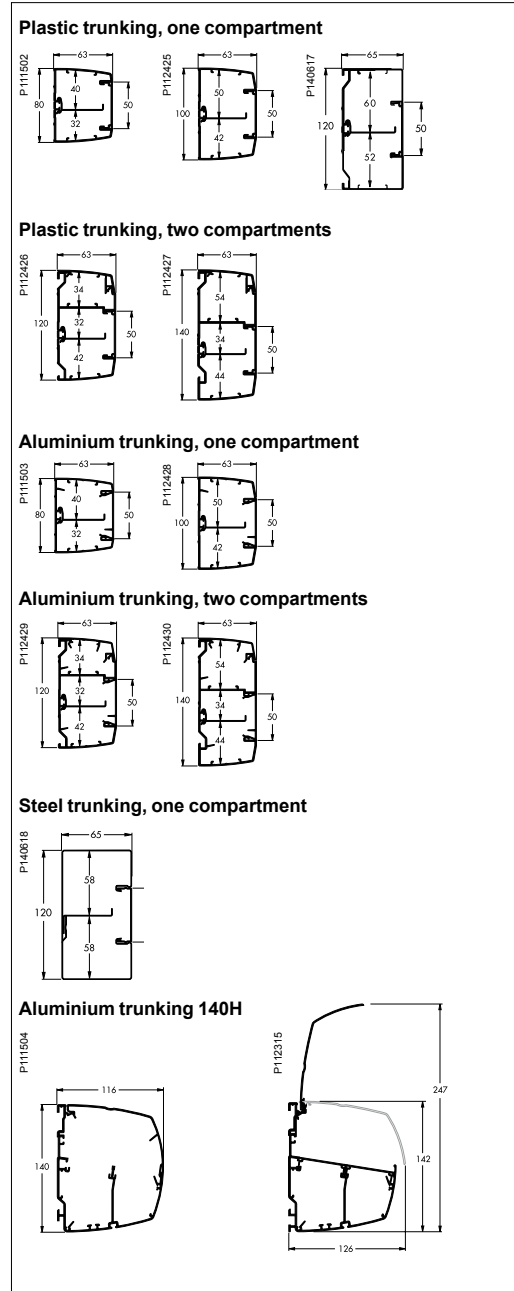


Technical and Material data

| | | |
|---|-------------------|--|
| PVC (self-extinguishing, lead and cadmium-free poly-vinyl chloride) | Density | 1.5 g/cm ³ |
| | Linear expansion | 60 x 10 ⁻⁶ /°C |
| | Fire rating | UL 94 V0 (0.8 mm) |
| | Colour | White RAL 9010 Polar white RAL 9003 |
| Aluminium | Density | 2.7 g/cm ³ |
| | Linear expansion | 2.4 x 10 ⁻⁵ /°C |
| | Surface treatment | Natural anodizing or powder coating |
| | Colour | White RAL 9010 |
| PC/ABS (polycarbonate/acrylonitrile butadiene styrene) | Density | 1.14 g/cm ³ |
| | Linear expansion | 70 x 10 ⁻⁶ /°C |
| | Water absorption | 0.6% |
| | Fire rating | UL 94 HB |
| | Colours | • White RAL 9010 • Dark grey RAL 7043 • Aluminium metallic (painted) |
| PA (polyamide), halogen-free | Density | 1.16 g/cm ³ |
| | Water absorption | 2.0% |
| | Fire rating | UL 94 V0 |



Design and dimensions





OptiLine 50 outlet poles

Outlets fixed to the wall tend to limit the application scope of your premises. Instead, the simple idea behind OptiLine 50 outlet poles is to let you move the power according to your needs. The infrastructure will be finished early in the building stage, the power being supplied in the ceiling by means of for instance Canalis power distribution and mesh trays for data and telecoms. The poles, to which power and data/telecoms are distributed from the ceiling, are connected at the end of the building phase. They are available free-standing, tension-mounted and for wall mounting, standardized in natural anodized or white aluminium. Should you want a more personal touch, just pick a colour from our palette or from the RAL colour chart. The poles are pre-wired with outlets and connections.

100%

OptiLine 50 outlet poles will allow you to make power, telecoms and data 100% available and flexible for the end user.



1- and 2-sided

The poles are configured on one or two sides. They are pre-wired, standard configured or according to customer requirements.

1, 2 or 4 outlet boxes

Tension-mounted or free-standing? With one, two or four outlet boxes? The choice is yours! Choose between standard configuration or customized.



Many benefits from OptiLine 50 outlet poles

For the electrician, the principal benefit of the outlet poles is that they are time-savers. Power, data and telecoms are supplied from the ceiling to the pre-wired poles, allowing you to finish the electrical installation on site very quickly. With OptiLine tension-mounted, free-standing or wall-mounted poles you will equip a room with the desired outlets in just no time. You will get a stable, yet flexible solution, since you can move the poles to suit the furnitures.

Free-standing poles for a total flexibility

The free-standing outlet poles are provided with a stable and solid foot, making it easy to re-locate the poles according to changing needs of the users. The rectangular foot also enables you to place two poles in a back-to-back position or one pole close to a wall.

Tension-mounted poles for a discreet solution

A tension-mounted pole is your best choice when you want to occupy less floor space. The pole can be placed anywhere in the room, tension-mounted to the ceiling for stability. The compact foot provides a very effective and discreet solution in any environment that requires plenty of outlets, like a reception or a classroom.



45° outlet slots

The power outlet slots have been angled at 45 degrees for easy use.



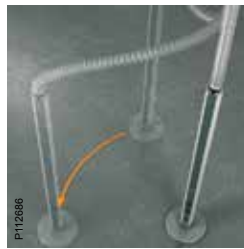
Stable construction

The heavy cast-iron foot is your guarantee that the pole is steady and upright.



All solutions available

Accessories are available for all types of mounting.



Flexibility

If you choose a pole with a flexible conduit you can move it around according to your needs. The action radius is approximately 1.5 m.



Marking

Our label windows are well suited for marking systems from Dymo, Brother and Fleximark.



Smart ceiling fixing

The height adjustment is easily made without tools entirely outside the pole, thus not affecting the outlet configuration.



No sharp edges

The end piece is of die-cast aluminium with smooth edges, preventing cables from being damaged.



Decoration and fixing

Both sides of the poles are provided with slots, in which you can screw-fix for instance a lamp without causing damage to the pole. You can also put decorative stripes in them.



Angled data outlets

The data outlets in our poles are angled to provide a perfect connection.

Tension-mounted poles



Customer specified
All poles can be customer specified entirely according to your needs.



One-sided

Two-sided

1 outlet box

2 outlet boxes

4 outlet boxes

Wall-mounted poles

Choose between flush or surface mounted wall poles. The surface mounted alternative has stop ends that have break-out sections that are suitable for OptiLine mini-trunking.



P115998



P112931

Discreet ceiling frames

The connections to the ceiling are easily mounted without tools. They are designed to handle various ceiling dimensions and give a nice-looking touch to the installation.



P112688

Free-standing poles



Customer specified
All poles can be customer specified entirely according to your needs.



Smart foot
With the rectangular foot you can place the poles back-to-back or close to a wall. The foot is provided with a steel clamp that can be unfolded for extra support. Nice and smart!



Pre-wired poles, one and two-sided

| Type | Colour | Dimensions ^a A/B/C (mm) | Qty per package | EAN code | Ref. No. |
|---|-------------------|---------------------------------------|-----------------|--------------------------------|------------------------------------|
| Pole, tension-mounted, one-sided, pre-defined/pre-wired | | | | | |
| Free-standing and tension-mounted service pole, one-sided. Pre-wired, configured with 3 x double outlets, side-earthed, with cable, and 2 x Cat 6 UTP with cable. Including plastic front cover, ceiling fixing, ceiling frame, stop end, floor fixing, floor fixing plate (zinc) and mounting instruction. Adjustability of ceiling fixing 400 mm. Earthed. External cables: one unshielded 3 x 1.5 mm ² cable with side-earthed plug, 3.5 m free length, and two Cat 6 UTP data cables with RJ45 plugs, 7.5 m free length. Material: Aluminium, natural anodized or powder coated white RAL 9010, PC/ABS (front cover). | | | | | |
| Pole, one-sided | Anodized White | 2700-3100/68/89 | 1 | 3606485124070 3606485124087 | INS40404 INS40405 |
| Pole, one-sided | Anodized White | 3100-3500/68/89 | 1 | 3606480542930 3606480542947 | INS41004 INS41005 |
| Pole, tension-mounted, one-sided, pre-defined/pre-wired, DE | | | | | |
| Free-standing and tension-mounted service pole, one-sided. Pre-wired, configured with 3 x double outlets, side-earthed, with cable, and 2 x Cat 6 STP with cable. Including plastic front cover, ceiling fixing, ceiling frame, stop end, floor fixing, floor fixing plate (zinc) and mounting instruction. Adjustability of ceiling fixing 400 mm. Earthed. External cables: one unshielded 3 x 1.5 mm ² cable with side-earthed plug, 7.5 m free length, and two Cat 6 STP data cables with RJ45 plugs, 7.5 m free length. Material: Aluminium, natural anodized or powder coated white RAL 9010, PC/ABS (front cover). | | | | | |
| Pole, one-sided | Anodized White | 2700-3100/68/89 | 1 | 3606480486609 3606480486616 | INS42404 INS42405 |
| Pole, tension-mounted, one-sided, pre-defined/pre-wired, CH | | | | | |
| Free-standing and tension-mounted service pole, one-sided. Pre-wired, configured with 3 x double outlets, with 1.5 mm ² cable, and 2 x Cat 6 STP with cable. Including plastic front cover, ceiling fixing, ceiling frame, stop end, floor fixing, floor fixing plate (zinc) and mounting instruction. Adjustability of ceiling fixing 400 mm. Earthed. Total free lengths of power and data cables: approx. 8 m. Material: Aluminum, natural anodized or powder coated white RAL 9010, PC/ABS (front cover). | | | | | |
| Pole, one-sided with data cables | Anodized White | 2700-3100/68/89 | 1 | 3606480446153 3606480446160 | INS41410 INS41411 |
| Free-standing and tension-mounted service pole, one-sided. Pre-wired, configured with 3 x double outlets, with 1.5 mm ² cable, and 2 x AMP blind mounting plate. Including plastic front cover, ceiling fixing, ceiling frame, stop end, floor fixing, floor fixing plate (zinc) and mounting instruction. Adjustability of ceiling fixing 400 mm. Earthed. Total free lengths of power cables: approx. 8 m. Material: Aluminum, natural anodized or powder coated white RAL 9010, PC/ABS (front cover). | | | | | |
| Pole, one-sided without data cables | Anodized White | 2700-3100/68/89 | 1 | 3606480446177 3606480445712 | INS41412 INS41413 |
| Pole, tension-mounted, two-sided, pre-defined/pre-wired | | | | | |
| Free-standing and tension-mounted service pole, two-sided. Pre-wired, each side configured with 3 x double outlets, side-earthed, with cable, and 2 x Cat 6 UTP with cable. Including plastic front cover, ceiling fixing, ceiling frame, stop end, floor fixing, floor fixing plate (zinc) and mounting instruction. Adjustability of ceiling fixing 400 mm. Earthed. External cables: one unshielded 3 x 1.5 mm ² cable with side-earthed plug, 3.5 m free length, and four Cat 6 UTP data cables with RJ45 plugs, 7.5 m free length. Material: Aluminium, natural anodized or powder coated white RAL 9010, PC/ABS (front cover). | | | | | |
| Pole, two-sided | Anodized White | 2700-3100/116/90 | 1 | 3606485124117 3606485124124 | INS40414 INS40415 |
| Pole, two-sided | Anodized White | 3100-3500/116/90 | 1 | 3606480542992 3606480543005 | INS41014 INS41015 |
| Pole, tension-mounted, two-sided, pre-defined/pre-wired, DE | | | | | |
| Free-standing and tension-mounted service pole, two-sided. Pre-wired, each side configured with 3 x double outlets, side-earthed, with cable, and 2 x Cat 6 STP with cable. Including plastic front cover, ceiling fixing, ceiling frame, stop end, floor fixing, floor fixing plate (zinc) and mounting instruction. Adjustability of ceiling fixing 400 mm. Earthed. External cables: two unshielded 3 x 1.5 mm ² cables with side-earthed plug, 7.5 m free length, and four Cat 6 STP data cables with RJ45 plugs, 7.5 m free length. Material: Aluminum, natural anodized or powder coated white RAL 9010, PC/ABS (front cover). | | | | | |
| Pole, two-sided | Anodized White | 2700-3100/116/90 | 1 | 3606480486654 3606480488313 | INS42414 INS42415 |
| Pole, tension-mounted, two-sided, pre-defined/pre-wired, CH | | | | | |
| Free-standing and tension-mounted service pole, two-sided. Pre-wired, each side configured with 3 x double outlets, Swiss standard, with 1.5 mm ² cable, and 2 x Cat 6 STP with cable. Including plastic front cover, ceiling fixing, ceiling frame, stop end, floor fixing, floor fixing plate (zinc) and mounting instruction. Adjustability of ceiling fixing 400 mm. Earthed. Total cable lengths of power and data cables: approx. 8 m. Material: Aluminum, natural anodized or powder coated white RAL 9010, PC/ABS (front cover). | | | | | |
| Pole, two-sided with data cables | Anodized White | 2700-3100/116/90 | 1 | 3606480445767 3606480445774 | INS41430 INS41431 |
| Free-standing and tension-mounted service pole, two-sided. Pre-wired, each side configured with 3 x double outlets, Swiss standard, with 1.5 mm ² cable, and 2 x AMP blind mounting plate. Including plastic front cover, ceiling fixing, ceiling frame, stop end, floor fixing, floor fixing plate (zinc) and mounting instruction. Adjustability of ceiling fixing 400 mm. Earthed. Total free lengths of power cables: approx. 8 m. Material: Aluminum, natural anodized or powder coated white RAL 9010, PC/ABS (front cover). | | | | | |
| Pole, two-sided without data cables | Anodized White | 2700-3100/116/90 | 1 | 3606480445781 3606480445798 | INS41432 INS41433 |

Pre-wired poles, one and two-sided

| Type | Colour | Dimensions* A/B/C (mm) | Qty per package | EAN code | Ref. No. |
|---|-----------------|---------------------------|-----------------|---------------|-----------------|
| Pole, free-standing, one-sided, pre-defined/pre-wired | | | | | |
| Free-standing and movable service pole, one-sided. Pre-wired, configured with 3 x double outlets, side-earthed, with cable, and 2 x Cat 6 UTP with cable. Including plastic front cover, flexible conduit with adaptor, strain relief and mounting instruction. Length of flexible conduit 2.0 m, action radius 1.5 m from the connection point in the ceiling. Earthed. Foot to be ordered separately. External cables: one unshielded 3 x 1.5 mm ² cable with side-earthed plug, 2.0 m free length, and two Cat 6 UTP data cables with RJ45 plugs, 6.0 m free length. Material: Aluminium, natural anodized or powder coated white RAL 9010, PC/ABS (front cover). | | | | | |
| Pole, one-sided | Anodized | 2150+2000/68/89 | 1 | 3606485124056 | INS40400 |
| | White | | | 3606485124063 | INS40401 |
| Pole, free-standing, one-sided, pre-defined/pre-wired, DE | | | | | |
| Free-standing and movable service pole, one-sided. Pre-wired, configured with 3 x double outlets, side-earthed, with cables, and 2 x Cat 6 STP with cables. Including plastic front cover, flexible conduit with adaptor, strain relief and mounting instruction. Length of flexible conduit 2.0 m, action radius 1.5 m from the connection point in the ceiling. Earthed. Foot to be ordered separately. External cables: one unshielded 3 x 1.5 mm ² cable with side-earthed plug, 6.0 m free length, and two Cat 6 STP data cables with RJ45 plugs, 6.0 m free length. Material: Aluminum, natural anodized or powder coated white RAL 9010, PC/ABS (front cover). | | | | | |
| Pole, one-sided | Anodized | 2150+2000/68/89 | 1 | 3606480486494 | INS42400 |
| | White | | | 3606480486500 | INS42401 |
| Pole, free-standing, one-sided, pre-defined/pre-wired, CH | | | | | |
| Free-standing and movable service pole, one-sided. Pre-wired, configured with 3 x double outlets, Swiss standard, with 1.5 mm ² cable, and 2 x Cat 6 STP with cable. Including plastic front cover, flexible conduit with adaptor, strain relief and mounting instruction. Length of flexible conduit 2.0 m, action radius 1.5 m from the connection point in the ceiling. Earthed. Foot to be ordered separately. Total free lengths of power and data cables: approx. 6 m. Material: Aluminum, natural anodized or powder coated white RAL 9010, PC/ABS (front cover). | | | | | |
| Pole, one-sided with data cables | Anodized | 2150+2000/68/89 | 1 | 3606480445897 | INS41400 |
| | White | | | 3606480446009 | INS41401 |
| Free-standing and movable service pole, one-sided. Pre-wired, configured with 3 x double outlets, Swiss standard, with 1.5 mm ² cable, and 2 x AMP blind mounting plate. Including plastic front cover, flexible conduit with adaptor, strain relief and mounting instruction. Length of flexible conduit 2.0 m, action radius 1.5 m from the connection point in the ceiling. Earthed. Foot to be ordered separately. Total free lengths of power cable : approx. 6 m. Material: Aluminum, natural anodized or powder coated white RAL 9010, PC/ABS (front cover). | | | | | |
| Pole, one-sided without data cables | Anodized | 2150+2000/68/89 | 1 | 3606480446115 | INS41402 |
| | White | | | 3606480446146 | INS41403 |
| Pole, free-standing, one-sided, pre-defined/pre-wired | | | | | |
| Free-standing and movable service pole, one-sided. Pre-wired, configured with 3 x double outlets, side-earthed, with cable, and 2 x Cat 6A S/FTP with cable. Including plastic front cover, flexible conduit with adaptor, strain relief and mounting instruction. Length of flexible conduit 2.0 m, action radius 1.5 m from the connection point in the ceiling. Earthed. Foot to be ordered separately. External cables: one unshielded 3 x 1.5 mm ² cable with side-earthed plug, 2.0 m free length, and two Cat 6A S/FTP data cables with RJ45 plugs, 6.0 m free length. Material: Aluminium, natural anodized or powder coated white RAL 9010, PC/ABS (front cover). | | | | | |
| Pole, two-sided | Pole, two-sided | 2150+2000/116/90 | 1 | 3606489487720 | INS40470 |
| | | | | 3606489487737 | INS40471 |
| Pole, free-standing, two-sided, pre-defined/pre-wired | | | | | |
| Free-standing and movable service pole, two-sided. Pre-wired, each side configured with 3 x double outlets, side-earthed, with cable, and 2 x Cat 6 UTP with cable. Including plastic front cover, flexible conduit with adaptor, strain relief and mounting instruction. Length of flexible conduit 2.0 m, action radius 1.5 m from the connection point in the ceiling. Earthed. Foot to be ordered separately. External cables: one unshielded 3 x 1.5 mm ² cable with side-earthed plug, 2.0 m free length, and four Cat 6 UTP data cables with RJ45 plugs, 6.0 m free length. Material: Aluminium, natural anodized or powder coated white RAL 9010, PC/ABS (front cover). | | | | | |
| Pole, two-sided | Anodized | 2150+2000/116/90 | 1 | 3606485124094 | INS40410 |
| | White | | | 3606485124100 | INS40411 |
| Pole, free-standing, two-sided, pre-defined/pre-wired, DE | | | | | |
| Free-standing and movable service pole, two-sided. Pre-wired, each side configured with 3 x double outlets, side-earthed, with cables, and 2 x Cat 6 STP with cables. Including plastic front cover, flexible conduit with adaptor, strain relief and mounting instruction. Length of flexible conduit 2.0 m, action radius 1.5 m from the connection point in the ceiling. Earthed. Foot to be ordered separately. External cables: two unshielded 3x1.5 mm ² cables with side-earthed plug, 6.0 m free length, and four Cat 6 STP data cables with RJ45 plugs, 6.0 m free length. Material: Aluminum, natural anodized or powder coated white RAL 9010, PC/ABS (front cover). | | | | | |
| Pole, two-sided | Anodized | 2150+2000/116/90 | 1 | 3606480486623 | INS42410 |
| | White | | | 3606480486630 | INS42411 |

Pre-wired poles, one and two-sided


| Type | Colour | Dimensions ^a A/B/C (mm) | Qty per package | EAN code | Ref. No. |
|---|-------------------|---------------------------------------|-----------------|--------------------------------|------------------------------------|
| Pole, free-standing, two-sided, pre-defined/pre-wired, CH | | | | | |
| Free-standing and movable service pole, two-sided. Pre-wired, each side configured with 3 x double outlets, Swiss standard, with 1.5 mm ² cable, and 2 x Cat 6 STP with cable. Including plastic front cover, flexible conduit with adaptor, strain relief and mounting instruction. Length of flexible conduit 2.0 m, action radius 1.5 m from the connection point in the ceiling. Earthed. Foot to be ordered separately. Total cable lengths of power and data cables: 10 m. Material: Aluminum, natural anodized or powder coated white RAL 9010, PC/ABS (front cover). | | | | | |
| Pole, one-sided with data cables | Anodized White | 2150+2000/116/90 | 1 | 3606480445729 3606480445736 | INS41420 INS41421 |
| Pole, free-standing, two-sided, pre-defined/pre-wired | | | | | |
| Free-standing and movable service pole, two-sided. Pre-wired, each side configured with 3 x double outlets, Swiss standard, with 1.5 mm ² cable, and 2 x AMP blind mounting plate. Including plastic front cover, flexible conduit with adaptor, strain relief and mounting instruction. Length of flexible conduit 2.0 m, action radius 1.5 m from the connection point in the ceiling. Earthed. Foot to be ordered separately. Total cable lengths of power cables: approx. 6 m. Material: Aluminum, natural anodized or powder coated white RAL 9010, PC/ABS (front cover). | | | | | |
| Pole, one-sided without data cables | Anodized White | 2150+2000/116/90 | 1 | 3606480445743 3606480445750 | INS41422 INS41423 |
| Pole, free-standing, two-sided, pre-defined/pre-wired | | | | | |
| Free-standing and movable service pole, two-sided. Pre-wired, each side configured with 3 x double outlets, side-earthed, with cable, and 2 x Cat 6A S/FTP with cable. Including plastic front cover, flexible conduit with adaptor, strain relief and mounting instruction. Length of flexible conduit 2.0 m, action radius 1.5 m from the connection point in the ceiling. Earthed. Foot to be ordered separately. External cables: one unshielded 3 x 1.5 mm ² cable with side-earthed plug, 2.0 m free length, and four Cat 6A S/FTP data cables with RJ45 plugs, 6.0 m free length. Material: Aluminium, natural anodized or powder coated white RAL 9010, PC/ABS (front cover). | | | | | |
| Pole, two-sided | Anodized White | 2150+2000/116/90 | 1 | 3606489487744 3606489487751 | INS40472 INS40473 |

| Pole, customer specified/pre-wired | | | | | |
|--|----------|-----------------|---|---|--------------------|
| One-sided or two-sided service pole according to special customer order. Free-standing or tension-mounted, pre-wired. Can be specified in optional length, surface treatment and configuration. Implies a detailed specification. Including mounting instruction and electrical wiring diagram with dimensions. Earthed. Foot for free-standing pole to be ordered separately. Material: Aluminium. | | | | | |
| One-sided, acc. to customer spec. | Optional | Optional/68/89 | — | — | GCR_CMS9314 |
| Two-sided, acc. to customer spec. | Optional | Optional/116/90 | — | — | GCR_CMS9315 |

Empty poles, one and two-sided

| | | | | | |
|--|-------------------|------------------|---|--------------------------------|------------------------------------|
| Pole, tension-mounted, one-sided, empty | | | | | |
| Free-standing and tension-mounted service pole, one-sided. Empty without outlets and cables. Including plastic front cover, ceiling fixing, ceiling frame, stop end, floor fixing, floor fixing plate (zinc), earthing terminals and mounting instruction. Adjustability of ceiling fixing 400 mm. Material: Aluminium, natural anodized or powder coated white RAL 9010, PC/ABS (front cover). | | | | | |
| Pole, one-sided | Anodized White | 2700-3100/68/89 | 1 | 3606480214950 3606480214967 | INS40406 INS40407 |
| Pole, one-sided | Anodized White | 3100-3500/68/89 | 1 | 3606480542954 3606480542961 | INS41006 INS41007 |
| Pole, one-sided | Anodized White | 3500-3900/68/89 | 1 | 3606480542978 3606480542985 | INS41008 INS41009 |
| Pole, tension-mounted, one sided, empty, for Australian market. | | | | | |
| Free-standing and tension-mounted service pole, one-sided. Empty without outlets and cables. Including plastic front cover, ceiling fixing, ceiling frame, stop end, floor fixing, floor fixing plate (zinc), earth clamps and mounting instruction. Adjustability of ceiling fixing 400 mm. Material: Aluminium, natural anodized, PC/ABS (front cover). | | | | | |
| Pole, one-sided | Anodized | 2700-3100/68/89 | 1 | 3606480701016 | INS43406 |
| Pole, tension-mounted, two-sided, empty | | | | | |
| Free-standing and tension-mounted service pole, two-sided. Empty without outlets and cables. Including plastic front cover, ceiling fixing, ceiling frame, stop end, floor fixing, floor fixing plate (zinc), two earthing terminals and mounting instruction. Adjustability of ceiling fixing 400 mm. Material: Aluminium, natural anodized or powder coated white RAL 9010, PC/ABS (front cover). | | | | | |
| Pole, two-sided | Anodized White | 2700-3100/116/90 | 1 | 3606480214998 3606480215001 | INS40416 INS40417 |
| Pole, two-sided | Anodized White | 3100-3500/116/90 | 1 | 3606480543012 3606480543029 | INS41016 INS41017 |

Empty poles, one and two-sided



P116620
P116625

Pole, tension-mounted, two-sided, empty, for Australian market.

Free-standing and tension-mounted service pole, two-sided. Empty without outlets and cables. Including plastic front cover, ceiling fixing, ceiling frame, stop end, floor fixing, floor fixing plate (zinc), earth clamps and mounting instruction. Adjustability of ceiling fixing 400 mm.

Material: Aluminium, natural anodized, PC/ABS (front cover).

| | | | | | |
|-----------------|----------|------------------|---|---------------|-----------------|
| Pole, two-sided | Anodized | 2700-3100/116/90 | 1 | 3606480701023 | INS43416 |
|-----------------|----------|------------------|---|---------------|-----------------|



P133002
P133005

Pole, free-standing, one-sided, empty

Free-standing and movable service pole, one-sided. Empty without outlets and cables. Including plastic front cover, flexible conduit with adaptor, earthing terminals and mounting instruction. Length of flexible conduit 2.0 m, action radius 1.5 m from the connection point in the ceiling. Foot to be ordered separately.

Material: Aluminium, natural anodized or powder coated white RAL 9010, PC/ABS (front cover).

| | | | | | |
|-----------------|----------|-----------------|---|---------------|-----------------|
| Pole, one-sided | Anodized | 2150+2000/68/89 | 1 | 3606480214936 | INS40402 |
| | White | | | 3606480214943 | INS40403 |

Pole, free-standing, one-sided, empty, for Australian market.

Free-standing and movable service pole, one-sided. Empty without outlets and cables. Including plastic front cover, flexible conduit with adaptor, earth clamps and mounting instruction. Length of flexible conduit 2.0 m, action radius 1.5 m from the connection point in the ceiling. Foot to be ordered separately.

Material: Aluminium, natural anodized, PC/ABS (front cover).

| | | | | | |
|-----------------|----------|-----------------|---|---------------|-----------------|
| Pole, one-sided | Anodized | 2150+2000/68/89 | 1 | 3606480701009 | INS43402 |
|-----------------|----------|-----------------|---|---------------|-----------------|

Pole, free-standing, two-sided, empty

Free-standing and movable service pole, two-sided. Empty without outlets and cables. Including plastic front cover, flexible conduit with adaptor, two earthing terminals and mounting instruction. Length of flexible conduit 2.0 m, action radius 1.5 m from the connection point in the ceiling. Foot to be ordered separately.

Material: Aluminium, natural anodized or powder coated white RAL 9010, PC/ABS (front cover).

| | | | | | |
|-----------------|----------|------------------|---|---------------|-----------------|
| Pole, two-sided | Anodized | 2150+2000/116/90 | 1 | 3606480214974 | INS40412 |
| | White | | | 3606480214981 | INS40413 |

Pole, free-standing, two-sided, empty, for Australian market.

Free-standing and movable service pole, two-sided. Empty without outlets and cables. Including plastic front cover, flexible conduit with adaptor, earth clamps and mounting instruction. Length of flexible conduit 2.0 m, action radius 1.5 m from the connection point in the ceiling. Foot to be ordered separately.

Material: Aluminium, natural anodized, PC/ABS (front cover).

| | | | | | |
|-----------------|----------|------------------|---|---------------|-----------------|
| Pole, two-sided | Anodized | 2150+2000/116/90 | 1 | 3606480701030 | INS43412 |
|-----------------|----------|------------------|---|---------------|-----------------|

Pre-wired poles with one, two and four boxes

| Type | Colour | Dimensions ^a A/B/C (mm) ^s | Qty per package | EAN code | Ref. No. |
|--|-------------------|--|-----------------|--------------------------------|------------------------------------|
| Pole, tension-mounted, with one box, pre-defined/pre-wired | | | | | |
| Service pole for tension mounting between floor and ceiling, provided with one installation box. Pre-wired, configured with 3 x double outlets, side-earthed, with cable, and 2 x Cat 6 UTP with cable. Including ceiling fixing, ceiling frame, stop end, floor fixing, floor fixing plate (zinc) and mounting instruction. Adjustability of ceiling fixing 400 mm. Earthed. External cables: one unshielded 3 x 1.5 mm ² cable with side-earthed plug, 3.5 m free length, and two Cat 6 UTP data cables with RJ45 plugs, 7.5 m free length. Material: Aluminium, natural anodized or powder coated white RAL 9010. | | | | | |
| Pole with one box | Anodized White | 2700-3100/85/73 | 1 | 3606485124155 3606485124162 | INS40424 INS40425 |
| Pole with one box | Anodized White | 3100-3500/85/73 | 1 | 3606480543036 3606480543043 | INS41024 INS41025 |
| Pole, tension-mounted, with one box, pre-defined/pre-wired, DE | | | | | |
| Service pole for tension mounting between floor and ceiling, provided with one installation box. Pre-wired, configured with 3 x double outlets, side-earthed, with cable, and 2 x Cat 6 STP with cable. Including ceiling fixing, ceiling frame, stop end, floor fixing, floor fixing plate (zinc) and mounting instruction. Adjustability of ceiling fixing 400 mm. Earthed. External cables: one unshielded 3 x 1.5 mm ² cable with side-earthed plug, 3.5 m free length, and two Cat 6 STP data cables with RJ45 plugs, 7.5 m free length. Material: Aluminum, natural anodized or powder coated white RAL 9010. | | | | | |
| Pole with one box | Anodized White | 2700-3100/85/73 | 1 | 3606480488450 3606480488467 | INS42424 INS42425 |
| Pole, free-standing, with one box, pre-defined/pre-wired | | | | | |
| Free-standing and movable service pole, provided with one installation box. Pre-wired, configured with 3 x double outlets, side-earthed, with cable, and 2 x Cat 6A S/FTP with cable. Including flexible conduit with adaptor and mounting instruction. Length of flexible conduit 2.0 m, action radius 1.5 m from the connection point in the ceiling. Earthed. Foot to be ordered separately. External cables: one unshielded 3 x 1.5 mm ² cable with side-earthed plug, 2.0 m free length, and two Cat 6A S/FTP data cables with RJ45 plugs, 6.0 m free length. Material: Aluminium, natural anodized or powder coated white RAL 9010. | | | | | |
| Pole with one box | Anodized White | 2150+2000/85/73 | 1 | 3606489487775 3606489487768 | INS40474 INS40475 |
| Pole, tension-mounted, with two boxes, pre-defined/pre-wired | | | | | |
| Service pole for tension mounting between floor and ceiling, provided with two installation boxes. Pre-wired, each box configured with 3 x double outlets, side-earthed, with cable, and 2 x Cat 6 UTP with cable. Including ceiling fixing, ceiling frame, stop end, floor fixing, floor fixing plate (zinc) and mounting instruction. Adjustability of ceiling fixing 400 mm. Earthed. External cables: one unshielded 3 x 1.5 mm ² cable with side-earthed plug, 3.5 m free length, and four Cat 6 UTP data cables with RJ45 plugs, 7.5 m free length. Material: Aluminium, natural anodized or powder coated white RAL 9010. | | | | | |
| Pole with two boxes | Anodized White | 2700-3100/104/140 | 1 | 3606485124193 3606485124209 | INS40434 INS40435 |
| Pole with two boxes | Anodized White | 3100-3500/104/140 | 1 | 3606480543074 3606480543081 | INS41034 INS41035 |
| Pole, tension-mounted, with two boxes, pre-defined/pre-wired, DE | | | | | |
| Service pole for tension mounting between floor and ceiling, provided with two installation boxes. Pre-wired, each box configured with 3 x double outlets, side-earthed, with cable, and 2 x Cat 6 STP with cable. Including ceiling fixing, ceiling frame, stop end, floor fixing, floor fixing plate (zinc) and mounting instruction. Adjustability of ceiling fixing 400 mm. Earthed. External cables: one unshielded 3 x 1.5 mm ² cable with side-earthed plug, 3.5 m free length, and four Cat 6 STP data cables with RJ45 plugs, 7.5 m free length. Material: Aluminum, natural anodized or powder coated white RAL 9010. | | | | | |
| Pole with two boxes | Anodized White | 2700-3100/104/140 | 1 | 3606480489570 3606480489587 | INS42434 INS42435 |
| Pole, free-standing, with two boxes, pre-defined/pre-wired | | | | | |
| Free-standing and movable service pole, provided with two installation boxes. Pre-wired, each box configured with 3 x double outlets, side-earthed, with cable, and 2 x Cat 6A S/FTP with cable. Including flexible conduit with adaptor and mounting instruction. Length of flexible conduit 2.0 m, action radius 1.5 m from the connection point in the ceiling. Earthed. Foot to be ordered separately. External cables: one unshielded 3 x 1.5 mm ² cable with side-earthed plug, 2.0 m free length, and four Cat 6A S/FTP data cables with RJ45 plugs, 6.0 m free length. Material: Aluminium, natural anodized or powder coated white RAL 9010. | | | | | |
| Pole with two boxes | Anodized White | 2150+2000/104/140 | 1 | 3606489487782 3606489487799 | INS40476 INS40477 |

Pre-wired poles with one, two and four boxes

| Type | Colour | Dimensions* A/B/C (mm) | Qty per package | EAN code | Ref. No. |
|---|-------------------|---------------------------|-----------------|--------------------------------|------------------------------------|
| Pole, tension-mounted, with four boxes, pre-defined/pre-wired | | | | | |
| Service pole for tension mounting between floor and ceiling, provided with four installation boxes. Pre-wired, each box configured with 3 x double outlets, side-earthed, with cable, and 2 x Cat 6 UTP with cable. Including ceiling fixing, ceiling frame, stop end, floor fixing, floor fixing plate (zinc) and mounting instruction. Adjustability of ceiling fixing 400 mm. Earthed. External cables: two unshielded 3 x 1.5 mm ² cables with side-earthed plugs, 3.5 m free length, and eight Cat 6 UTP data cables with RJ45 plugs, 7.5 m free length. Material: Aluminium, natural anodized or powder coated white RAL 9010. | | | | | |
| Pole with four boxes | Anodized White | 2700-3100/149/140 | 1 | 3606485124230 3606485124247 | INS40444 INS40445 |
| Pole, tension-mounted, with four boxes, pre-defined/pre-wired, DE | | | | | |
| Service pole for tension mounting between floor and ceiling, provided with four installation boxes. Pre-wired, each box configured with 3 x double outlets, side-earthed, with cable, and 2 x Cat 6 STP with cable. Including ceiling fixing, ceiling frame, stop end, floor fixing, floor fixing plate (zinc) and mounting instruction. Adjustability of ceiling fixing 400 mm. Earthed. External cables: four unshielded 3 x 1.5 mm ² cables with side-earthed plugs, 7.5 m free length, and eight Cat 6 STP data cables with RJ45 plugs, 7.5 m free length. Material: Aluminum, natural anodized or powder coated white RAL 9010. | | | | | |
| Pole with four boxes | Anodized White | 2700-3100/149/140 | 1 | 3606480489617 3606480489624 | INS42444 INS42445 |
| Pole, free-standing, with four boxes, pre-defined/pre-wired | | | | | |
| Free-standing and movable service pole, provided with four installation boxes. Pre-wired, each box configured with 3 x double outlets, side-earthed, with cable, and 2 x Cat 6A S/FTP with cable. Including flexible conduit with adaptor and mounting instruction. Length of flexible conduit 2.0 m, action radius 1.5 m from the connection point in the ceiling. Earthed. Foot to be ordered separately. External cables: two unshielded 3 x 1.5 mm ² cables with side-earthed plugs, 2.0 m free length, and eight Cat 6A S/FTP data cables with RJ45 plugs, 6.0 m free length. Material: Aluminium, natural anodized or powder coated white RAL 9010. | | | | | |
| Pole with four boxes | Anodized White | 2150+2000/149/140 | 1 | 3606489487805 3606489487812 | INS40478 INS40479 |
| Pole, tension-mounted, with four boxes, pre-defined/pre-wired, CH | | | | | |
| Service pole for tension mounting between floor and ceiling, provided with four installation boxes. Pre-wired, each box configured with 3 x double outlets, Swiss standard, with two 1.5 mm ² cables, and 2 x Cat 6 STP with cable. Including ceiling fixing, ceiling frame, stop end, floor fixing, floor fixing plate (zinc) and mounting instruction. Adjustability of ceiling fixing 400 mm. Earthed. Total free cable lengths of power and data cables: approx. 8 m. Material: Aluminum, natural anodized or powder coated white RAL 9010. | | | | | |
| Pole with four boxes with data cables | Anodized White | 2700-3100/149/140 | 1 | 3606480445804 3606480445811 | INS41440 INS41441 |
| Service pole for tension mounting between floor and ceiling, provided with four installation boxes. Pre-wired, each box configured with 3 x double outlets, Swiss standard, with cable, and 2 x AMP blind mounting plates. Including ceiling fixing, ceiling frame, stop end, floor fixing, floor fixing plate (zinc) and mounting instruction. Adjustability of ceiling fixing 400 mm. Earthed. Total free cable lengths of power cables: approx. 8 m. Material: Aluminum, natural anodized or powder coated white RAL 9010. | | | | | |
| Pole with four boxes without data cables | Anodized White | 2700-3100/149/140 | 1 | 3606480445828 3606480445835 | INS41442 INS41443 |
| Pole, free-standing, with one box, pre-defined/pre-wired | | | | | |
| Free-standing and movable service pole, provided with one installation box. Pre-wired, configured with 3 x double outlets, side-earthed, with cable, and 2 x Cat 6 UTP with cable. Including flexible conduit with adaptor and mounting instruction. Length of flexible conduit 2.0 m, action radius 1.5 m from the connection point in the ceiling. Earthed. Foot to be ordered separately. External cables: one unshielded 3 x 1.5 mm ² cable with side-earthed plug, 2.0 m free length, and two Cat 6 UTP data cables with RJ45 plugs, 6.0 m free length. Material: Aluminium, natural anodized or powder coated white RAL 9010. | | | | | |
| Pole with one box | Anodized White | 2150+2000/85/73 | 1 | 3606485124131 3606485124148 | INS40420 INS40421 |
| Pole, free-standing, with one box, pre-defined/pre-wired, DE | | | | | |
| Free-standing and movable service pole, provided with one installation box. Pre-wired, configured with 3 x double outlets, side-earthed, with cable, and 2 x Cat 6 STP with cable. Including flexible conduit with adaptor and mounting instruction. Length of flexible conduit 2.0 m, action radius 1.5 m from the connection point in the ceiling. Earthed. Foot to be ordered separately. External cables: one unshielded 3 x 1.5 mm ² cable with side-earthed plug, 6.0 m free length, and two Cat 6 STP data cables with RJ45 plugs, 6.0 m free length. Material: Aluminum, natural anodized or powder coated white RAL 9010. | | | | | |
| Pole with one box | Anodized White | 2150+2000/85/73 | 1 | 3606480488320 3606480488337 | INS42420 INS42421 |

Pre-wired poles with one, two and four boxes

| Type | Colour | Dimensions ^a A/B/C (mm) | Qty per package | EAN code | Ref. No. |
|---|----------|---------------------------------------|-----------------|---------------|--------------------|
| Pole, free-standing, with two boxes, pre-defined/pre-wired | | | | | |
| Free-standing and movable service pole, provided with two installation boxes. Pre-wired, each box configured with 3 x double outlets, side-earthed, with cable, and 2 x Cat 6 UTP with cable. Including flexible conduit with adaptor and mounting instruction. Length of flexible conduit 2.0 m, action radius 1.5 m from the connection point in the ceiling. Earthed. Foot to be ordered separately. External cables: one unshielded 3 x 1.5 mm ² cable with side-earthed plug, 2.0 m free length, and four Cat 6 UTP data cables with RJ45 plugs, 6.0 m free length. Material: Aluminium, natural anodized or powder coated white RAL 9010. | | | | | |
| Pole with two boxes | Anodized | 2150+2000/104/140 | 1 | 3606485124179 | INS40430 |
| | White | | | 3606485124186 | INS40431 |
| Pole, free-standing, with two boxes, pre-defined/pre-wired, DE | | | | | |
| Free-standing and movable service pole, provided with two installation boxes. Pre-wired, each box configured with 3 x double outlets, side-earthed, with cable, and 2 x Cat 6 STP with cable. Including flexible conduit with adaptor and mounting instruction. Length of flexible conduit 2.0 m, action radius 1.5 m from the connection point in the ceiling. Earthed. Foot to be ordered separately. External cables: two unshielded 3 x 1.5 mm ² cables with side-earthed plugs, 6.0 m free length, and four Cat 6 STP data cables with RJ45 plugs, 6.0 m free length. Material: Aluminum, natural anodized or powder coated white RAL 9010. | | | | | |
| Pole with two boxes | Anodized | 2150+2000/104/140 | 1 | 3606480489556 | INS42430 |
| | White | | | 3606480489563 | INS42431 |
| Pole, free-standing, with four boxes, pre-defined/pre-wired | | | | | |
| Free-standing and movable service pole, provided with four installation boxes. Pre-wired, each box configured with 3 x double outlets, side-earthed, with cable, and 2 x Cat 6 UTP with cable. Including flexible conduit with adaptor and mounting instruction. Length of flexible conduit 2.0 m, action radius 1.5 m from the connection point in the ceiling. Earthed. Foot to be ordered separately. External cables: two unshielded 3 x 1.5 mm ² cables with side-earthed plugs, 2.0 m free length, and eight Cat 6 UTP data cables with RJ45 plugs, 6.0 m free length. Material: Aluminium, natural anodized or powder coated white RAL 9010. | | | | | |
| Pole with four boxes | Anodized | 2150+2000/149/140 | 1 | 3606485124216 | INS40440 |
| | White | | | 3606485124223 | INS40441 |
| Pole, free-standing, with four boxes, pre-defined/pre-wired, DE | | | | | |
| Free-standing and movable service pole, provided with four installation boxes. Pre-wired, each box configured with 3 x double outlets, side-earthed, with cable, and 2 x Cat 6 STP with cable. Including flexible conduit with adaptor and mounting instruction. Length of flexible conduit 2.0 m, action radius 1.5 m from the connection point in the ceiling. Earthed. Foot to be ordered separately. External cables: four unshielded 3 x 1.5 mm ² cables with side-earthed plugs, 6.0 m free length, and eight Cat 6 STP data cables with RJ45 plugs, 6.0 m free length. Material: Aluminum, natural anodized or powder coated white RAL 9010. | | | | | |
| Pole with four boxes | Anodized | 2150+2000/149/140 | 1 | 3606480489594 | INS42440 |
| | White | | | 3606480489600 | INS42441 |
| Pole, customer specified/pre-wired | | | | | |
| Service pole according to special customer order. The pole is available with one, two or four installation boxes. Free-standing or tension-mounted, pre-wired. Can be specified in optional length, surface treatment and configuration. Implies a detailed specification. Including mounting instruction and electrical wiring diagram with dimensions. Earthed. Foot for free-standing pole to be ordered separately. Material: Aluminium. | | | | | |
| With 1 box, acc. to customer spec. | Optional | Optional/85/73 | — | — | GCR_CMS9316 |
| With 2 boxes, acc. to customer spec. | Optional | Optional/104/140 | — | — | GCR_CMS9319 |
| With 4 boxes, acc. to customer spec. | Optional | Optional/149/140 | — | — | GCR_CMS9320 |

Empty poles with one, two and four boxes

P116922, P116933
P116936



| Type | Colour | Dimensions ^a A/B/C (mm) |  | Qty per package | EAN code | Ref. No. |
|------|--------|---------------------------------------|---|-----------------|----------|----------|
|------|--------|---------------------------------------|---|-----------------|----------|----------|

Pole, tension-mounted, with one box, empty

Service pole for tension mounting between floor and ceiling, provided with one installation box. Installation box height 558 mm. Empty without outlets and cables. Including plastic front cover, ceiling fixing, ceiling frame, stop end, floor fixing, floor fixing plate (zinc), four earthing terminals and mounting instruction. Adjustability of ceiling fixing 400 mm.
Material: Aluminium, natural anodized or powder coated white RAL 9010.

| | | | | | |
|-------------------|----------|-----------------|---|---------------|-----------------|
| Pole with one box | Anodized | 2700-3100/85/73 | 1 | 3606480215032 | INS40426 |
| | White | | | 3606480215049 | INS40427 |
| Pole with one box | Anodized | 3100-3500/85/73 | 1 | 3606480543050 | INS41026 |
| | White | | | 3606480543067 | INS41027 |

Pole, tension-mounted, with two boxes, empty

Service pole for tension mounting between floor and ceiling, provided with two installation boxes. Installation box height 558 mm. Empty without outlets and cables. Including plastic front cover, ceiling fixing, ceiling frame, stop end, floor fixing, floor fixing plate (zinc), four earthing terminals and mounting instruction. Adjustability of ceiling fixing 400 mm.
Material: Aluminium, natural anodized or powder coated white RAL 9010.

| | | | | | |
|---------------------|----------|-------------------|---|---------------|-----------------|
| Pole with two boxes | Anodized | 2700-3100/104/140 | 1 | 3606480215070 | INS40436 |
| | White | | | 3606480215087 | INS40437 |
| Pole with two boxes | Anodized | 3100-3500/104/140 | 1 | 3606480543098 | INS41036 |
| | White | | | 3606480543104 | INS41037 |

Pole, tension-mounted, with four boxes, empty

Service pole for tension mounting between floor and ceiling, provided with four installation boxes. Installation box height 558 mm. Empty without outlets and cables. Including plastic front cover, ceiling fixing, ceiling frame, stop end, floor fixing, floor fixing plate (zinc), four earthing terminals and mounting instruction. Adjustability of ceiling fixing 400 mm.
Material: Aluminium, natural anodized or powder coated white RAL 9010.

| | | | | | |
|----------------------|----------|-------------------|---|---------------|-----------------|
| Pole with four boxes | Anodized | 2700-3100/149/140 | 1 | 3606480215117 | INS40446 |
| | White | | | 3606480215124 | INS40447 |
| Pole with four boxes | Anodized | 3100-3500/149/140 | 1 | 3606480543111 | INS41046 |
| | White | | | 3606480543128 | INS41047 |

Pole, free-standing, with one box, empty

Free-standing and movable service pole, provided with one installation box. Installation box height 558 mm. Empty without outlets and cables. Including plastic front cover, flexible conduit with adaptor, earthing terminal and mounting instruction. Length of flexible conduit 2.0 m, action radius 1.5 m from the connection point in the ceiling. Foot to be ordered separately.
Material: Aluminium, natural anodized or powder coated white RAL 9010.

| | | | | | |
|-------------------|----------|-----------------|---|---------------|-----------------|
| Pole with one box | Anodized | 2150+2000/85/73 | 1 | 3606480215018 | INS40422 |
| | White | | | 3606480215025 | INS40423 |

Pole, free-standing, with two boxes, empty

Free-standing and movable service pole, provided with two installation boxes. Installation box height 558 mm. Empty without outlets and cables. Including plastic front cover, flexible conduit with adaptor, earthing terminal and mounting instruction. Length of flexible conduit 2.0 m, action radius 1.5 m from the connection point in the ceiling. Foot to be ordered separately.
Material: Aluminium, natural anodized or powder coated white RAL 9010.

| | | | | | |
|---------------------|----------|-------------------|---|---------------|-----------------|
| Pole with two boxes | Anodized | 2150+2000/104/140 | 1 | 3606480215056 | INS40432 |
| | White | | | 3606480215063 | INS40433 |

Pole, free-standing, with four boxes, empty

Free-standing and movable service pole, provided with four installation boxes. Installation box height 558 mm. Empty without outlets and cables. Including plastic front cover, flexible conduit with adaptor, earthing terminal and mounting instruction. Length of flexible conduit 2.0 m, action radius 1.5 m from the connection point in the ceiling. Foot to be ordered separately.
Material: Aluminium, natural anodized or powder coated white RAL 9010.

| | | | | | |
|----------------------|----------|-------------------|---|---------------|-----------------|
| Pole with four boxes | Anodized | 2150+2000/149/140 | 1 | 3606480215094 | INS40442 |
| | White | | | 3606480215100 | INS40443 |

P135066
P135063



P140083
P135070



Service poles, wall-mounted

P111401
P111400



| Type | Colour | Dimensions A/B/C (mm) | Qty per package | EAN code | Ref. No. |
|------|--------|-----------------------|-----------------|----------|----------|
|------|--------|-----------------------|-----------------|----------|----------|

Empty service pole

Empty service pole for wall-mounting. Including plastic front cover, two stop ends, earthing terminal and mounting instruction. The stop ends are provided with two break-out sections for OptiLine mini-trunking, 18 x 35 and 25 x 60 respectively. Wiring devices can be placed along the whole pole length. Supplied without wiring devices or cables. **NOTE!** Wall poles have a reduced installation depth and are not compatible with 3-phase distribution blocks, distribution block IDC, junction box and DIN enclosure. Material: Aluminium, natural anodized or powder coated white RAL 9010, PC/ABS (front cover).

| | | | | | |
|--------------------|----------|------------|---|---------------|-----------------|
| Pole, wall-mounted | Anodized | 2000/52/90 | 1 | 3606485124254 | INS40450 |
| | White | | | 3606485124261 | INS40451 |
| Pole, wall-mounted | Anodized | 2700/52/90 | 1 | 3606480543135 | INS41050 |
| | White | | | 3606480543142 | INS41051 |

P119912
P119913



Empty service pole, flush mounted

Empty service pole for flush wall-mounting. Including plastic front cover, earthing terminal and mounting instruction. Wiring devices can be placed along the whole pole length. Earthed, supplied without wiring devices or cables. Material: Aluminium, natural anodized or powder coated white RAL 9010, PC/ABS (front cover).









| | | | | | |
|--------------------------|----------|------------|---|---------------|-----------------|
| Pole, flush wall-mounted | Anodized | 2008/60/80 | 1 | 3606485124278 | INS40460 |
| | White | | | 3606485124285 | INS40461 |
| Pole, flush wall-mounted | Anodized | 2708/60/80 | 1 | 3606480543159 | INS41060 |
| | White | | | 3606480543166 | INS41061 |

Pole, customer specified/pre-wired

Wall-mounted service pole according to special customer order. Pre-wired. Can be specified in optional length, surface treatment and configuration. **NOTE!** Cannot be equipped with 3-phase distribution blocks, distribution block IDC, junction box or DIN enclosure. Implies a detailed specification. Including mounting instruction and electrical wiring diagram with dimensions. Earthed. Material: Aluminium.

| | | | | | |
|--|----------|----------------|---|---|--------------------|
| Wall-mounted, acc. to customer spec. | Optional | Optional/52/90 | — | — | GCR_CMS9321 |
| Flush wall-mounted, acc. to customer spec. | Optional | Optional/60/80 | — | — | GCR_CMS9329 |












Accessories for service poles

| Type | Colour | Dimensions ^a A/B/C (mm) | Qty per package | EAN code | Ref. No. |
|---|----------------|---------------------------------------|-----------------|---------------|------------------|
| Front covers | | | | | |
| Front cover to be snap-fitted in service poles with a 50 mm front opening. Aluminium covers provided with earthing slots. Supplied with protective foil, in lengths of 2.5 m. Material: Aluminium, natural anodized or powder coated white RAL 9010, or PC/ABS. | | | | | |
| P103977  | White | 50/17/2500 | 25 m | 3606485123974 | INS13900 |
| P106222  | Anodized | 50/17/2500 | 25 m | 3606485124025 | INS13950 |
| P103977  | White | 50/13/2500 | 30 m | 3606485123431 | INS12900 |
| P106223  | Dark grey | 50/13/2500 | 30 m | 3606485123448 | INS12901 |
| Foot for free-standing, movable pole | | | | | |
| Rectangular foot for free-standing, movable pole, to be fixed to the bottom plate of the pole by means of two M6 bolts (included). The foot is provided with a steel clamp that can be unfolded for extra support. When not in use, the clamp lies protected in a recess underneath the foot. Specially suited in applications close to the wall or when two poles are positioned back to back. Material: Cast iron, painted. | | | | | |
| P86528  | Grey | 33/250/346 | 1 | 3606480030598 | ISM20809 |
| Foot for free-standing, movable pole | | | | | |
| Round foot for free-standing, movable poles, to be fixed to the bottom plate of the pole by means of two M6 bolts (included). Suitable both for one and two-sided poles. Material: Cast iron, painted. | | | | | |
| P86529  | Grey | 29/Ø317 | 1 | 3606480030581 | ISM20808 |
| Ceiling frame | | | | | |
| Ceiling frame intended to lead flexible conduit through false ceiling. To be mounted in circular hole, Ø125 mm, by using three included clamps. Also including a slotted plastic plate to be used to lock the flexible conduit, which is fixed by cable ties. The plate can also be used as a drill template for entrance hole Ø125 mm. Material: PC/ABS. | | | | | |
| P86527  | Polar white | 89/Ø161 | 1 | 3606480682216 | ISM20812P |
| Ceiling frame | | | | | |
| Ceiling frame for one-sided or two-sided poles. Covers the edge of the hole in a false ceiling. Self-sticking. Material: PS (polystyrene). | | | | | |
| P86532  | Polar white | 1/108/129 | 1 | 3606480682193 | ISM20810P |
| P86531  | Polar white | 1/156/130 | 1 | 3606480682209 | ISM20811P |
| Cable tray fixing | | | | | |
| Cable tray fixing including fixing material, intended to connect flexible conduit to cable tray. Gripping around cable tray. Material: Steel, powder coated white RAL 9010. | | | | | |
| P86524  | White | 100/15/70 | 1 | 3606480030635 | ISM20813 |
| Cable tray fixing | | | | | |
| Cable tray fixing including fixing material, intended to connect a service pole to cable tray or cable ladder. Allows a flexible connection of the pole in various directions. Material: Steel, powder coated white RAL 9010. | | | | | |
| P92607  | White | 75/56/85 | 1 | 3606480068638 | INS40800 |
| | White | 75/70/95 | 1 | 3606480030215 | ISM20554 |
| Cable tray fixing | | | | | |
| Cable tray fixing to be clamped onto the edge of a cable tray or feeder trunking in the ceiling. Including screws. Can be mounted anywhere along the pole length. Maximum material thickness of tray/trunking at fixing point = 10 mm. Material: Aluminium, powder coated white RAL 9010. | | | | | |
| P86530  | White | 75/50/120 | 1 | 3606480030642 | ISM20814 |
| Ceiling fixing | | | | | |
| Ceiling fixing intended to connect flexible conduit to ceiling or wall. Fixings not included. Material: Aluminium, powder coated white RAL 9010. | | | | | |
| P86526  | White RAL 9010 | 50/156/90 | 1 | 3606480030666 | ISM20816 |

Accessories for service poles

| Type | Colour | Dimensions ^A A/B/C (mm) |  | Qty per package | EAN code | Ref. No. |
|--|--------|---------------------------------------|---|-----------------|---------------|-----------------|
| Wall bracket | | | | | | |
| Upper wall bracket for poles with one or two boxes. Screws for fixing the pole are included. Material: Steel, powder coated white RAL 9010 or grey. | | | | | | |
| Upper wall bracket | White | 38/51/57 | | 1 | 3606481213846 | INS40480 |
| Upper wall bracket | Grey | 38/51/57 | | 1 | 3606481218957 | INS40483 |
| Wall bracket | | | | | | |
| Upper wall bracket for one-sided poles. Screws for fixing the pole are included. Material: Steel, powder coated white RAL 9010 or grey | | | | | | |
| Upper wall bracket for one-sided pole | White | 38/42/94 | | 1 | 3606481213853 | INS40481 |
| Upper wall bracket for one-sided pole | Grey | 38/42/94 | | 1 | 3606481218964 | INS40484 |
| Upper wall bracket for one-sided poles. The pole will be positioned 25 mm from the wall to avoid interference with false ceiling frames. Screws for fixing the pole are included. To be used together with lower wall bracket INS40486. Material: Steel, powder coated. | | | | | | |
| Upper wall bracket for Optiline 45 and 50 poles | White | 38/56/94 | | 1 | 3606489938505 | INS40485 |
| Lower wall/floor bracket | | | | | | |
| Lower wall/floor bracket for Optiline 50 poles. For one-sided poles and poles with one or two boxes. Material: Steel, powder coated grey. | | | | | | |
| Lower wall/floor bracket | Grey | 43/67/40 | | 1 | 3606481213860 | INS40482 |
| Lower wall bracket for one-sided poles and poles with one or two boxes. The pole will be positioned 25 mm from the wall to avoid interference with false ceiling frames. To be used together with upper wall bracket INS40485. Material: Steel, powder coated. | | | | | | |
| Lower wall bracket for Optiline 45 and 50 poles | Grey | 43/80/40 | | 1 | 3606489938512 | INS40486 |
| Busbar fixing | | | | | | |
| Busbar fixing for Ø55 mm conduits, intended to connect flexible conduit to busbar trunking. Material: Steel, powder coated white RAL 9010. | | | | | | |
| Busbar fixing | White | 105/90/70 | | 1 | 3606480030659 | ISM20815 |
| Floor fixing plate | | | | | | |
| Fixing plate to fix tension-mounted poles to the floor by screws. Fixed to the pole by pegs. Material: Steel, electroplated. | | | | | | |
| Floor fixing plate | — | 13/49/60 | | 1 | 3606480567438 | ISM20828 |
| Floor fixing with slot for floor feeder | | | | | | |
| Floor fixing for one or two-sided service pole. Fixed to the floor by screws. With slot for connection of floor feeder 18 x 75 mm. Material: Aluminium, powder coated grey RAL 9007. | | | | | | |
| For one-sided pole | Grey | 38/125/102 | | 1 | 3606480030703 | ISM20820 |
| For two-sided pole | Grey | 38/125/156 | | 1 | 3606480030710 | ISM20821 |

Accessories for service poles

| Type | Colour | Dimensions ^a A/B/C (mm) |  | Qty per package | EAN code | Ref. No. |
|---|--------------|---------------------------------------|---|-----------------|--------------------------------|------------------------------------|
| Floor feeder | | | | | | |
| Floor feeder made up by a base part with three compartments and a cover, supplied in lengths of 2 m. To be used for feeding along the floor to a service pole provided with floor fixing with floor feeder slot. Material: PVC. | | | | | | |
| P86523  | Grey | 18/75/2000 | | 28 m | 3606480030673 | ISM20817 |
| Floor feeder made up by a base part with three compartments and a cover. Supplied in lengths of 2 m. To be used for feeding along the floor to a service pole or post provided with a slotted floor fixing for 18 x 75 mm floor feeder. Material: Aluminium, natural anodized. | | | | | | |
| P111389  | Anodized | 18/75/2000 | | 8 m | 3606480027536 | ISM20857 |
| Floor feeder jointing piece | | | | | | |
| Floor feeder jointing piece to cover joints between floor feeder sections. Material: PVC. | | | | | | |
| P86521  | Grey | 20/50/78 | | 10 | 3606480030680 | ISM20818 |
| Corner feeder piece | | | | | | |
| Corner feeder piece to be used in 90 degree corners between floor feeder sections. Material: PVC. | | | | | | |
| P86522  | Grey | 20/120/120 | | 10 | 3606480030697 | ISM20819 |
| Decorative stripe | | | | | | |
| Decorative stripe to be fitted in the slots along the sides of poles and posts. Supplied in lengths of 5 m. Material: Silicone rubber. | | | | | | |
| P87101  | Grey | 5000/Ø3.5 | | 5 m | 3606480030727 | ISM20822 |
| P87102  | Polar white | 5000/Ø3.5 | | 5 m | 3606480682261 | ISM20823P |
| P87103  | Orange | 5000/Ø3.5 | | 5 m | 3606480030741 | ISM20824 |
| Earthing clamp | | | | | | |
| Earthing clamp to be used for bonding of front cover, base profile and accessories to earth. Material: Steel. | | | | | | |
| P87196  | — | 9/9/9 | | 20 | 3606480028502 | ISM10952 |
| Earthing kit | | | | | | |
| Kit including earth wire with flat pin connectors and earthing clamps. To be used to connect the aluminium front cover to the base profile. | | | | | | |
| P85796  | Yellow/green | L = 200 L = 300 | | 10 10 | 3606480028519 3606480028526 | ISM10953 ISM10954 |
| Earth terminal | | | | | | |
| Earth terminal with OSI interface including two 25 cm cables with flat pin connectors for earth connection of base or cover. Material: PA6. | | | | | | |
| P111190  | — | 20/40/20 | | 10 | 3606485115214 | INS60040 |

OptiLine 50 Poles

Technical description



Technical and Material data


| | | |
|--|---|--|
| Aluminium, extruded | Specification | EN-AW-6063 |
| | Surface treatment | Natural anodizing or powder coating |
| | Colour | White RAL 9010 |
| Aluminium, die cast | Surface treatment | Powder coating |
| | Colour | <ul style="list-style-type: none"> • White RAL 9010 • Grey RAL 9007 |
| | Cast iron | Surface treatment |
| Zinc | Surface treatment | Untreated |
| PC/ABS (polycarbonate/ acrylonitrile butadiene styrene) | Fire rating | UL 94 HB |
| | Colour | <ul style="list-style-type: none"> • White RAL 9010 • Polar white RAL 9003 • Dark grey RAL 7043 |
| | PS (polystyrene) | Colour |
| Other info | | Halogen-free |
| PVC (polyvinyl chloride) | | Colour |
| Steel | Specification | SS 1142 |
| | Surface treatment | Powder coating |
| | Colour | White RAL 9010 |
| Silicone rubber | Colour | <ul style="list-style-type: none"> • Grey • Polar white • Orange |
| | Degree of protection | IP30 |
| | Temperature range | Operating temperature from -15°C to +60°C |
| Standards and certificates | The products comply with the standards: <ul style="list-style-type: none"> • IEC 1084-2-4 clause 10.5.102 • EN 50085-1:2005 • EN 60598-2-2 clause 4.6.3 The products satisfy the provisions for CE marking according to the Low Voltage Directive 73/23/EEC and 93/68/EEC. | |



OptiLine 50 Poles

Technical description

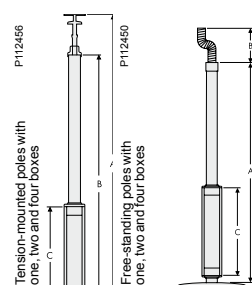
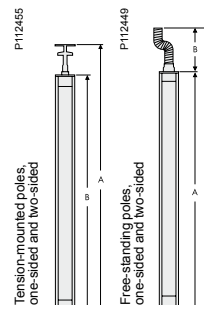
Exploded view Floor feeder for 1- and 2-sided pole



1. Floor fixing with slot for feeder profile
2. Floor feeder
 - 2a. Base profile
 - 2b. Cover
3. Floor feeder jointing piece
4. Corner feeder piece

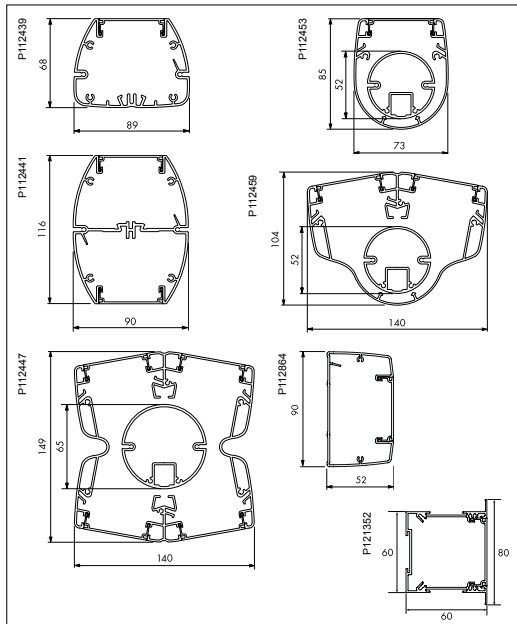
Design and dimensions

| Tension-mounted poles | |
|--|--------------------------------------|
| A | B |
| Total height | Height without ceiling fixing |
| Min. 2700 mm Max. 3100 mm | 2527 mm |
| Min. 3100 mm Max. 3500 mm | 2927 mm |
| Min. 3500 mm Max. 3900 mm | 3327 mm |
| | Free height max. 4500 mm |
| Free-standing poles | |
| A | C |
| Total height of pole (without foot) | Length of flex. conduit |
| 2150 mm | 2000 mm |
| 2450 mm | 2000 mm |
| 2900 mm | 2000 mm |
| Tension-mounted poles with box(es) | |
| A | B |
| Total height | Height without ceiling fixing |
| Min. 2700 mm Max. 3100 mm | 2510 mm |
| Min. 3100 mm Max. 3500 mm | 2910 mm |
| | Box height 558 mm (C) |
| Free-standing poles with box(es) | |
| A | B |
| Total height of pole (without foot) | Length of flex. conduit |
| 2150 mm | 2000 mm |
| 2450 mm | 2000 mm |
| 2900 mm | 2000 mm |
| | Box height 558 mm (C) |



OptiLine 50 Poles

Technical description



Cable capacity

| Comp. | Max. Ømm | Cross section area mm ² | Cable capacity*) mm ² | | | |
|---|----------|------------------------------------|----------------------------------|------|------|--|
| | | | 40% | 50% | 60% | |
| One-sided pole | | | | | | |
| 1 | 55 | 4572 | 1828 | 2285 | 2742 | |
| 2 | 30 | 4012 | 1604 | 2005 | 2406 | |
| 3 | 21 | 2822 | 1129 | 1411 | 1693 | |
| Two-sided pole | | | | | | |
| 1 | 47 | 3952 | 1581 | 1976 | 2371 | |
| 2 | 32 | 3458 | 1383 | 1729 | 2075 | |
| 3 | 48 | 4014 | 1606 | 2007 | 2408 | |
| Two-sided pole with socket outlets | | | | | | |
| 4 | 21 | 2278 | 911 | 1139 | 1367 | |
| Pole with one box | | | | | | |
| 1 | 59 | 4548 | 1819 | 2274 | 2729 | |
| 2 | 36 | 2909 | 1164 | 1455 | 1745 | |
| Pole with two boxes | | | | | | |
| 1 | 59 | 8358 | 3343 | 4179 | 5015 | |
| 2 | 54 | 5082 | 2033 | 2541 | 3049 | |
| Pole with four boxes | | | | | | |
| 1 | 75 | 13966 | 5586 | 6983 | 8379 | |
| 2 | 65 | 7411 | 2964 | 3705 | 4446 | |
| Pole profiles | | | | | | |
| For pole with one or two boxes | | | | | | |
| 1 | 30 | 1414 | 566 | 707 | 848 | |
| 2 | 43 | 2535 | 1014 | 1267 | 1521 | |
| For pole with four boxes | | | | | | |
| 1 | 45 | 3540 | 1416 | 1770 | 2124 | |
| 2 | 15 | 2260 | 904 | 1130 | 1356 | |
| Wall pole, flush | | | | | | |
| 1 | 48 | 2438 | 975 | 1919 | 1463 | |
| 2 | 14 | 1158 | 463 | 579 | 695 | |

*) We recommend a 40% utilization of the cable capacity.

Outlet poles



OptiLine 50 outlet posts

Posts are a perfect alternative for poles when the power distribution comes from the floor. OptiLine 50 outlet posts have a smooth and compact design to harmonize with any interior setting. They are all pre-wired and intended for stationary installation. However, if you need a flexible solution, take a closer look at our innovative floor grommet for floor lead-through.



The two-sided outlet post can be supplied with a special floor fixing to suit our unique floor grommet. The result: a very flexible solution for flexible installation needs.




P111413

P111189

P111395

P111397



Floor grommet

The unique floor grommet does wonders for flexibility. Just remove the centre cover and connect a post. Relocation? Put the cover back and make a new hole for floor lead-through where required.

1-, 2- and 4-sided

The posts are available in white or natural anodized aluminium in one-, two- or four-sided versions. The standard height is approximately 600 mm, but the posts can be entirely customer specified in optional height, colour and configuration.



P112344

Flexible posts with the floor grommet

Tube adaptor

With a tube adaptor in the floor grommet you can supply power and data to a furniture box instead.



P112433

Stable and tight

When not in use the centre cover makes the floor grommet tight, withstanding both water and high loads.



P113511



P113608

Full flexibility

For a truly flexible solution, go for our two-sided outlet post with a special fixing for the floor grommet. Canalis busbar trunking and mesh trays distribute power and networks under the floor and further up to the post through the floor grommet. The floor grommet suits any type of floor and can be installed where required. Should needs be changed, just remove the post, put the cover back, install a new grommet and move the post to where it is needed.



Angled data outlets

The data outlets in our poles are angled to provide a perfect connection.



P112337

Stationary posts – 1-4 work-desks

Stationary outlet posts

The outlet posts for stationary installation are one-, two- or four-sided, thus serving up to four work-desks. Pre-defined posts have reference numbers for simple ordering, but they can also be supplied entirely according to customer specification.



P113610

Distribution under or on the floor

The posts are supplied from under the floor, or alternatively on the floor by means of a feeder trunking of PVC or aluminium.



P111388



P112887

Gasket ring

The floor fixing has smooth edges and a gasket ring that keeps connections dry and levels irregularities of the floor.

OptiLine 50 Posts Range

Pre-wired posts, one-sided







| Type | Colour | Dimensions A/B/C (mm) | Qty per package | EAN code | Ref. No. |
|---|----------|-----------------------|-----------------|---------------|-----------------|
| One-sided post, pre-defined/pre-wired | | | | | |
| One-sided service post mounted on a floor fixing. Pre-wired, configured with 3 x double outlets, side-earthed, with cable, and 2 x Cat 6 UTP with cable. Including stop end and mounting instruction. Gasket ring included for the floor fixing. Earthed. External cables: one unshielded 3 x 1.5 mm ² cable with side-earthed plug, 2.5 m free length, and two Cat 6 UTP data cables with RJ45 plugs, 9.0 m free length. Material: Aluminum, natural anodized or powder coated white RAL 9010. | | | | | |
| P111188 P111189 | Anodized | 602/102/125 | 1 | 3606485124292 | INS40500 |
| | White | | | 3606485124308 | INS40501 |
| One-sided post, pre-defined/pre-wired, DE | | | | | |
| One-sided service post mounted on a floor fixing. Pre-wired, configured with 3 x double outlets, side-earthed, with cable, and 2 x Cat 6 STP with cable. Including stop end and mounting instruction. Gasket ring included for the floor fixing. Earthed. External cables: one unshielded 3 x 1.5 mm ² cable with side-earthed plug, 9.0 m free length, and two Cat 6 STP data cables with RJ45 plugs, 9.0 m free length. Material: Aluminum, natural anodized or powder coated white RAL 9010. | | | | | |
| P111188 P111189 | Anodized | 602/102/125 | 1 | 3606480489631 | INS42500 |
| | White | | | 3606480489648 | INS42501 |
| One-sided post, pre-defined/pre-wired, CH | | | | | |
| One-sided service post mounted on a floor fixing. Pre-wired, configured with 3 x double outlets, Swiss standard, with 1.5 mm ² cable, and 2 x Cat 6 STP with cable. Including stop end and mounting instruction. Gasket ring included for the floor fixing. Earthed. Total free cable lengths of power and data cables: approx. 9 m. Material: Aluminum, natural anodized or powder coated white RAL 9010. | | | | | |
| P125422 P125423 | Anodized | 602/102/125 | 1 | 3606480445842 | INS41500 |
| | White | | | 3606480445859 | INS41501 |
| One-sided service post mounted on a floor fixing. Pre-wired, configured with 3 x double outlets, Swiss standard, with 1.5 mm ² cable, and 2 x AMP blind mounting plate. Including stop end and mounting instruction. Gasket ring included for the floor fixing. Earthed. Total free cable lengths of power cables: approx. 9 m. Material: Aluminum, natural anodized or powder coated white RAL 9010. | | | | | |
| P111395 P111396 | Anodized | 602/102/125 | 1 | 3606480445866 | INS41502 |
| | White | | | 3606480445873 | INS41503 |

Pre-wired posts, two-sided

| | | | | | |
|--|----------|-------------|---|---------------|-----------------|
| Two-sided post, pre-defined/pre-wired | | | | | |
| Two-sided service post mounted on a floor fixing. Pre-wired, each side configured with 3 x double outlets, side-earthed, with cable, and 2 x Cat 6 UTP with cable. Including stop end and mounting instruction. Gasket ring included for the floor fixing. Earthed. External cables: one unshielded 3 x 1.5 mm ² cable with side-earthed plug, 2.5 m free length, and four Cat 6 UTP data cables with RJ45 plugs, 9.0 m free length. Material: Aluminum, natural anodized or powder coated white RAL 9010. | | | | | |
| P111395 P111396 | Anodized | 602/156/125 | 1 | 3606485124315 | INS40510 |
| | White | | | 3606485124322 | INS40511 |
| Two-sided post, pre-defined/pre-wired, DE | | | | | |
| Two-sided service post mounted on a floor fixing. Pre-wired, each side configured with 3 x double outlets, side-earthed, with cable, and 2 x Cat 6 STP with cable. Including stop end and mounting instruction. Gasket ring included for the floor fixing. Earthed. External cables: two unshielded 3 x 1.5 mm ² cables with side-earthed plugs, 9.0 m free length, and four Cat 6 STP data cables with RJ45 plugs, 9.0 m free length. Material: Aluminum, natural anodized or powder coated white RAL 9010. | | | | | |
| P111395 P111396 | Anodized | 602/156/125 | 1 | 3606480489655 | INS42510 |
| | White | | | 3606480489662 | INS42511 |
| Two-sided post, pre-defined/pre-wired, CH | | | | | |
| Two-sided service post mounted on a floor fixing. Pre-wired, each side configured with 3 x double outlets, Swiss standard, with 1.5 mm ² cable, and 2 x Cat 6 STP with cable. Including stop end and mounting instruction. Gasket ring included for the floor fixing. Earthed. Total free cable lengths of power and data cables: approx. 9 m. Material: Aluminum, natural anodized or powder coated white RAL 9010. | | | | | |
| P125424 P125425 | Anodized | 602/156/125 | 1 | 3606480445880 | INS41510 |
| | White | | | 3606480445903 | INS41511 |
| Two-sided service post mounted on a floor fixing. Pre-wired, each side configured with 3 x double outlets, Swiss standard, with 1.5 mm ² cable, and 2 x AMP blind mounting plate. Including stop end and mounting instruction. Gasket ring included for the floor fixing. Earthed. Total free cable lengths of power cables: approx. 9 m. Material: Aluminum, natural anodized or powder coated white RAL 9010. | | | | | |
| P111395 P111396 | Anodized | 602/156/125 | 1 | 3606480445910 | INS41512 |
| | White | | | 3606480445927 | INS41513 |

OptiLine 50 Posts Range

Pre-wired posts, four-sided

| Type | Colour | Dimensions A/B/C (mm) | Qty per package | EAN code | Ref. No. | |
|---|-------------------------------------|-----------------------|-----------------|----------|--------------------|-----------------|
| Four-sided post, pre-defined/pre-wired | | | | | | |
| Four-sided service post mounted on a floor fixing. Pre-wired, each side configured with 3 x double outlets, side-earthed, with cable, and 2 x Cat 6 UTP with cable. Including stop end and mounting instruction. Gasket ring included for the floor fixing. Earthed. External cables: two unshielded 3 x 1.5 mm ² cables with side-earthed plugs, 2.5 m free length, and eight Cat 6 UTP data cables with RJ45 plugs, 9.0 m free length. Material: Aluminum, natural anodized or powder coated white RAL 9010. | | | | | | |
| P111397 P111398  | Four-sided post | Anodized | 592/200/180 | 1 | 3606485124339 | INS40520 |
| | | White | | | 3606485124346 | INS40521 |
| Four-sided post, pre-defined/pre-wired, DE | | | | | | |
| Four-sided service post mounted on a floor fixing. Pre-wired, each side configured with 3 x double outlets, side-earthed, with cable, and 2 x Cat 6 STP with cable. Including stop end and mounting instruction. Gasket ring included for the floor fixing. Earthed. External cables: four unshielded 3 x 1.5 mm ² cables with side-earthed plugs, 9.0 m free length, and eight Cat 6 STP data cables with RJ45 plugs, 9.0 m free length. Material: Aluminum, natural anodized or powder coated white RAL 9010. | | | | | | |
| P111397 P111398  | Four-sided post | Anodized | 592/200/180 | 1 | 3606480489686 | INS42520 |
| | | White | | | 3606480489693 | INS42521 |
| Four-sided post, pre-defined/pre-wired, CH | | | | | | |
| Four-sided service post mounted on a floor fixing. Pre-wired, each side configured with 3 x double outlets, Swiss standard, with two 1.5 mm ² cables, and 2 x Cat 6 STP with cable. Including stop end and mounting instruction. Gasket ring included for the floor fixing. Earthed. Total free cable lengths of power and data cables: approx. 9 m. Material: Aluminum, natural anodized or powder coated white RAL 9010. | | | | | | |
| P125426 P125427  | Four-sided post with data cables | Anodized | 592/200/180 | 1 | 3606480445934 | INS41520 |
| | | White | | | 3606480445941 | INS41521 |
| Four-sided service post mounted on a floor fixing. Pre-wired, each side configured with 3 x double outlets, Swiss standard, with two 1.5 mm ² cables, and 2 x AMP blind mounting plate. Including stop end and mounting instruction. Gasket ring included for the floor fixing. Earthed. Total free cable lengths of power cables: approx. 9 m. Material: Aluminum, natural anodized or powder coated white RAL 9010. | | | | | | |
| P125460 P125461  | Four-sided post without data cables | Anodized | 592/200/180 | 1 | 3606480445958 | INS41522 |
| | | White | | | 3606480445965 | INS41523 |
| Two-sided post for floor grommet, pre-defined/pre-wired, CH | | | | | | |
| Two-sided service post for mounting on the floor grommet (INS40550). Pre-wired, each side configured with 3 x double outlets, Swiss standard, with 1.5 mm ² cable, and 2 x Cat 6 STP with cable. Including stop end and mounting instructions. Earthed. Total length of power and data cables: approx. 9 m. Material: Aluminum, natural anodized or powder coated white RAL 9010, PC/ABS (front cover). | | | | | | |
| P125460 P125461  | Two-sided post with data cables | Anodized | 494/156/125 | 1 | 3606480446092 | INS41530 |
| | | White | | | 3606480446108 | INS41531 |
| Two-sided service post for mounting on the floor grommet (INS40550). Pre-wired, each side configured with 3 x double outlets, Swiss standard, with 1.5 mm ² cable, and 2 x AMP blind mounting plate. Including stop end and mounting instructions. Earthed. Total length of power cables: approx. 9 m. Material: Aluminum, natural anodized or powder coated white RAL 9010, PC/ABS (front cover). | | | | | | |
| P125460 P125461  | Two-sided post without data cables | Anodized | 494/156/125 | 1 | 3606480446122 | INS41532 |
| | | White | | | 3606480446139 | INS41533 |
| Post, customer specified/pre-wired | | | | | | |
| Service post according to special customer order. Pre-wired. The post is available one-, two- or four-sided. Can be specified in optional length, surface treatment and configuration. Implies a detailed specification. Including mounting instruction, floor fixing with gasket ring and electrical wiring diagram with dimensions. Earthed. An option of the two-sided post is also available for mounting in a floor grommet. Material: Aluminium. | | | | | | |
| One-sided, acc. to customer spec. | Optional | Optional/102/125 | — | — | GCR_CMS9342 | |
| Two-sided, acc. to customer spec. | Optional | Optional/156/125 | — | — | GCR_CMS9343 | |
| Four-sided, acc. to customer spec. | Optional | Optional/200/180 | — | — | GCR_CMS9344 | |

Empty posts

| Type | Colour | Dimensions A/B/C (mm) | Qty per package | EAN code | Ref. No. |
|---|----------|-----------------------|-----------------|---------------|-----------------|
| One-sided post, empty | | | | | |
| One-sided service post mounted on a floor fixing. Empty without outlets and cables. Including plastic front cover, stop end, earthing terminal and mounting instruction. Gasket ring included for the floor fixing. Material: Aluminum, natural anodized or powder coated white RAL 9010. | | | | | |
| One-sided post | Anodized | 602/102/125 | 1 | 3606480215131 | INS40502 |
| | White | | | 3606480215148 | INS40503 |
| One-sided post, empty, for Australian market. | | | | | |
| One-sided service post mounted on a floor fixing. Empty without outlets and cables. Including plastic front cover, stop end, earth clamps and mounting instruction. Gasket ring included for the floor fixing. Material: Aluminum, natural anodized or powder coated white RAL 9010, PC/ABS (front cover). | | | | | |
| One-sided post | Anodized | 602/102/125 | 1 | 3606480701047 | INS43502 |
| | White | | | 3606480701054 | INS43503 |
| Two-sided post, empty | | | | | |
| Two-sided service post mounted on a floor fixing. Empty without outlets and cables. Including plastic front cover, stop end, earthing terminal and mounting instruction. Gasket ring included for the floor fixing. Material: Aluminum, natural anodized or powder coated white RAL 9010. | | | | | |
| Two-sided post | Anodized | 602/156/125 | 1 | 3606480215155 | INS40512 |
| | White | | | 3606480215162 | INS40513 |
| Two-sided post, empty, for Australian market. | | | | | |
| Two-sided service post mounted on a floor fixing. Empty without outlets and cables. Including plastic front cover, stop end, earth clamps and mounting instruction. Gasket ring included for the floor fixing. Material: Aluminum, natural anodized or powder coated white RAL 9010, PC/ABS (front cover). | | | | | |
| Two-sided post | Anodized | 602/156/125 | 1 | 3606480701061 | INS43512 |
| | White | | | 3606480701078 | INS43513 |
| Four-sided post, empty | | | | | |
| Four-sided service post mounted on a floor fixing. Empty without outlets and cables. Including plastic front cover, stop end, earthing terminal and mounting instruction. Gasket ring included for the floor fixing. Material: Aluminum, natural anodized or powder coated white RAL 9010. | | | | | |
| Four-sided post | Anodized | 592/200/180 | 1 | 3606480215179 | INS40522 |
| | White | | | 3606480215186 | INS40523 |
| Four-sided post, empty, for Australian market. | | | | | |
| Four-sided service post mounted on a floor fixing. Empty without outlets and cables. Including plastic front cover, stop end, earth clamps and mounting instruction. Gasket ring included for the floor fixing. Material: Aluminum, natural anodized or powder coated white RAL 9010, PC/ABS (front cover). | | | | | |
| Four-sided post | Anodized | 592/200/180 | 1 | 3606480701085 | INS43522 |
| | White | | | 3606480701092 | INS43523 |

P116938
P116939

















P116940
P116941







P116944
P116945



Accessories for service posts

| Type | Colour | Dimensions A/B/C (mm) | Qty per package | EAN code | Ref. No. |
|--|-------------|-----------------------|-----------------|---------------|-----------|
| Front covers | | | | | |
| Front cover to be snap-fitted in service posts with a 50 mm front opening. Aluminium covers provided with earthing slots. Supplied with protective foil, in lengths of 2.5 m. Material: Aluminium, natural anodized or powder coated white RAL 9010, or PC/ABS. | | | | | |
| P103977  | White | 50/17/2500 | 25 m | 3606485123974 | INS13900 |
| P106222  | Anodized | 50/17/2500 | 25 m | 3606485124025 | INS13950 |
| P103977  | White | 50/13/2500 | 30 m | 3606485123431 | INS12900 |
| P106223  | Dark grey | 50/13/2500 | 30 m | 3606485123448 | INS12901 |
| Floor fixing with slot for floor feeder | | | | | |
| Floor fixing for one or two-sided service post. Fixed to the floor by screws. With slot for connection of floor feeder 18 x 75 mm. Material: Aluminium, powder coated grey RAL 9007. | | | | | |
| P87188  | Grey | 38/125/102 | 1 | 3606480030703 | ISM20820 |
| P87189  | Grey | 38/125/156 | 1 | 3606480030710 | ISM20821 |
| Floor feeder, PVC | | | | | |
| Floor feeder made up by a base part with three compartments and a cover, supplied in lengths of 2 m. To be used for feeding along the floor to a service post provided with a slotted floor fixing for 18 x 75 mm floor feeder. Material: PVC. | | | | | |
| P86523  | Grey | 18/75/2000 | 28 m | 3606480030673 | ISM20817 |
| Floor feeder, aluminium | | | | | |
| Floor feeder made up by a base part with three compartments and a cover. Supplied in lengths of 2 m. To be used for feeding along the floor to a service pole or post provided with a slotted floor fixing for 18 x 75 mm floor feeder. Material: Aluminium, natural anodized. | | | | | |
| P111399  | Anodized | 18/75/2000 | 10 m | 3606480027536 | ISM20857 |
| Floor feeder jointing piece | | | | | |
| Floor feeder jointing piece to cover joints between floor feeder sections. Material: PVC. | | | | | |
| P86521  | Grey | 20/50/78 | 10 | 3606480030680 | ISM20818 |
| Corner feeder piece | | | | | |
| Corner feeder piece to be used in 90 degree corners between floor feeder sections. Material: PVC. | | | | | |
| P86522  | Grey | 20/120/120 | 10 | 3606480030697 | ISM20819 |
| Decorative stripe | | | | | |
| Decorative stripe to be fitted in the slots along the sides of poles and posts. Supplied in lengths of 5 m. Material: Silicone rubber. | | | | | |
| P87191  | Grey | 5000/Ø3.5 | 5 m | 3606480030727 | ISM20822 |
| P87192  | Polar white | 5000/Ø3.5 | 5 m | 3606480682261 | ISM20823P |
| P87193  | Orange | 5000/Ø3.5 | 5 m | 3606480030741 | ISM20824 |
| Earthing clamp | | | | | |
| Earthing clamp to be used for bonding of front cover, base profile and accessories to earth. Material: Steel. | | | | | |
| P87196  | — | 9/9/9 | 20 | 3606480028502 | ISM10952 |

Accessories for service posts

| Type | Colour | Dimensions A/B/C (mm)  | Qty per package | EAN code | Ref. No. |
|---|--------------|---|-----------------|---------------|-----------------|
| Earthing kit | | | | | |
| Kit including earth wire with flat pin connectors and earthing clamps. To be used to connect the front cover to the base profile. | | | | | |
| P85796  | Yellow/green | L = 200 | 10 | 3606480028519 | ISM10953 |
| | | L = 300 | 10 | 3606480038526 | ISM10954 |
| Earth terminal | | | | | |
| Earth terminal with OSI interface including two 25 cm cables with flat pin connectors for earth connection. Material: PA6. | | | | | |
| P111190  | — | 20/40/20 | 10 | 3606485115214 | INS60040 |
| Floor grommet | | | | | |
| Grommet for floor applications, intended to suit a special version of the two-sided service post. Including trim frame with fixing devices, two-part cover and sealing foam for protection from dust and wet floor-cleaning. The cover has the function of a water-tight blank plate when no service post has been installed. When installing a post, the removed part of the cover remains in the grommet, secured by a strap. Hole diameter 127 mm. Material: Zinc, chromium plated. | | | | | |
| P103324  | — | 38/Ø147 | 1 | 3606480160769 | INS40550 |

OptiLine 50 Posts Range



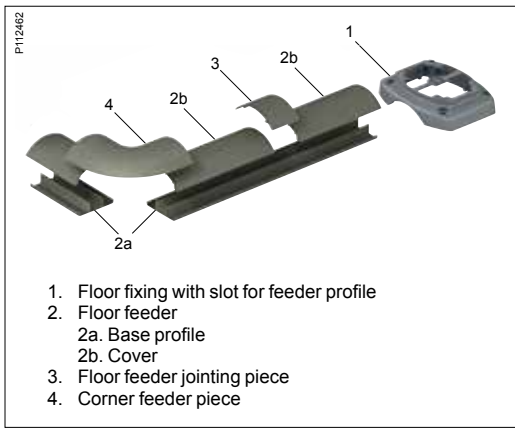
Technical and Material data

| | | |
|--|--|--|
| Aluminium, extruded | Specification | EN-AW-6063 |
| | Surface treatment | Natural anodizing or powder coating |
| | Colour | White RAL 9010 |
| Aluminium, die cast | Surface treatment | Powder coating |
| | Colour | Grey RAL 9007 |
| PVC (polyvinyl chloride) | Colour | Grey RAL 7030 |
| PC/ABS (polycarbonate/acrylonitrile butadiene styrene) | Fire rating | UL 94 HB |
| | Colour | <ul style="list-style-type: none"> • White RAL 9010 • Dark grey RAL 7043 |
| Steel | Specification | SS 1142 |
| Silicone rubber | Colour | • Grey |
| | | • Polar white |
| | | • Orange |
| Degree of protection | IP30 | |
| Temperature range | Operating temperature from -15°C to +60°C | |
| Standards and certificates | The products comply with the standard: | |
| | EN 50085-1 : 2005 | |
| | The products satisfy the provisions for CE marking according to the Low Voltage Directive 73/23/EEC and 93/68/EEC. | |

OptiLine 50 Posts

Technical description


Exploded view floor feeder (for 1- and 2-sided post)



Cable capacity

| Comp. | Max. Ømm | Cross section area mm ² | Cable capacity*) mm ² | | | Diagram |
|-------------------------------------|----------|------------------------------------|----------------------------------|------|------|---------|
| | | | 40% | 50% | 60% | |
| One-sided post | | | | | | |
| 1 | 55 | 4572 | 1828 | 2285 | 2742 | |
| One-sided post with socket outlets | | | | | | |
| 2 | 21 | 2822 | 1129 | 1411 | 1693 | |
| Two-sided post | | | | | | |
| 1 | 47 | 3952 | 1581 | 1976 | 2371 | |
| Two-sided post with socket outlets | | | | | | |
| 2 | 21 | 2278 | 911 | 1139 | 1367 | |
| Four-sided post | | | | | | |
| 1 | 75 | 13966 | 5586 | 6983 | 8379 | |
| Four-sided post with socket outlets | | | | | | |
| 2 | 65 | 7411 | 2964 | 3705 | 4446 | |

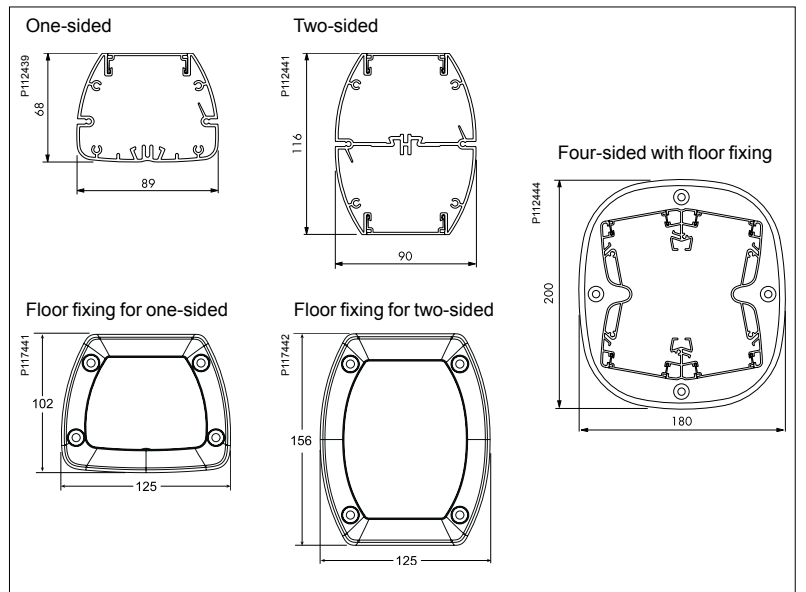
Construction of 2-sided post with floor grommet



*) We recommend a 40% utilization of the cable capacity.

Design and dimensions

| One- and two-sided posts | |
|-----------------------------------|-------------------------|
| A | B |
| Total height, mm | Base profile, mm |
| Min. 602 (standard) | 558 |
| Max. 702 | 658 |
| Two-sided post with floor grommet | |
| A | B |
| Total height, mm | Base profile, mm |
| Max. 602 | Max. 558 |
| Four-sided posts | |
| A | B |
| Total height, mm | Base profile, mm |
| Min. 592 (standard) | 558 |
| Max. 692 | |





OptiLine 50 furniture boxes

OptiLine 50 furniture boxes lend a touch of modern exclusivity to your workplace. Our new flip-up, pop-up and other furniture integrated solutions provide elegant access to power and networks everywhere. Thus, the feeling that your premises are adapted to their purpose is accomplished all the way out to the outlets!



All boxes are supplied pre-wired. Most of them are also available pre-defined or in entirely customized versions.



OptiLine 50 furniture boxes



P112709

Flip-up and Pop-up



P116429

Flip-up
Flush-mounted box with a spring-loaded cover that is opened by a light touch. A cable basket is easily mounted under the box.



P116428

Pop-up
Large-capacity box, 6-sided. A light touch activates a gas-operated spring that slowly pushes the box up into working position.




P112346

Mini pop-up
A manual pop-up box with a smart membrane on top, enabling the box to be pushed down flush with the desk surface also with connected cables and plugs.



P113616

Flush-mounted



P112898

Flush-mounted boxes
Boxes with a flange to hide the edges of the hole in the desk. With Wieland installation couplers for safe and quick power connection. Suitable for all desk-tops up to 24 mm.



P112433

Surface mounted



P112860



P112869



P112861

Surface mounted boxes for every need
Universal boxes with smart fixing devices. Can be fixed to a desk, to a wall or to cable trays. All with Wieland installation couplers for safe and quick power connection.



P113609

Turnable



P111411

P111412

P111410

Turnable boxes
Boxes with exclusive finish, made to suit settings with high design requirements. Can be turned around their own axis, to efficiently serve two sides of the desk. With chromium-plated feet to enhance the exclusive feeling.

Basic desk units

| | Type | Colour | Dimensions A/B/C (mm) | Qty per package | EAN code | Ref. No. |
|---|--|----------|-----------------------|-----------------|---------------|-----------------|
| Basic desk unit, pre-defined/pre-wired | | | | | | |
| One-sided basic desk unit configured with double power outlets, side-earthed, and various data outlets, see below. To be mounted on desk, cable tray or wall by means of dedicated fixings (to be ordered separately). Power cable to be ordered separately (Wieland connection). Earthed. Material: Aluminium, natural anodized. | | | | | | |
| P112860 | 2 x double power outlets, 2 x RJ45 blind data outlets | Anodized | 60/62/335 | 1 | 3606485124353 | INS40600 |
| | 2 x double power outlets, 2 x Cat 6 UTP data outlets with 10 m cable | Anodized | 60/62/335 | 1 | 3606485124360 | INS40602 |
| P112859 | 2 x double power outlets, 2 x RJ45 blind + USB 4+1 | Anodized | 60/82/410 | 1 | 3606485124377 | INS40610 |
| Basic desk unit, pre-defined/pre-wired, DK | | | | | | |
| One-sided basic desk unit configured with two double power outlets, Danish standard, and various data outlets, see below. To be mounted on desk, cable tray or wall by means of dedicated fixings (to be ordered separately). Including power cable, length 6 m. Earthed. Material: Aluminium, natural anodized. | | | | | | |
| P118911 | 2 x RJ45 blind data outlets | Anodized | 60/62/330 | 1 | 3606480215193 | INS40601 |
| | 2 x RJ45 Cat5e UTP with 6 m cable | Anodized | 60/62/330 | 1 | 3606480215209 | INS40603 |
| Basic desk unit, pre-defined/pre-wired, DE | | | | | | |
| One-sided basic desk unit configured with double power outlets, side-earthed, and various data outlets, see below. To be mounted on desk, cable tray or wall by means of dedicated fixings (to be ordered separately). Power cable to be ordered separately (Wieland connection). Earthed. Material: Aluminum, natural anodized. | | | | | | |
| P112860 | 2 x double power outlets, 2 x RJ45 blind data outlets | Anodized | 60/62/335 | 1 | 3606480489716 | INS42600 |
| P130762 | 2 x double power outlets, 2 x RJ45 blind + USB 4+1 | Anodized | 60/82/460 | 1 | 3606480489723 | INS42610 |
| Basic desk unit, pre-defined/pre-wired, for Australian market | | | | | | |
| One-sided basic desk unit configured with 2 x double power outlets, Australian standard, Wieland termination and 2 x 30 Mech/Keystone data outlet. To be mounted on desk, cable tray or wall by means of dedicated fixings (to be ordered separately). Power cable to be ordered separately. Earthed. Material: Aluminum, natural anodized. | | | | | | |
| P148819 | 2 x double power outlets AU, 2 x 30 Mech/Keystone data | Anodized | 60/62/412 | 1 | 3606480701108 | INS43600 |
| Basic desk unit, pre-defined/pre-wired, CH | | | | | | |
| One-sided basic desk unit configured with double power outlets, Swiss standard, and various data outlets, see below. To be mounted on desk, cable tray or wall by means of dedicated fixings (to be ordered separately). Including 1.5 mm ² power cable, length 5 m. Earthed. Material: Aluminium, natural anodized. | | | | | | |
| P126256 | 2 x double power outlets, 2 x Cat 6 STP data outlets with 10 m cable | Anodized | 60/62/330 | 1 | 3606480445972 | INS41600 |

Basic desk units

| Type | Colour | Dimensions A/B/C (mm) | Qty per package | EAN code | Ref. No. |
|------|--------|-----------------------|-----------------|----------|----------|
|------|--------|-----------------------|-----------------|----------|----------|

Basic desk unit, customer specified/pre-wired

One-sided basic desk unit according to special customer order. Pre-wired. Can be specified in optional length and configuration. Implies a detailed specification. Including mounting instruction and electrical wiring diagram with dimensions. Earthed.
Material: Aluminium, natural anodized.

| | | | | | |
|------------------------|----------|----------------|---|---|--------------------|
| Acc. to customer spec. | Anodized | 60/62/Optional | — | — | GCR_CMS9460 |
|------------------------|----------|----------------|---|---|--------------------|

One-sided basic desk unit according to special customer order. Pre-wired. Intended for electronic devices and combinations of LAN-switch, AV-switch and USB-hub. Can be specified in optional length and configuration. Implies a detailed specification. Including mounting instruction and electrical wiring diagram with dimensions. Earthed.
Material: Aluminium, natural anodized.

| | | | | | |
|------------------------|----------|----------------|---|---|--------------------|
| Acc. to customer spec. | Anodized | 60/82/Optional | — | — | GCR_CMS9461 |
|------------------------|----------|----------------|---|---|--------------------|

Fixing for Basic box

Wall fixing, to be screw-fitted to the wall. The box is pushed in place on the fixing, can be mounted in three different positions. Also suitable for connection of two boxes.
Material: Steel, zinc plated.

| | | | | | |
|-------------|---|----------|---|---------------|-----------------|
| Wall fixing | — | 5/30/195 | 1 | 3606480068430 | INS40700 |
|-------------|---|----------|---|---------------|-----------------|

P113020



Flush mounted desk units

Flush-mounted desk unit with flange, pre-defined/pre-wired

Flush-mounted desk unit with a flange. Configured with double power outlets, side-earthed, and various data outlets, see below. To be mounted in a desk-top. Fixing elements included. Power cable to be ordered separately (Wieland connection). Earthed. Thickness of desk-top: max. 24 mm, hole dimensions: 60 x 415 and 60 x 515 mm respectively.
Material: Aluminium, natural anodized.

| | | | | | |
|---|----------|-----------|---|---------------|-----------------|
| 2 x double power outlets, 2 x RJ45 blind + USB 4+1 | Anodized | 82/78/418 | 1 | 3606485124407 | INS40620 |
|---|----------|-----------|---|---------------|-----------------|

P130763



Flush-mounted desk unit with flange, pre-defined/pre-wired, DE

Flush-mounted desk unit with a flange. Configured with double power outlets, side-earthed, and 2 x AMP blind data outlets + USB 4 + 1. To be mounted in a desk-top. Fixing elements included. Power cable to be ordered separately (Wieland connection). Earthed. Thickness of desk-top: max. 24 mm, hole dimension: 60 x 465 mm.
Material: Aluminum, natural anodized.

| | | | | | |
|---|----------|-----------|---|---------------|-----------------|
| 3 x double power outlets, 2 x RJ45 blind + USB 4+1 | Anodized | 82/78/468 | 1 | 3606480489853 | INS42620 |
|---|----------|-----------|---|---------------|-----------------|

P130763



Flush-mounted desk unit with flange, pre-defined/pre-wired, for Australian market

Flush-mounted desk unit with a flange configured with 2 x double power outlets, Australian standard, Wieland termination and 2 x 30 Mech/Keystone data outlet. To be mounted in a desk-top. Fixing elements included. Power cable to be ordered separately. Earthed.
Material: Aluminum, natural anodized.

| | | | | | |
|--|----------|-----------|---|---------------|-----------------|
| 2 x double power outlets AU, 2 x Mech/Keystone data | Anodized | 60/62/417 | 1 | 3606480701122 | INS43620 |
|--|----------|-----------|---|---------------|-----------------|

P148816









Flush-mounted desk unit with flange, customer specified/pre-wired




Flush-mounted desk unit with flange, according to special customer order. Pre-wired. Intended for electronic devices and combinations of AV-switch and USB-hub. Can be specified in optional length and configuration. Implies a detailed specification. Including mounting instruction, fixing elements and electrical wiring diagram with dimensions. Earthed.
Material: Aluminium, natural anodized.

| | | | | | |
|------------------------|----------|----------------|---|---|--------------------|
| Acc. to customer spec. | Anodized | 82/78/Optional | — | — | GCR_CMS9462 |
|------------------------|----------|----------------|---|---|--------------------|





Flush mounted desk units

| Type | Colour | Dimensions A/B/C (mm) | Qty per package | EAN code | Ref. No. |
|---|---|-----------------------|-----------------|----------|-------------------------------|
| Flush-mounted desk unit with flip lid, pre-defined/pre-wired | | | | | |
| Flush-mounted desk unit provided with a flip lid. Configured with 2 x double power outlets, side-earthed, and various data outlets, see below. To be mounted in a desk-top. Fixing elements included. Earthed. Power cable to be ordered separately (Wieland connection). Thickness of desk-top: 10–40 mm, hole dimension: 142 x 295 mm. Material: Aluminium, natural anodized, and steel, powder coated grey RAL 9006. | | | | | |
| P112320  | 2 x RJ45 blind | Grey | 105/160/305 | 1 | 3606485124438 INS40626 |
| | 2 x Cat 6 UTP data outlets with 10 m cable | Grey | 105/160/305 | 1 | 3606485124445 INS40628 |
| Flush-mounted desk unit with flip lid, pre-defined/pre-wired, DK | | | | | |
| Flush-mounted desk unit provided with a flip lid. Configured with 2 x double power outlets, Danish standard, and various data outlets, see below. To be mounted in a desk-top. Fixing elements included. Earthed. Including power cable, length 6 m. Thickness of desk-top: 10–40 mm, hole dimension: 142 x 295 mm. Material: Aluminium, natural anodized, and steel, powder coated grey RAL 9006. | | | | | |
| P116912  | 2 x RJ45 blind | Grey | 105/160/305 | 1 | 3606480215216 INS40627 |
| | 2 x RJ45 Cat5e UTP with 6 m cable | Grey | 105/160/305 | 1 | 3606480215223 INS40629 |
| Flush-mounted desk unit with flip lid, pre-defined/pre-wired, DE | | | | | |
| Flush-mounted desk unit provided with a flip lid. Configured with 2 x double power outlets, side-earthed, and 2 x AMP blind data outlet. To be mounted in a desk-top. Fixing elements included. Earthed. Power cable to be ordered separately (Wieland connection). Thickness of desk-top: 10–40 mm, hole dimension: 142 x 295 mm. Material: Aluminum, natural anodized, and steel, powder coated grey RAL 9006. | | | | | |
| P112320  | 2 x RJ45 blind | Anodized | 105/160/305 | 1 | 3606480489860 INS42626 |
| Flush-mounted desk unit with flip lid, pre-defined/pre-wired, for Australian market | | | | | |
| Flush-mounted desk unit provided with a flip lid. Configured with 1 x double power outlet, Australian standard, Wieland termination and 2 x 30 Mech/Keystone data outlet. To be mounted in a desk-top. Fixing elements included. Earthed. Thickness of desk-top: 10–40 mm, hole dimension: 142 x 295 mm. Please note! Degree of protection on this article IP20. Material: Aluminum, natural anodized, and steel, powder coated grey RAL 9006. | | | | | |
| P148817  | 1 x double power outlet AU, 2 x 30 Mech/Keystone data | Anodized | 105/160/305 | 1 | 3606480701139 INS43626 |
| Flush-mounted desk unit with flip lid, pre-defined/pre-wired, CH | | | | | |
| Flush-mounted desk unit provided with a flip lid. Configured with 2 x double power outlets, Swiss standard, and 2 x Cat 6 STP data outlets with 10 m cables. To be mounted in a desk-top. Fixing elements included. Earthed. Including power cable, length 5 m. Thickness of desk-top: 10–40 mm, hole dimension: 142 x 295 mm. Material: Aluminum, natural anodized, and steel, powder coated grey RAL 9006. | | | | | |
| P126261  | 2 x Cat 6 STP with 10 m cables | Grey | 105/160/305 | 1 | 3606480446030 INS41620 |
| Flush-mounted desk unit with flip lid, customer specified/pre-wired | | | | | |
| Flush-mounted desk unit with flip lid, according to special customer order. Can be configured according to customer specification. Implies a detailed specification. Including mounting instruction, fixing elements and electrical wiring diagram with dimensions. Earthed. Material: Aluminium, natural anodized, and steel, powder coated grey RAL 9006. | | | | | |
| | Acc. to customer spec. | Grey | 105/160/305 | — | — GCR_CMS9463 |
| Cable basket for desk unit with flip lid | | | | | |
| Basket for cables, to be mounted under the frame of the flip-lid box, for instance under a desk. Material: Steel, polyester/PVC cloth. | | | | | |
| P112321  | Cable basket | White | 170/150/265 | 1 | 3606480068461 INS40703 |

Turnable desk unit

| Type | Colour | Dimensions A/B/C (mm) | Qty per package | EAN code | Ref. No. | |
|---|---------------------------------------|-----------------------|-----------------|----------|---------------|-----------------|
| Turnable desk unit, pre-defined/pre-wired | | | | | | |
| One-sided turnable desk unit. Standing on two feet, can be turned around its own axis to the desired position. Configured with 4 x double power outlets, side-earthed, with cable, and various data outlets, see below. Earthed. Total lengths of power and data cables 6 m. Material: Aluminum, natural anodized. | | | | | | |
| P111411  | 2 x Cat 6 UTP data outlets with cable | Anodized | 92/130/618 | 1 | 3606485124483 | INS40650 |
| Turnable desk unit, pre-defined/pre-wired, DK | | | | | | |
| One-sided turnable desk unit. Standing on two feet, can be turned around its own axis to the desired position. Configured with 4 x double power outlets, Danish standard, with cable, and various data outlets, see below. Earthed. Total lengths of power and data cables 6 m. Material: Aluminum, natural anodized. | | | | | | |
| P118915  | 2 x RJ45 Cat5e UTP with cable | Anodized | 92/130/658 | 1 | 3606480215261 | INS40655 |
| Turnable desk unit, pre-defined/pre-wired, DE | | | | | | |
| One-sided turnable desk unit. Standing on two feet, can be turned around its own axis to the desired position. Configured with 4 x double power outlets, side-earthed, with 1.5 mm ² cable, and 2 x Cat 6 data outlets with cables. Earthed. Total lengths of power and data cables 6 m. Material: Aluminum, natural anodized. | | | | | | |
| P111411  | 2 x Cat 6 STP with 10 m cables | Anodized | 92/130/618 | 1 | 3606480490026 | INS42650 |

Pop-up desk units

| | | | | | | |
|--|---|----------|----------|---|---------------|-----------------|
| Manual pop-up desk unit, pre-defined/pre-wired | | | | | | |
| Pop-up function desk unit, one-sided, manual. Configured with 1 x double power outlet, side-earthed, with 6 m 1.5 mm ² power cable and various data outlets, see below. When inactive, the box lies flush with the desk-top. By a light pressure on the top, the box can be lifted up from the desk surface. As soon as the box is not in use, it is easily pressed back to the flush level. Ordinary power and data plugs can remain in the outlets also in the flush position, since the cover is provided with a soft rubber membrane that allows the cables to pass, see right-hand figure. Earthed. Hole dimension: Ø100 mm. Material: Aluminium, natural anodized, and powder coated zinc and aluminium. | | | | | | |
| P111402  | 2 x RJ45 blind data outlets | Anodized | 267/Ø112 | 1 | 3606485124452 | INS40630 |
| | 2 x Cat 6 UTP with 10 m data cable | Anodized | 267/Ø112 | 1 | 3606485124469 | INS40632 |
| Manual pop-up desk unit, pre-defined/pre-wired, DK | | | | | | |
| Pop-up function desk unit, one-sided, manual. Configured with 1 x double power outlet, Danish standard, with 6 m 1.5 mm ² power cable and various data outlets, see below. When inactive, the box lies flush with the desk-top. By a light pressure on the top, the box can be lifted up from the desk surface. As soon as the box is not in use, it is easily pressed back to the flush level. Ordinary power and data plugs can remain in the outlets also in the flush position, since the cover is provided with a soft rubber membrane that allows the cables to pass, see right-hand figure. Earthed. Hole dimension: Ø100 mm. Material: Aluminium, natural anodized, and powder coated zinc and aluminium. | | | | | | |
| P118913  | 2 x RJ45 blind data outlets | Anodized | 277/Ø112 | 1 | 3606480215230 | INS40631 |
| | 2 x RJ45 Cat5e UTP with 6 m cable | Anodized | 277/Ø112 | 1 | 3606480215247 | INS40633 |
| Manual pop-up desk unit, pre-defined/pre-wired, DE | | | | | | |
| Pop-up function desk unit, one-sided, manual. Configured with 1 x double power outlet, side-earthed, with 6 m 1.5 mm ² power cable and 2 x AMP blind data outlet. When inactive, the box lies flush with the desk-top. By a light pressure on the top, the box can be lifted up from the desk surface. As soon as the box is not in use, it is easily pressed back to the flush level. Ordinary power and data plugs can remain in the outlets also in the flush position, since the cover is provided with a soft rubber membrane that allows the cables to pass, see right-hand figure. Earthed. Hole dimension: Ø100 mm. Material: Aluminum, natural anodized, and powder coated zinc and aluminium. | | | | | | |
| P111402  | 2 x RJ45 blind data outlets | Anodized | 277/Ø112 | 1 | 3606480490019 | INS42630 |
| Manual pop-up desk unit, pre-defined/pre-wired, for Australian market | | | | | | |
| Pop-up function desk unit, one-sided, manual. Configured with 1 x double power outlet, Australian standard, with 3 m 1.5 mm ² external cable without plug and 2 x 30 Mech/Keystone data outlet. When inactive, the box lies flush with the desk-top. By a light pressure on the top, the box can be lifted up from the desk surface. As soon as the box is not in use, it is easily pressed back to the flush level. Earthed. Hole dimension: Ø100 mm. Material: Aluminum, natural anodized, and powder coated zinc and aluminium. | | | | | | |
| P148818  | 1 x double power outlet AU, 2 x 30 Mech/Keystone data 3 m cable | Anodized | 319/Ø112 | 1 | 3606480701146 | INS43630 |

Pop-up desk units

P126282
P126283



| Type | Colour | Dimensions A/B/C (mm) | Qty per package | EAN code | Ref. No. |
|------|--------|-----------------------|-----------------|----------|----------|
|------|--------|-----------------------|-----------------|----------|----------|

Manual pop-up desk unit, pre-defined/pre-wired, CH

Pop-up function desk unit, one-sided, manual. Configured with double power outlet(s), Swiss standard, with 5 m 1.5 mm² power cable and various data outlets, see below. When inactive, the box lies flush with the desk-top. By a light pressure on the top, the box can be lifted up from the desk surface. As soon as the box is not in use, it is easily pressed back to the flush level. Earthed. Hole dimension: Ø100 mm.

Material: Aluminum, natural anodized, and powder coated zinc and aluminum.

| | | | | | |
|--|----------|----------|---|---------------|-----------------|
| 1 x double power outlet, 2 x Cat 6 STP data outlets with 10 m cables | Anodized | 267/Ø112 | 1 | 3606480446047 | INS41630 |
| 2 x double power outlets | Anodized | 267/Ø112 | 1 | 3606480446085 | INS41631 |

Manual pop-up desk unit, customer specified/pre-wired

Pop-up function desk unit, manual, according to special customer order. Can be specified in optional length and configuration. Implies a detailed specification. Including mounting instruction and electrical wiring diagram with dimensions. Earthed.

Material: Aluminium, natural anodized.

| | | | | | |
|------------------------|----------|---------------|---|---|--------------------|
| Acc. to customer spec. | Anodized | Optional/Ø112 | — | — | GCR_CMS9464 |
|------------------------|----------|---------------|---|---|--------------------|

P148815



Gas-spring operated pop-up desk unit, pre-defined/pre-wired, for Australian market

Pop-up function desk unit, six-sided, operated by a gas spring. Configured with 3 x double power outlets, Australian standard, with 3 m 1.5 mm² power cable without plug and 4 x 30 Mech/Keystone data outlets. Including fixing clamp and hooks for excess cables. When inactive, the box lies flush with the desk-top. By a light pressure on the top, a gas spring becomes activated and makes the box pop up from the desk surface. As soon as the box is not in use, it is easily pressed back to the flush level. Earthed. Hole dimension: Ø216 mm.

Material: Aluminum, powder coated grey RAL 9006.

| | | | | | |
|---|------|----------|---|---------------|-----------------|
| 3 x double power outlets AU, 4 x 30 Mech /Keystone data 3 m cable | Grey | 325/Ø236 | 1 | 3606480701153 | INS43640 |
|---|------|----------|---|---------------|-----------------|

Gas-spring operated pop-up desk unit, pre-defined/pre-wired

Pop-up function desk unit, six-sided, operated by a gas spring. Including fixing clamp and hooks for excess cables. When inactive, the box lies flush with the desk-top. By a light pressure on the top, a gas spring becomes activated and makes the box pop up from the desk surface. As soon as the box is not in use, it is easily pressed back to the flush level. Earthed. Hole dimension: Ø216 mm.

Material: Aluminum, powder coated grey RAL 9006.

| | | | | | |
|------------------------|----------|---------------|---|---|--------------------|
| Acc. to customer spec. | Anodized | Optional/Ø236 | — | — | GCR_CMS9379 |
|------------------------|----------|---------------|---|---|--------------------|

Accessories

P112435



| Type | Colour | Dimensions A/B/C (mm) | Qty per package | EAN code | Ref. No. |
|------|--------|-----------------------|-----------------|----------|----------|
|------|--------|-----------------------|-----------------|----------|----------|

Power cables

Extension cable 1-phase 250/400V 16A with connectors. Cable: halogen-free Ø10.2 mm, S05Z1A7Z1-F3G1.5 3 x1.5mm². Connectors: female GST 18i3 and male power connector (combined pin- and side-earth). NOTE: Only to be used for Schneider furniture units! Material: PA, PE/PP, FR.

| | | | | | |
|------------|-------|-------------|---|---------------|-----------------|
| Cable, 2 m | White | Length 2000 | 1 | 3606480068478 | INS40720 |
| Cable, 3 m | White | Length 3000 | 1 | 3606480068485 | INS40721 |
| Cable, 5 m | White | Length 5000 | 1 | 3606480068492 | INS40722 |

Ceiling cable feeder

Cable feeder including base profile with separation wall and cover. Diameter 52 mm. For cable feeding from ceiling to work-desk. Material: Aluminium, natural anodized or powder coated polar white.

| | | | | | |
|--------------|-------------------------|----------|---|--------------------------------|-------------------------------------|
| Cable feeder | Anodized Polar white | 3200/Ø52 | 1 | 3606480030505 3606480687112 | ISM20800 ISM20801P |
|--------------|-------------------------|----------|---|--------------------------------|-------------------------------------|

Desk lead-through

Round guide bushing with flange and locking device. For lead-through of ceiling cable feeder through desktop. Material: Aluminium, powder coated grey RAL 9007 or polar white.

| | | | | | |
|-------------------|---------------------|--------|---|--------------------------------|-------------------------------------|
| Desk lead-through | Grey Polar white | 70/Ø80 | 1 | 3606480030529 3606480687129 | ISM20802 ISM20803P |
|-------------------|---------------------|--------|---|--------------------------------|-------------------------------------|

Feeder adaptor

Adaptor for ceiling cable feeder. To be used as connection for flexible conduit Ø55 mm. Material: Aluminium, powder coated grey RAL 9007 or polar white.

| | | | | | |
|---------|---------------------|----------|---|--------------------------------|-------------------------------------|
| Adaptor | Grey Polar white | 25/Ø58.5 | 1 | 3606480030543 3606480687136 | ISM20804 ISM20805P |
|---------|---------------------|----------|---|--------------------------------|-------------------------------------|

P90878





P90880



P90877



Accessories

| | Type | Colour | Dimensions A/B/C (mm) | Qty per package | EAN code | Ref. No. |
|----------|---|-----------------------------|-----------------------|-----------------|--------------------------------|------------------------------------|
| P 119914 |  | | | | | |
| | Foot adaptor Adaptor intended for mounting the ceiling cable feeder onto a round foot (ISM20808). Material: Steel, painted. | | | | | |
| | Foot adaptor | Grey | 145/Ø60 | 1 | 3606480297960 | ISM20832 |
| P 86529 |  | | | | | |
| | Round foot Round foot to be fixed to foot adaptor to provide a stable base to the ceiling cable feeder. Fixes to the foot adaptor by means of two M6 bolts (included). Material: Cast iron, painted. | | | | | |
| | Foot, round | Grey | 29/Ø317 | 1 | 3606480030581 | ISM20808 |
| P 90981 |  | | | | | |
| | Flexible conduits Flexible conduit, Ø55 mm, to be used to bring cables from ceiling to cable feeder. Material: PUR (polyurethane). | | | | | |
| | Flexible conduit | Alu metallic Polar white | Ø55/2000 | 2 m | 3606480030567 3606480030574 | ISM20806 ISM20807 |
| P 965091 |  | | | | | |
| | Flexible conduit (split tube), Ø25 mm, to be used for cable feeding from ceiling to service carrier or from floor outlet box to desk top. Cables to be laid by using dedicated mounting tool. Material: PP. | | | | | |
| | Flexible conduit | Grey metallic | Ø25/2000 | 2 | 3606480150340 | ISM50850 |
| P 85094 |  | | | | | |
| | Mounting tool Mounting tool for laying of cables in split-tube flexible conduits. Material: PP. | | | | | |
| | For Ø25 mm conduit | — | Ø115/36/70 | 1 | 3606480150357 | ISM50852 |
| P 86527 |  | | | | | |
| | Ceiling frame Ceiling frame intended to lead flexible conduit through false ceiling. Also suitable for Ø52 mm ceiling cable feeder. To be mounted in circular hole, Ø125 mm, by using three included clamps. Also including a slotted plastic plate to be used to lock the flexible conduit, which is fixed by cable ties. The plate can also be used as a drill template for entrance hole Ø125 mm. Material: PC/ABS. | | | | | |
| | Ceiling frame | Polar white | 89/Ø161 | 1 | 3606480682216 | ISM20812P |
| P 86526 |  | | | | | |
| | Ceiling fixing Ceiling fixing intended to connect flexible conduit to ceiling or wall. Fixings not included. Material: Aluminium, powder coated white RAL 9010. | | | | | |
| | Ceiling fixing | White RAL 9010 | 50/156/90 | 1 | 3606480030666 | ISM20816 |
| P 84503 |  | | | | | |
| | Busbar fixing Busbar fixing for Ø55 mm conduits, intended to connect flexible conduit to busbar trunking. Material: Steel, powder coated white RAL 9010. | | | | | |
| | Busbar fixing | White | 105/90/70 | 1 | 3606480030659 | ISM20815 |
| P 92607 |  | | | | | |
| | Cable tray fixing Cable tray fixing including fixing material, intended to connect a ceiling cable feeder to cable tray or cable ladder. Allows a flexible connection of the feeder in various directions. Material: Steel, powder coated white RAL 9010. | | | | | |
| | Cable tray fixing for Ø52 mm cable feeder | White | 75/56/85 | 1 | 3606480068638 | INS40800 |
| P 86796 |  | | | | | |
| | Earthing kit Kit including earth wire with flat pin connectors and earthing clamps. To be used to connect the front cover to the base profile. | | | | | |
| | Earthing kit | Yellow/green | L = 200 L = 300 | 10 10 | 3606480028519 3606480028526 | ISM10953 ISM10954 |
| P 87196 |  | | | | | |
| | Earthing clamp Earthing clamp to be used for bonding of front cover, base profile and accessories to earth. Material: Steel. | | | | | |
| | Earthing clamp | — | 9/9/9 | 20 | 3606480028502 | ISM10952 |
| P 103324 |  | | | | | |
| | Floor grommet Grommet for floor applications, intended for service posts or the below tube adaptor. Including trim frame with fixing devices, two-part cover and sealing foam for protection from dust and wet floor-cleaning. The cover has the function of a water-tight blank plate when no service post or tube adaptor has been installed. When installing a post or a tube adaptor, the removed part of the cover remains in the grommet, secured by a strap. Hole diameter 127 mm. Material: Zinc, chromium plated. | | | | | |
| | Floor grommet | — | 38/Ø147 | 1 | 3606480160769 | INS40550 |
| P 103325 |  | | | | | |
| | Tube adaptor Two-part tube adaptor for floor grommet. Intended for flexible tubes Ø25 mm. With integrated strain relief of flexible tube. To be used for instance together with flexible tube and a furniture unit. Material: Zinc, chromium plated. | | | | | |
| | Tube adaptor | — | 39/64/80 | 1 | 3606480160752 | INS40551 |



Technical and Material data

| | | |
|----------------------------|--|---|
| Aluminium; desk units | Specification | EN-AW-6063 |
| | Surface treatment | Natural anodizing |
| Aluminium; accessories | Specification | EN-AW-6063 |
| | Surface treatment | Natural anodizing or powder coating |
| | Colour | <ul style="list-style-type: none"> • White RAL 9010 • Polar white RAL 9003 • Grey RAL 9007 |
| Steel | Specification | SS 1142 |
| | Surface treatment | Powder coating |
| | Colour | <ul style="list-style-type: none"> • White RAL 9010 • Grey RAL 9006 • Aluminium metallic |
| PUR (polyurethane) | Colour | <ul style="list-style-type: none"> • Polar white • Aluminium metallic |
| | PC/ABS (polycarbonate/acrylonitrile butadiene styrene) | Density |
| | Fire rating | UL 94 HB |
| | Colour | <ul style="list-style-type: none"> • White RAL 9010 • Polar white RAL 9003 |
| | Degree of protection | IP30 |
| | | IP20 (INS43626, flush-mounted desk unit with flip lid) |
| Temperature range | Operating temperature from -15°C to +60°C | |
| Standards and certificates | The products comply with the standards: | |
| | <ul style="list-style-type: none"> • IEC 1084-1 (Basic desk unit only) • IEC 1084-2-4 (Basic desk unit only) • SS 424 10 32: 1989 • AS/NZS 3100:2009 + A2:2012 + A3:2014 | |
| | The products satisfy the provisions for CE marking according to the Low Voltage Directive 73/23/EEC and 93/68/EEC | |
| | | |

Cable capacity cable feeder

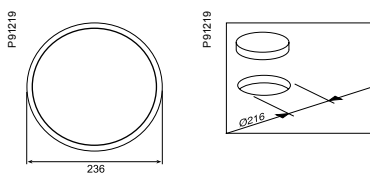
| Comp. | Max. Ømm | Cross section area mm ² | Cable capacity*) mm ² | | |
|-------|----------|------------------------------------|----------------------------------|-----|-----|
| | | | 40% | 50% | 60% |
| 1 | 18 | 640 | 256 | 320 | 384 |
| 2 | 24 | 1046 | 418 | 523 | 628 |

*) We recommend a 40% utilization of the cable capacity.

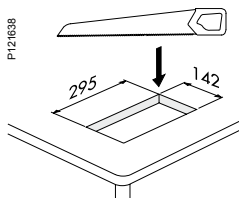


Dimensions

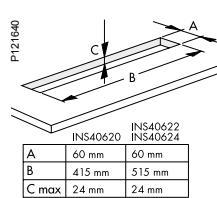
6-sided pop-up box



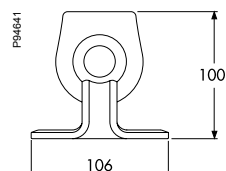
Desk box with flip lid



Flush-mounted desk box with flange



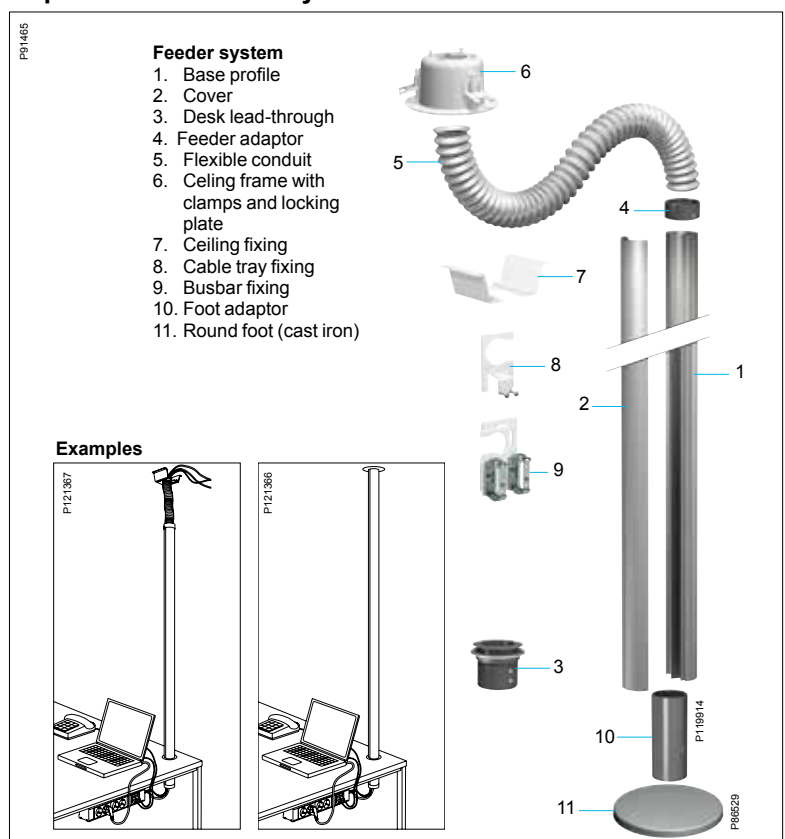
Turnable service box



1-sided pop-up box



Exploded view feeder system





OptiLine 50 floor boxes

You get many advantages from supplying power and data from the floor. Floor outlet boxes make the power available all around the premises. Thus, the planning of a room will not be blocked by the infrastructure. Both the user and the electrician can benefit from the accessibility. OptiLine 50 floor boxes are equally suited for raised access floors, screeded floors and hollow floors.

A system for all types of floor



While being extremely simple and quick to install, thanks to the tool-less connection of data and the quick-coupling of power, the interior of the floor box is always adapted to its purpose.



Raised access floors


In a raised access floor the boxes can be installed at superior liberty.

Floors of cast-in-situ concrete

Use the screeded floor box. Piping for cables are laid on the rough floor surface or on the concrete reinforcement. Since no part of the screeded box is visible, the floor can be reground without problems.

Hollow floors

Use the Hollow core box. The cavity for the box can easily be made at the hollow core slab factory or at the building site. The cables can be fed in all directions.



Plastic

The plastic floor box is intended for low and medium busy places without extreme loads, even though the 3 mm steel reinforcement of the lid gives it a high load capacity. And the rim of the cover looks nice even after a long time of wear since the plastic material is scratch-resistant.



Stainless steel

For busy places, like entrance halls, foot passages and the like, a stainless steel box is preferable. It gives a solid impression and ages with dignity. This box also has the 3 mm steel reinforcement of the lid and can be provided with floor inserts.



Invisible when not in use, the perfect alternative for discreet installations.

Mount and connect with a Click!




Self-locking

The Quick Fix is the self-locking function of the boxes, effective in all floor types. No tools are needed. The more load there is on the box, the tighter it fits to the floor.



Click-in-mounting

The outlet frames are made for direct click-in mounting of outlets and devices.



Quick-coupling

Installation couplers do wonders for mounting time as well as for future flexibility.



Capacious and enclosed

Approved for mixed installation of power and data. No need of extra boxes or partition walls and no problems with the bending radius of the cables.




Large capacity

The box gives room for 15 modules with a free distribution between power and data according to your needs.



Cable holders

To hold cables in place, not to let them be pulled out or get jammed.



Cable exits

The lid has double cable exits and can be turned 180 degrees.



Self-closing

The lid is self-closing to minimize the risk of accidents.



High loading capacity

The reinforcement of the lid gives it a high loading capacity.

Other accessory alternatives



Feeding cable 1–10 m



Switch



Dimmer



DIN-box for earth leakage breaker, etc.

Completely embedded


OptiLine floor outlet box + Screeded floor box



There is space enough in the pipes for our slim installation couplers.



P1132705



P1130548

P1130546

Screeded floor boxes

Choose between the 4 or 6-8 module box. Booth supporting the same accessories.

Robust lid

The load capacity of the floor is not affected by the boxes since the lid has been reinforced with 3 mm steel.

Cable exits

The cable exits are lined with foamed plastic, preventing dirt from penetrating into the box. The hinged lid can be turned 180 degrees for an opposite direction of the cable exits and is removed in a simple operation.

Quick-connect network

The LexCom "crocodile" enables connecting of Cat. 6A in around 30 seconds. Tool-less!

Mount without tools

The outlets have a quick-connect function and are clicked into the mounting frame.

Colour match

The lid has a recess for an insert of the same material as the surrounding floor. In the plastic box the maximum thickness of the insert material is 6 mm and in the stainless box 15 mm.

Quick-couplings

Save time using cables with installation couplers! Available in various lengths and types.

Smart screeded box

The box is made of galvanized sheet steel. It is filled with cellular plastic to prevent con-crete and water from leaking into the hole in the building phase. And no one runs the risk of treading through. The filling is easily removed after screeding.

P1130605

DIN enclosure


You can install a fuse or an earth leakage breaker in the box for extra safety.

50 mm adaptors

The adaptors for 50 mm tubes/conduits also provide room enough to feed the box with cables with installation couplers. Reduction sleeves down to 16 mm are available.

Level adjustment

The screeded floor box is very easy to height adjust to finished floor level. For extra height, adjustable supporters can be used.



100%

new installation
standard

Hollow core box – Take advantage of the hidden spaces

The construction business today is all about finding robust, safe and strong building materials that are cost-effective and easy to handle. Hollow core slabs are one of the most frequently used types of pre-fabricated concrete floors in office buildings today. No extra reinforcement is needed and the floors can be finalized with a minimum of filling. And it gets even better – now you can also make use of the empty spaces.

The hollow core slabs have 4-5 hollows running lengthwise in the core. Now it is possible to take advantage of this hidden capacity underneath the floor level. Schneider Electric is the first manufacturer to launch a floor box system that is tailor-made for hollow flooring with cavities of

Ø170 mm or larger. With the OptiLine Hollow Core Box, you can install electricity and cabling without affecting the floor strength. Power and data will be easily accessed, offering significant benefits for the installer as well as for the end-user.

Small demands on space, surprisingly spacious inside


75%

less screeding



Less screeding – good for the environment.

Installing conventional screeded floor boxes usually results in having to apply additional screeding, adding extra time and costs to the construction phase. As the OptiLine Hollow Core Box is totally submerged in the slab, no extra screeding is needed to keep it in place.



50%

more space

To reduce the overall building height, the demand for lower floor boxes has increased, resulting in less coupling space. With the Hollow Core Box, there is plenty of room for connections and cable loops as well as for bulky transformers. Still, the floor box lid can be closed.



25%

cost saving

By reduced screeding needs, together with all the other benefits of the OptiLine Installation System, you will save both time and money during the construction and installation phase.



Hollow core box



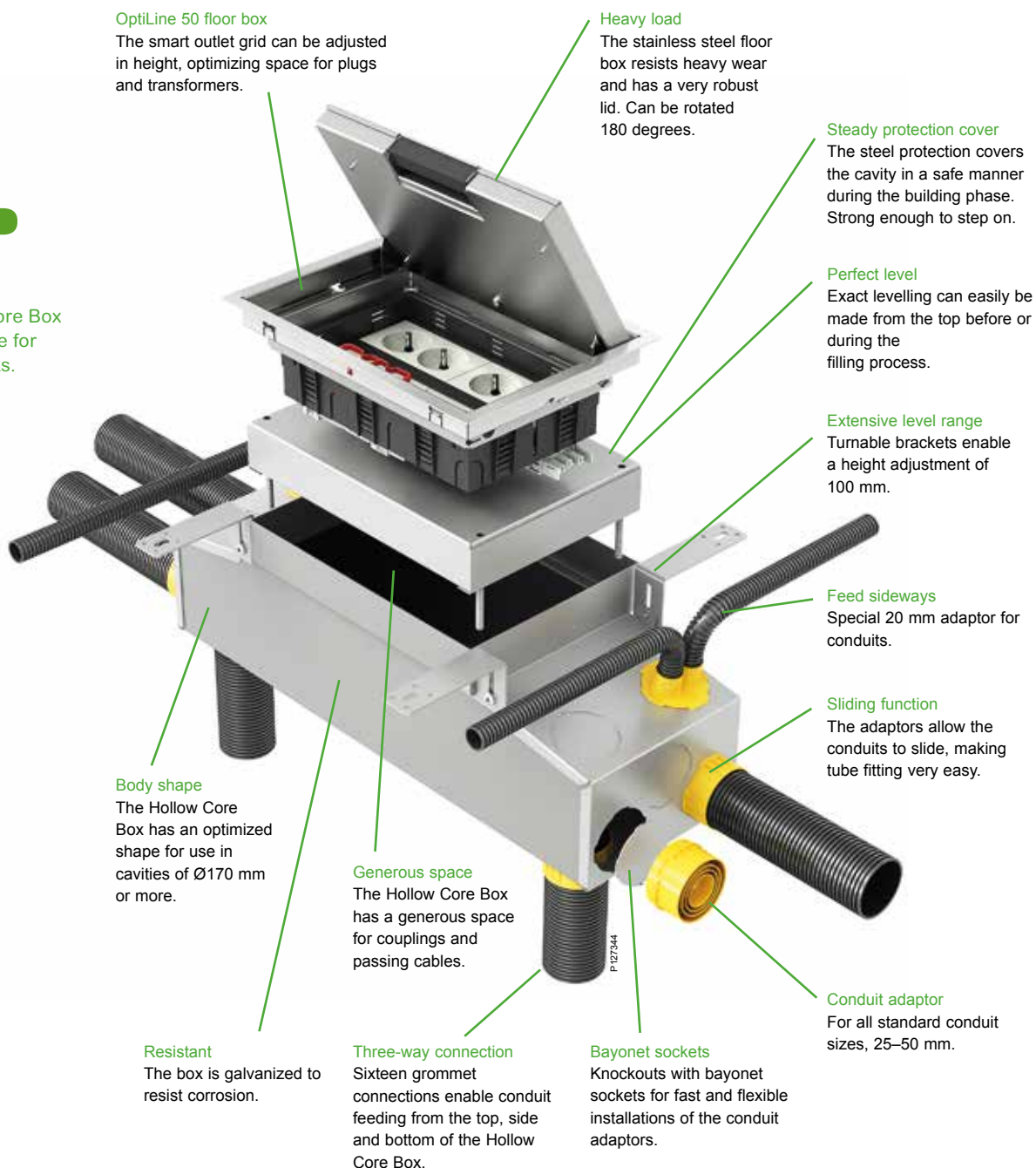
0%
loss of floor
strength

The hollow core box in depth

The Hollow Core Box has an optimized shape for use in cavities of Ø170 mm or bigger. The cavity for the box can easily be made at the hollow core slab factory or at the building site. Correctly installed, it will not affect the strength of the floor construction. The Hollow Core Box has been designed to support the OptiLine 50 floor boxes. Take a look at all the features.



The Hollow Core Box is also suitable for refurbishments.



Floor outlet boxes

| Type | Colour | Dimensions ^a A/B/C (mm) ^b | Qty per package | EAN code | Ref. No. |
|--|--------|--|-----------------|---------------|-----------------|
| Plastic floor box | | | | | |
| Complete rectangular floor outlet box, including mounting frame, quick fixation and two cable exits. The outlet capacity is maximum fifteen 50 x 50 mm OptiLine 50 wiring devices. Cable exit capacity: 1850 mm ² , max. cable Ø12 mm. The hinged lid can be installed in two positions and is easily removed. It can be fitted with an insert of floor material of up to 6 mm thickness. Material: PA/ABS, steel. | | | | | |
| 15 module box | Grey | 75/222/348 | 1 | 3606485135656 | INS50045 |
| Metal floor boxes | | | | | |
| Complete square floor outlet box, including mounting frame, quick fixation and cable exit. The total height of the floor box is adjustable from 85 mm to 115 mm, in steps of 5 mm. The outlet capacity is maximum four 50 x 50 mm OptiLine 50 wiring devices. Cable exit capacity: 1245 mm ² , max. cable Ø15 mm. The hinged lid can be installed in two positions and is easily removed. It can be fitted with an insert of floor material of up to 15 mm thickness. Material: Stainless steel. | | | | | |
| 4 module box | — | 81/199/199 | 1 | 3606480482489 | INS51043 |
| Complete rectangular floor outlet box, including mounting frame, quick fixation and cable exit. The total height of the floor box is adjustable from 85 mm to 115 mm, in steps of 5 mm. The outlet capacity is maximum eight 50 x 50 mm OptiLine 50 wiring devices. Cable exit capacity: 1245 mm ² , max. cable Ø15 mm. The hinged lid can be installed in two positions and is easily removed. It can be fitted with an insert of floor material of up to 15 mm thickness. Material: Stainless steel. | | | | | |
| 8 module box | — | 81/199/276 | 1 | 3606480483042 | INS51044 |
| Complete rectangular floor outlet box, including mounting frame, quick fixation and two cable exits. The outlet capacity is maximum fifteen 50 x 50 mm OptiLine 50 wiring devices. Cable exit capacity: 2490 mm ² , max. cable Ø15 mm. The hinged lid can be installed in two positions and is easily removed. It can be fitted with an insert of floor material of up to 15 mm thickness. Material: Stainless steel. | | | | | |
| 15 module box | — | 86/222/348 | 1 | 3606485135663 | INS51045 |
| Metal floor box for Switzerland | | | | | |
| Complete rectangular floor outlet box, including mounting frame, quick fixation and cable exit. To be fitted in a screeded floor box or in a raised floor of maximum 40 mm panel thickness. The outlet capacity is maximum twelve 50 x 50 mm OptiLine 50 wiring devices. Cable exit capacity: 1245 mm ² , max. cable Ø11 mm. The hinged lid can be installed in two positions and is easily removed. It can be fitted with an insert of floor material of up to 16 mm thickness. Installation depth 90 mm. NOTE: Intended for Switzerland only. Material: Stainless steel. | | | | | |
| 12 module box for CH | — | 86/230/375 | 1 | 3606480446191 | INS51030 |

Accessories

| | | | | | |
|---|---|-------------|---|---------------|-----------------|
| Screeded floor boxes | | | | | |
| Metal screeded floor box for embedment in screeded floors with minimum 100 mm thickness. With openings for feeding on all four sides, equipped with blank plates on three sides. Suitable for both flush floor trunking and tube feeding. The screeded floor box has an adjustable internal height of between 98 and 125 mm. When used in a thicker floor, adjustable supporters should be used. NOTE: Please be aware of the minimum bending radius of cabling during wiring and installation of the floor outlet box. Material: Sheet steel. | | | | | |
| Screeded floor box 4 modules | — | 125/302/405 | 1 | 3606480482496 | ISM50343 |
| Screeded floor box 8 modules | — | 124/301/482 | 1 | 3606480483059 | ISM50342 |
| Screeded floor box 15 modules | — | 100/338/524 | 1 | 3606485135687 | ISM50340 |
| Screeded floor box for Switzerland | | | | | |
| Metal screeded floor box for embedment in screeded floors with minimum 90 mm thickness. With openings for feeding on all four sides, equipped with blank plates on three sides. Suitable for both floor trunking and tube feeding. The screeded floor box has an adjustable internal height of between 90 and 110 mm. When used in a thicker floor, adjustable supporters should be used. NOTE: Please be aware of the minimum bending radius of cabling during wiring and installation of floor outlet box. Intended for Switzerland only. Material: Sheet steel. | | | | | |
| Screeded floor box 12 modules for CH | — | 100/351/584 | 1 | 3606480446214 | INS52000 |

Floor outlet boxes

| | Type | Colour | Dimensions ^a A/B/C (mm) | Qty per package | EAN code | Ref. No. |
|---|---------------------------------------|-----------|---------------------------------------|-----------------|---------------|-----------------|
| Metal floor boxes | | | | | | |
| 8 and 12 module stainless steel floor boxes complete with die cast aluminium lid in stainless steel or gun metal colour. Lids provided with a protective film on the upper surface. There are two versions of the lid available. One lid has a recess for lid infill and one has a flat top surface to be used as is. Soft closing lid protects both user fingers and cables. The special design of the interface between the lid and frame also protects cables from being pinched. All cables should be routed through the cable exit. When installed in concrete, use screed box INS62038 for 8 module and INS62039 for 12 module. Material: Stainless steel and die cast aluminium. | | | | | | |
| P150154 | 8 module floor box with flush lid | Stainless | 91/255/278 | 1 | 9311554771904 | INS62030 |
| P150159 | 8 module floor box with recessed lid | Stainless | 91/255/278 | 1 | 9311554771928 | INS62032 |
| P150161 | 8 module floor box with flush lid | Gun metal | 91/255/278 | 1 | 9311554771911 | INS62031 |
| P150160 | 8 module floor box with recessed lid | Gun metal | 91/255/278 | 1 | 9311554771935 | INS62033 |
| P150156 | 12 module floor box with flush lid | Stainless | 91/255/378 | 1 | 9311554771942 | INS62034 |
| P150164 | 12 module floor box with recessed lid | Stainless | 91/255/378 | 1 | 9311554771966 | INS62036 |
| P150163 | 12 module floor box with flush lid | Gun metal | 91/255/378 | 1 | 9311554771959 | INS62035 |
| P150162 | 12 module floor box with recessed lid | Gun metal | 91/255/378 | 1 | 9311554771973 | INS62037 |
| Metal floor box carcass | | | | | | |
| 8 module stainless steel floor box carcass. For use together with 8 module lid flush or recessed, stainless steel or gun metal colour. When installed in concrete, use screed box INS62038. Material: Stainless steel. | | | | | | |
| P1487Z | 8 module carcass AU | — | 88/235/270 | 1 | 9311554775100 | INS51245 |
| 12 module stainless steel floor box carcass. For use together with 12 module lid flush or recessed, stainless steel or gun metal colour. When installed in concrete, use screed box INS62039. Material: Stainless steel. | | | | | | |
| P1487Z6 | 12 module carcass AU | — | 88/235/370 | 1 | 9311554775117 | INS51240 |

Accessories

| Lid, stainless steel colour | | | | | | |
|---|--------------------------------|-----------|------------|---|---------------|-----------------|
| Floor box lids to be used together with Metal floor box carcass. Lids provided with a protective film on the upper surface. There are two versions of the lid available. One lid has a recess for lid infill and one has a flat top surface to be used as is. Soft closing lid protects both user fingers and cables. The special design of the interface between the lid and frame also protects cables from being pinched. All cables should be routed through the cable exit. Material: Diecast aluminium. | | | | | | |
| P1487Z2 | For 8 module carcass flush | Stainless | 21/255/278 | 1 | 9311554775032 | INS51220 |
| P1487Z4 | For 8 module carcass recessed | Stainless | 21/255/278 | 1 | 9311554775049 | INS51230 |
| P148718 | For 12 module carcass flush | Stainless | 21/255/378 | 1 | 9311554775087 | INS51200 |
| P1487Z0 | For 12 module carcass recessed | Stainless | 21/255/378 | 1 | 9311554775094 | INS51210 |









Accessories

| | Type | Colour | Dimensions ^a A/B/C (mm) | Qty per package | EAN code | Ref. No. |
|--|--|-------------|---------------------------------------|-----------------|---------------|-----------------|
| Lid, gunmetal steel colour | | | | | | |
| Floor box lids to be used together with Metal floor box carcass. Lids provided with a protective film on the upper surface. There are two versions of the lid available. One lid has a recess for lid infill and one has a flat top surface to be used as is. Soft closing lid protects both user fingers and cables. The special design of the interface between the lid and frame also protects cables from being pinched. All cables should be routed through the cable exit. Material: Aluminium alloy. | | | | | | |
| P148723 | For 8 module carcass flush | Gun metal | 21/255/278 | 1 | 9311554775025 | INS51225 |
| P148725 | For 8 module carcass recessed | Gun metal | 21/255/278 | 1 | 9311554775056 | INS51235 |
| P148719 | For 12 module carcass flush | Gun metal | 21/255/378 | 1 | 9311554775063 | INS51205 |
| P148721 | For 12 module carcass recessed | Gun metal | 21/255/378 | 1 | 9311554775070 | INS51215 |
| Screeded boxes | | | | | | |
| Metal screed box for use with 8 module stainless steel floor box carcass. Minimum screed depth 195 mm. Suitable for flexible conduit feeders. When used in deeper screed, adjusters should be used to level the box with the achieved floor surface. Note: please be aware of the minimum bending radii of cables during installation of the floor box. Material: Sheet steel. | | | | | | |
| P148733 | Screeded box 8 modules carcass AU | — | 90/295/400 | 1 | 9311554771980 | INS62038 |
| Metal screed box for use with 12 module stainless steel floor box carcass. Minimum screed depth 195 mm. Suitable for flexible conduit feeders. When used in deeper screed, adjusters should be used to level the box with the achieved floor surface. Note: please be aware of the minimum bending radii of cables during installation of the floor box. Material: Sheet steel. | | | | | | |
| P148732 | Screeded box 12 modules carcass AU | — | 90/295/400 | 1 | 9311554771997 | INS62039 |
| Hollow core box | | | | | | |
| Metal screeded floor box for embedment in the cavity of hollow core slabs with cavities of at least Ø170 mm. With knock-outs for conduit adaptors, four upwards, 2 x 3 sideways and six downwards. Equipped with brackets for rough height fixation 0-75 mm and fine-adjustment screws for fine tuning to the finished floor level. The top entry is covered with a lid for good safety during the construction time. Suitable for 8-module floor box. Material: Sheet steel. | | | | | | |
| P131349 | Hollow core box 8 modules | — | 166/184/502 | 1 | 3606480483066 | ISM50356 |
| Conduit adaptors | | | | | | |
| Conduit adaptor for two conduits 20 mm. Material: PP. | | | | | | |
| P131533 | Conduit adaptor 2 x 20 mm Yellow | | 58/58/32 | 10 | 3606480483073 | ISM50370 |
| Conduit adaptor for conduits 25, 32, 40 or 50 mm. Diameter choice by punching out to right size. Material: PP. | | | | | | |
| P131534 | Conduit adaptor 1 x 25, 32, 40 or 50 mm Yellow | | 58/58/32 | 10 | 3606480483080 | ISM50371 |
| Adjustable supporter | | | | | | |
| Adjustable supporter, intended for height adjustment of the screeded floor box to the finished floor level. To be used for cast floors with a thickness ranging from 126 to 290 mm. Material: PP, PA6. | | | | | | |
| P119916 | Supporter | Grey, black | 111/111/63-255 | 4 | 3606480297977 | ISM50341 |


Accessories

| | Type | Colour | Dimensions ^A A/B/C (mm) ^B | Qty per package | EAN code | Ref. No. |
|------------------------------------|---|---------------|--|--------------------|---------------|-----------------|
| P108223 | Front cover | | | | | |
| | Front cover intended to cover one or more open compartments in the outlet grid. The length is 250 mm, but the profile may easily be cut to the desired length. Material: PA/ABS. | | | | | |
| P110598 P110599 | Mounting plate | | | | | |
| | Blank mounting plate to be used to enable future extension of VDI outlets. To be snap-fitted in the front opening. Material: PC/ABS. | | | | | |
| P85643 P85644 P11235 | Lid infill, linoleum | | | | | |
| | Lid infill to be used in the lid of floor outlet boxes. Provided with self-adhesive tape underneath. If the lid infill is to be used in a metal floor box, a 9 mm thick extra spacer material is required. Material: Linoleum. | | | | | |
| | For 4 module box | Grey | 6/139/167 | 1 | 3606480031007 | ISM50807 |
| | For 8 module box | Grey | 6/139/245 | 1 | 3606480031014 | ISM50808 |
| | For 15 module box | Grey | 6/162/316 | 1 | 3606485135700 | ISM50819 |
| P8387 P8388 P11255 P11255 | Lid infill, stainless steel | | | | | |
| | Lid infill to be used in the lid of floor outlet boxes. Provided with a protective film on the upper surface and a soft rubber layer with self-adhesive tape underneath. If the lid infill is to be used in a metal floor box, a 9 mm thick extra spacer material is required. Material: Stainless steel, silicone rubber. | | | | | |
| | For 4 module box | — | 6/139/167 | 1 | 3606480025761 | ISM50817 |
| | For 8 module box | — | 6/139/245 | 1 | 3606480025761 | ISM50818 |
| | For 12 module box Only intended for Switzerland | — | 6/199/317 | 1 | 3606480446207 | INS51032 |
| | For 15 module box | — | 6/162/316 | 1 | 3606485135694 | ISM50820 |
| P85638 | Swivel fixing | | | | | |
| | Swivel fixings to be mounted on either short side of a floor outlet box. Intended for use as additional fixing method in raised floors with a panel thickness ranging from 23 mm to 53 mm. Material: PA6, steel. | | | | | |
| | Swivel fixing | Blue | 58/12/25 | 2 | 3606480031052 | ISM50823 |
| P85001 | Flexible conduit | | | | | |
| | Flexible conduit (split tube), diameter 25 mm, to be used for cable feeding from floor outlet box to desktop. Cables to be installed by using mounting tool ISM50852. Material: PP. | | | | | |
| | Flexible conduit | Grey metallic | Ø25/2000 | 2 | 3606480150340 | ISM50850 |
| P85084 | Mounting tool | | | | | |
| | Mounting tool for installation of cables in 25 mm split-tube flexible conduits. Material: PP. | | | | | |
| | Mounting tool | — | 115/36/70 | 1 | 3606480150357 | ISM50852 |
| P85085 | Separation clip | | | | | |
| | Clip to be snap-fitted around two flexible conduits, separating power and low voltage cables. Separation distance between cables = 25 mm. To be mounted at 200 mm intervals. Material: PP. | | | | | |
| | Separation clip | Grey metallic | 34/28/70 | 6 | 3606480160776 | ISM50851 |

Compatible steel trunking products

| Type | Colour | Dimensions ^a A/B/C (mm) |  | Qty per package | EAN code | Ref. No. |
|---|--------------------------|---------------------------------------|---|-----------------|---------------|-----------------|
| Underscreed floor trunking with two compartments | | | | | | |
| Floor trunking with two compartments and integrated separation wall, intended for embedded use in screeded floors, in combination with screeded floor boxes of plastic or metal. Available in two heights, 28 and 38 mm. Material: Sheet steel, galvanized. | | | | | | |
|  | 150 x 28 mm | — | 28/150/2000 | 2 m | 8428031087913 | 4260101 |
| | 150 x 38 mm | — | 38/150/2000 | 2 m | 8428031087982 | 4260111 |
| | 200 x 28 mm | — | 28/200/2000 | 2 m | 8428031087920 | 4260102 |
| | 200 x 38 mm | — | 38/200/2000 | 2 m | 8428031087999 | 4260112 |
| Underscreed floor trunking with three compartments | | | | | | |
| Floor trunking with three compartments and integrated separation walls, intended for embedded use in screeded floors, in combination with screeded floor boxes of plastic or metal. Available in two heights, 28 and 38 mm. Material: Sheet steel, galvanized. | | | | | | |
|  | 250 x 28 mm | — | 28/250/2000 | 2 m | 8428031087968 | 4260106 |
| | 250 x 38 mm | — | 38/250/2000 | 2 m | 8428031088033 | 4260116 |
| Fixation clamp | | | | | | |
| Clamp intended to fix a 28 mm high floor trunking to the concrete floor and to hold the position at the screeded floor-box junction. Material: Sheet steel, galvanized. | | | | | | |
|  | For 150 mm | — | 30/157/40 | 1 | 8428031147129 | ISM50151 |
| | For 200 mm | — | 30/257/40 | 1 | 8428031147136 | ISM50152 |
| | For 250 mm | — | 30/307/40 | 1 | 8428031147143 | ISM50153 |
| Same as above but for 38 mm high floor trunking. Material: Sheet steel, galvanized. | | | | | | |
|  | For 150 mm | — | 40/157/40 | 1 | 8428031147167 | ISM50156 |
| | For 200 mm | — | 40/257/40 | 1 | 8428031147174 | ISM50157 |
| | For 250 mm | — | 40/307/40 | 1 | 8428031147181 | ISM50158 |
| Vertical corner with two compartments | | | | | | |
| Vertical corner with two compartments and an integrated separation wall. Intended to guide cables from vertical to horizontal direction. The bend of the corner is chamfered, allowing a proper bending radius of the cables. Material: Sheet steel, galvanized. | | | | | | |
|  | For 150 x 28 mm trunking | — | 201/150/201 | 1 | 8428031096267 | 4260133 |
| | For 150 x 38 mm trunking | — | 201/150/201 | 1 | 8428031096335 | 4260140 |
| | For 200 x 28 mm trunking | — | 201/200/201 | 1 | 8428031096274 | 4260134 |
| | For 200 x 38 mm trunking | — | 201/200/201 | 1 | 8428031096489 | 4260141 |
| Vertical corner with three compartments | | | | | | |
| Vertical corner with three compartments and two integrated separation walls. Intended to guide cables from vertical to horizontal direction. The bend of the corner is chamfered, allowing a proper bending radius of the cables. Material: Sheet steel, galvanized. | | | | | | |
|  | For 250 x 28 mm trunking | — | 201/250/201 | 1 | 8428031096311 | 4260138 |
| | For 250 x 38 mm trunking | — | 201/250/201 | 1 | 8428031096526 | 4260145 |
| Earthing kit | | | | | | |
| Kit including earth wire with flat pin connectors and earthing clamps. Intended to provide an earth connection between two metal floor trunking bodies, or other sheet metal products. Material: Spring steel, copper. | | | | | | |
|  | Earthing kit | Yellow/green | L = 200 | 10 | 3606480028519 | ISM10953 |
| | | | L = 300 | 10 | 3606480028526 | ISM10954 |

Compatible Thorsman UFB products

| Type | Colour | Dimensions ^a A/B/C (mm) |  | Qty per package | EAN code | Ref. No. |
|---|--------|---------------------------------------|---|-----------------|---------------|----------------|
| Conduit adaptor | | | | | | |
| Adaptor for the connection of 1–4 conduits to the screeded floor box. The adaptor has four openings for Ø50 mm (dimensions acc. to EN 60423) conduits. For smaller diameters, reduction sleeves can be used. They are easily pushed into the open ends of the adaptor. All entrances are provided with a knock-out opening on the inside to prevent unintentional leakage of concrete into the screeded box when the entrance is not in use. Material: PP. | | | | | | |
| UFB-AP | Yellow | 55/40/257 | | 10 | 7315885197756 | 5197755 |
| Reduction sleeve | | | | | | |
| Reduction sleeve for the fitting of conduits smaller than Ø50 mm in adaptor UFB-AP. The reduction sleeve is available for four different dimensions: Ø16, Ø20, Ø32 and Ø40 mm (dimensions acc. to EN 60423). The opening for the feeding conduit should be positioned at the bottom edge of the reduction sleeve, for a stable position of the conduit. Material: PP. | | | | | | |
| UFB-RM For conduits Ø16 mm | Yellow | Ø50/39 | | 10 | 7315885197824 | 5197820 |
| UFB-RM For conduits Ø20 mm | Yellow | Ø50/39 | | 10 | 7315880046820 | 5197825 |
| UFB-RM For conduits Ø32 mm | Yellow | Ø50/39 | | 10 | 7315885197831 | 5197830 |
| UFB-RM For conduits Ø40 mm | Yellow | Ø50/39 | | 10 | 7315880046837 | 5197835 |
| Floor trunking adaptor for 28 mm high trunking | | | | | | |
| Adaptor to be fitted to the side entrance of the screeded floor box for the connection of 28 mm high floor trunking to the box. Material: Sheet steel S 235 JR. | | | | | | |
| UFB-AP For 150 x 28 mm floor trunking | — | 55/40/257 | | 10 | 7332418017633 | 5197761 |
| UFB-AP For 200 x 28 mm floor trunking | — | 55/40/257 | | 10 | 7332418017640 | 5197762 |
| UFB-AP For 250 x 28 mm floor trunking | — | 55/40/282 | | 10 | 7332418017657 | 5197763 |
| Floor trunking adaptor for 38 mm high trunking | | | | | | |
| Adaptor to be fitted to the side entrance of the screeded floor box for the connection of 38 mm high floor trunking to the box. Material: Sheet steel S 235 JR. | | | | | | |
| UFB-AP For 150 x 38 mm floor trunking | — | 55/40/257 | | 10 | 7332418017664 | 5197771 |
| UFB-AP For 200 x 38 mm floor trunking | — | 55/40/257 | | 10 | 7332418017671 | 5197772 |
| UFB-AP For 250 x 38 mm floor trunking | — | 55/40/282 | | 10 | 7332418017688 | 5197773 |

OptiLine 50 Floor boxes


Technical description



Technical and Material data

| | | |
|--|---|---|
| PA6 (polyamide 6) | Density | 1.13 g/cm ³ |
| | Fire rating | UL94 V2 (3.2 mm) |
| | Colour | Blue RAL 5003 |
| PA/ABS (polyamide/acrylonitrile butadiene styrene) | Density | 1.12 g/cm ³ |
| | Fire rating | UL 94 HB (halogen-free) |
| | Colour | Grey RAL 7011 Dark grey RAL 7043 |
| PP (polypropylene) | Density | 0.905 g/cm ³ |
| | Fire rating | UL94 HB |
| | Colour | Yellow |
| Aluminium alloy | Colour | Gunmetal steel plating Stainless steel plating |
| | Specification | S 350 GD |
| Sheet steel | Density | 7.8 g/cm ³ |
| | Surface treatment | Zinc coated |
| | Specification: | x 5CrNi 18-10 |
| Stainless steel | Density: | 7.8 g/cm ³ |
| | Specification: | x 5CrNi 18-10 |
| Degree of protection | IP20 | |
| Standards | The products comply with EN 60670-23. Load according to EN 50085-2-2. | |
| | Swiss installation standard NIN 2010 (12 module floor outlet box only) | |
| | Australian floor boxes are currently being tested. | |
| Temperature range | The products satisfy the provisions for CE marking according to the Low Voltage Directive 73/23/EEC and 93/68/EEC | |
| | Operating temperature from -25°C to +60°C | |
| Impact | 2 J (IK07) | |

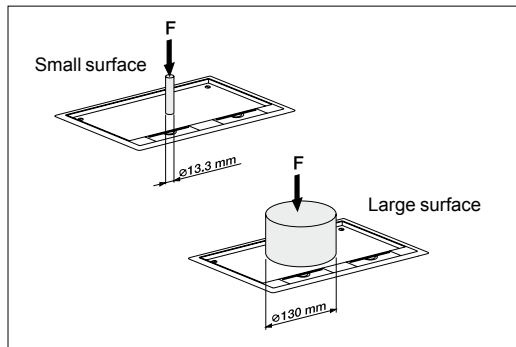
Exploded views



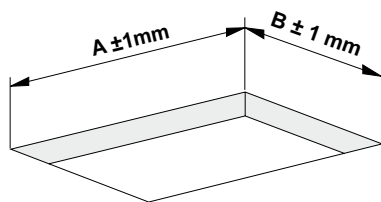
Cable capacity

| Type | A | | B | Total |
|---|-----------------|------|---|-------|
| | mm ² | | | |
| Floor trunking with two compartments | | | | |
| | A | B | | |
| 150 x 28 mm | 1885 | 1885 | | 3770 |
| 150 x 38 mm | 2610 | 2610 | | 5220 |
| 200 x 28 mm | 2535 | 2535 | | 5070 |
| 200 x 38 mm | 3510 | 3510 | | 7020 |
| Floor trunking with three compartments | | | | |
| | A | B | A | |
| 250 x 28 mm | 1898 | 2450 | | 6246 |
| 250 x 38 mm | 2628 | 3430 | | 8686 |
| 350 x 28 mm | 3198 | 2450 | | 8846 |
| 350 x 38 mm | 4428 | 3430 | | 12286 |

Max. load according to EN 50085-2-2



Hole dimensions

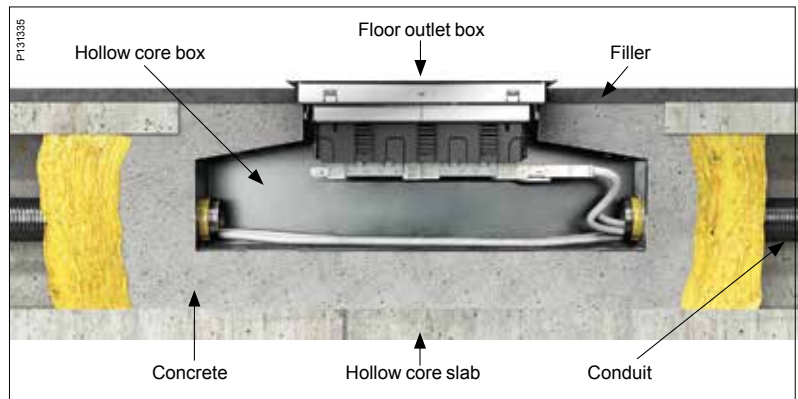


| Ref no | Material | | A | B |
|--|----------|--------------|-----|-----|
| INS51043 | steel | 4 module | 179 | 179 |
| INS51044 | steel | 8 module | 256 | 179 |
| INS51030 | steel | 12 module CH | 357 | 210 |
| INS51045 | plastic | 15 module | 327 | 201 |
| INS50045 | plastic | 15 module | 327 | 201 |
| INS62030 INS62031 INS62032 INS62033 | steel | 8 module AU | 260 | 236 |
| INS62034 INS62035 INS62036 INS62037 | steel | 12 module AU | 360 | 236 |

Max. load according to EN 50085-2-2

| Plastic floor box 15 modules, INS50045 | | | |
|--|-----------|----------------------------|-----------|
| Small surface | Force (N) | Force (N) | Force (N) |
| Without inlay | 2500 | With stainless steel inlay | 3000 |
| Large surface | | | |
| Without inlay | 3000 | With stainless steel inlay | 5000 |
| Metal floor box 4 modules, INS51043 | | | |
| Small surface | Force (N) | Force (N) | Force (N) |
| Without inlay | 3000 | With stainless steel inlay | 3000 |
| Large surface | | | |
| Without inlay | 10000 | With stainless steel inlay | 10000 |
| Metal floor box 8 modules, INS51044 | | | |
| Small surface | Force (N) | Force (N) | Force (N) |
| Without inlay | 3000 | With stainless steel inlay | 3000 |
| Large surface | | | |
| Without inlay | 10000 | With stainless steel inlay | 10000 |
| Metal floor box 12 modules, INS51030 | | | |
| Small surface | Force (N) | Force (N) | Force (N) |
| Without inlay | 3000 | With stainless steel inlay | 3000 |
| Large surface | | | |
| Without inlay | 5000 | With stainless steel inlay | 10000 |
| Metal floor box 15 modules, INS51045 | | | |
| Small surface | Force (N) | Force (N) | Force (N) |
| Without inlay | 3000 | With stainless steel inlay | 3000 |
| Large surface | | | |
| Without inlay | 5000 | With stainless steel inlay | 10000 |

Application picture hollow core box

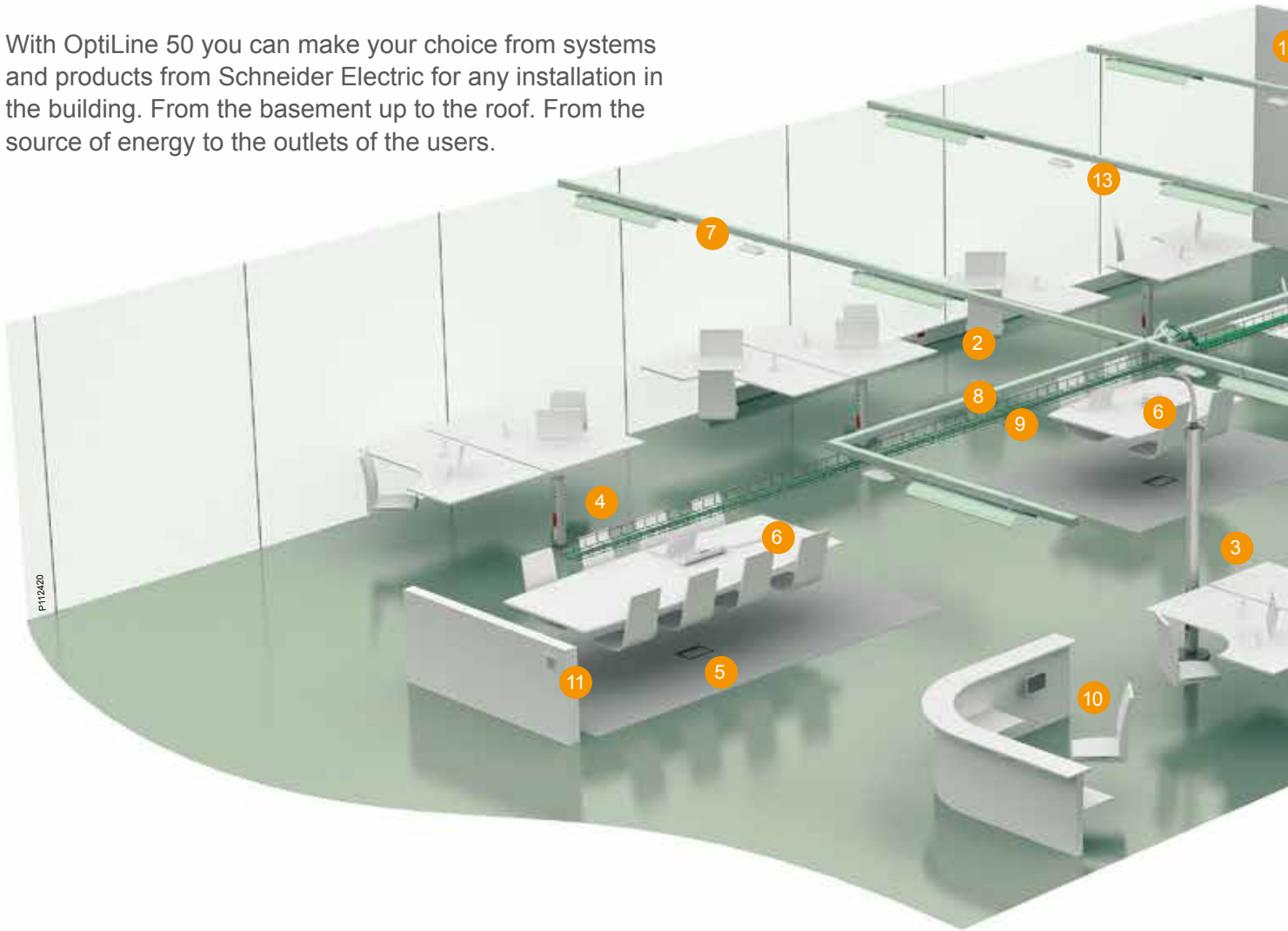


Installation depth

| | INS60020 | | INS60010 INS60012 INS60014 | | INS60011 INS60013 INS60015 | | INS60034 INS60035 INS60036 INS60037 | | INS68104 INS68105 | |
|----------------------------|----------|--------|----------------------------------|--------|----------------------------------|--------|--|--------|----------------------|--------|
| | A min | B max. | A min | B max. | A min | B max. | A min | B max. | A min | B max. |
| Steel floor box INS51045 | 120 | 72 | 105 | 88 | 112 | 80 | 117 | 105 | 110 | — |
| Plastic floor box INS50045 | 110 | 62 | 95 | 78 | 102 | 70 | 107 | 95 | 100 | — |
| Steel floor box INS51044 | 110–130 | 65–85 | 100–120 | 80–100 | 115–130 | 80–95 | 110–130 | 95–115 | 110–130 | — |
| Steel floor box INS51043 | 110–130 | 65–85 | 100–120 | 80–100 | 115–130 | 80–95 | 110–130 | 95–115 | 110–130 | — |

A complete solution. For the whole building!

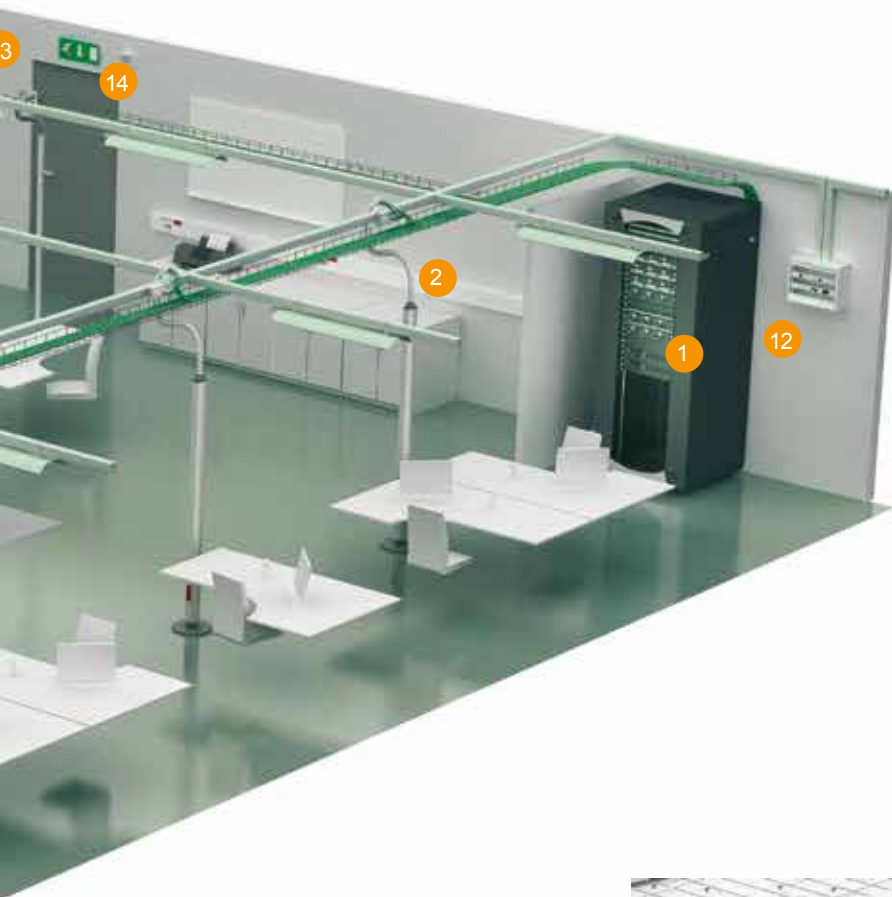
With OptiLine 50 you can make your choice from systems and products from Schneider Electric for any installation in the building. From the basement up to the roof. From the source of energy to the outlets of the users.



You will benefit from sticking to us

OptiLine 50 allows you to use products and systems from Schneider Electric anywhere, in the whole building. The advantages are several: Different functions in the building will harmonize completely with one another. Everything will fit together! You can also feel secure in knowing that our products will be on the market for a long time to come, since we are an important global actor. This fact makes our products well-known, by wholesalers as well as by electricians and electrical consultants. Thus, the knowledge of how to use the products is good, which in turn will reduce faulty installations and unnecessary costs.

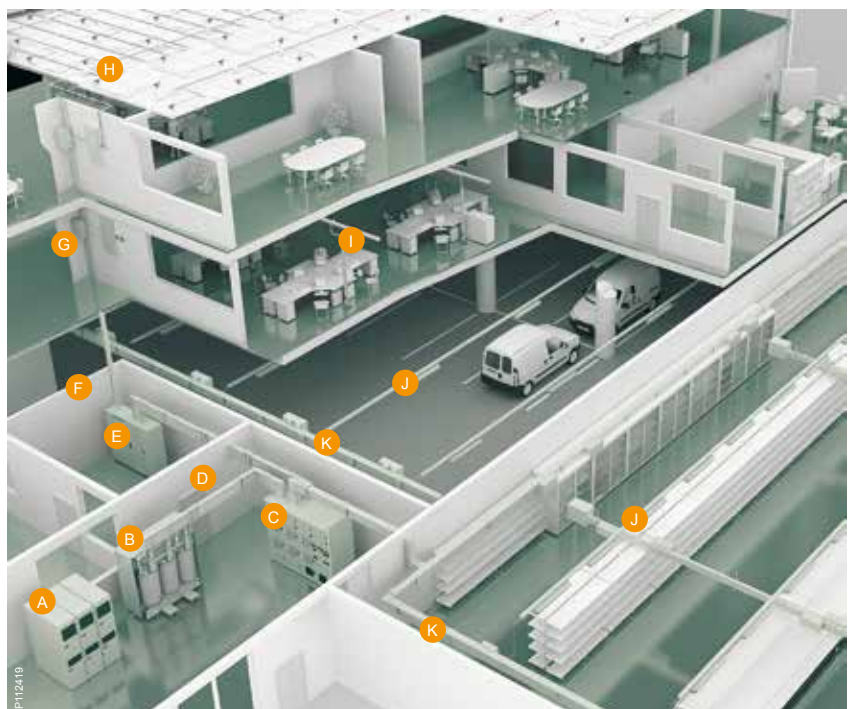
- 1 Network connectivity solutions
- 2 OptiLine installation trunking
- 3 OptiLine outlet poles
- 4 OptiLine outlet posts
- 5 OptiLine floor outlet boxes
- 6 OptiLine furniture boxes
- 7 Canalis busbar trunking
- 8 Canalis busbar trunking
- 9 Performa mesh trays
- 10 KNX building automation
- 11 Wireless system
- 12 Multi9 final distribution board
- 13 Emergency lighting
- 14 KNX movement detector



Security on a global level

Schneider Electric is the global specialist in energy handling. We can offer integrated solutions to make energy safer and more reliable, effective and productive in the building, industrial and residential market segments as well as for energy and infrastructure.

We can be found in more than 100 countries, helping individuals, companies and organizations to make the most of their energy.



- A** Delta H200 12 kV switchboard
- B** Trihal MV/LV transformer
- C** Okken motor control centre
- D** Canalis KTA busbar trunking 800–5000A
- E** Prisma Plus distribution board
- F** Canalis KS busbar trunking 100–1000A
- G** Canalis tap-off units
- H** Canalis flexible busbar trunking
- I** Canalis KBA busbar trunking
- J** Canalis KBA busbar trunking
- K** Canalis KN busbar trunking 40–160A

Reference number overview

| | | | | | | | | | |
|---------------|--------------------------------|------------------|------------|---------------|----------------------|---------------|--------------|---------------|----------|
| 5595 223..... | 78 | 5971714..... | 40 | INS12150..... | 73 | INS13801..... | 84 | INS40480..... | 108 |
| 1003003..... | 88 | 5971715..... | 40 | INS12200..... | 68 | INS13802..... | 84 | INS40481..... | 108 |
| 1003020..... | 88 | 5971719..... | 41 | INS12201..... | 68, 73, 80 | INS13804..... | 84 | INS40482..... | 108 |
| 1005008..... | 88 | 5971720..... | 41 | INS12202..... | 68, 73, 80 | INS13805..... | 84 | INS40483..... | 108 |
| 1150002..... | 88 | 5971721..... | 41 | INS12203..... | 68, 73, 80 | INS13806..... | 84 | INS40484..... | 108 |
| 1150051..... | 88 | 5971722..... | 41 | INS12204..... | 69, 74, 81 | INS13807..... | 84 | INS40485..... | 108 |
| 1200005..... | 89 | 5971728..... | 41 | INS12205..... | 69, 74, 81 | INS13810..... | 84 | INS40486..... | 108 |
| 1200401..... | 89 | 5971729..... | 41 | INS12206..... | 69, 74, 81 | INS13811..... | 84 | INS40500..... | 117 |
| 1220104..... | 89 | 5971730..... | 41 | INS12207..... | 69, 74, 81 | INS13850..... | 84 | INS40501..... | 117 |
| 1260170..... | 89 | 5971731..... | 41 | INS12250..... | 73 | INS13851..... | 84 | INS40502..... | 119 |
| 1772052..... | 89 | 5971732..... | 41 | INS12300..... | 68 | INS13852..... | 84 | INS40503..... | 119 |
| 1772054..... | 89 | 5971733..... | 41 | INS12301..... | 68, 73, 80 | INS13854..... | 84 | INS40510..... | 117 |
| 1772056..... | 89 | 5971735..... | 41 | INS12302..... | 68, 73, 80 | INS13856..... | 84 | INS40511..... | 117 |
| 1772058..... | 89 | 5971741..... | 41 | INS12304..... | 69, 74, 81 | INS13857..... | 84 | INS40512..... | 119 |
| 3782020..... | 88 | 5971742..... | 41 | INS12305..... | 69, 74, 81 | INS13860..... | 84 | INS40513..... | 119 |
| 3782030..... | 88 | 5971744..... | 40 | INS12306..... | 69, 74, 81 | INS13861..... | 84 | INS40520..... | 118 |
| 3782420..... | 88 | 5971800..... | 40 | INS12307..... | 69, 74, 81 | INS13900..... | 81, 107, 120 | INS40521..... | 118 |
| 3782430..... | 88 | 5971809..... | 40 | INS12310..... | 70, 72, 77, 79, 82 | INS13902..... | 82 | INS40522..... | 119 |
| 3782440..... | 88 | 5971812..... | 40 | INS12311..... | 70, 75 | INS13903..... | 82 | INS40523..... | 119 |
| 4020210..... | 88 | 5971813..... | 41 | INS12312..... | 70, 75 | INS13904..... | 82 | INS40550..... | 121, 132 |
| 4260101..... | 146 | 5971814..... | 41 | INS12320..... | 71 | INS13911..... | 82 | INS40551..... | 132 |
| 4260102..... | 146 | 5971818..... | 41 | INS12321..... | 71 | INS13950..... | 81, 107, 120 | INS40600..... | 127 |
| 4260106..... | 146 | 5971824..... | 41 | INS12322..... | 71 | INS13951..... | 83, 85 | INS40601..... | 127 |
| 4260111..... | 146 | 5971841..... | 41 | INS12323..... | 71 | INS13952..... | 83 | INS40602..... | 127 |
| 4260112..... | 146 | 5971842..... | 41 | INS12324..... | 71, 76 | INS14300..... | 78 | INS40603..... | 127 |
| 4260116..... | 146 | 5971850..... | 40 | INS12325..... | 71, 76 | INS14301..... | 78 | INS40610..... | 127 |
| 4260133..... | 146 | 5971859..... | 40 | INS12326..... | 71 | INS14302..... | 78 | INS40620..... | 128 |
| 4260134..... | 146 | 5971861..... | 40 | INS12327..... | 71 | INS14303..... | 78 | INS40626..... | 129 |
| 4260138..... | 146 | 5971866..... | 41 | INS12350..... | 73 | INS14307..... | 78 | INS40627..... | 129 |
| 4260140..... | 146 | 5971867..... | 41 | INS12360..... | 76 | INS14310..... | 78 | INS40628..... | 129 |
| 4260141..... | 146 | 5971869..... | 41 | INS12361..... | 76 | INS14311..... | 78 | INS40629..... | 129 |
| 4260145..... | 146 | 5971873..... | 41 | INS12362..... | 76 | INS14312..... | 78 | INS40630..... | 130 |
| 5197755..... | 147 | 5971879..... | 41 | INS12363..... | 76 | INS14900..... | 78 | INS40631..... | 130 |
| 5197761..... | 147 | 5971882..... | 41 | INS12367..... | 76 | INS40400..... | 99 | INS40632..... | 130 |
| 5197762..... | 147 | 5971888..... | 41 | INS12400..... | 68 | INS40401..... | 99 | INS40633..... | 130 |
| 5197763..... | 147 | 5971889..... | 41 | INS12401..... | 68, 73, 80 | INS40402..... | 101 | INS40650..... | 130 |
| 5197771..... | 147 | 5971955..... | 40 | INS12402..... | 68, 73, 80 | INS40403..... | 101 | INS40655..... | 130 |
| 5197772..... | 147 | 5971956..... | 41 | INS12404..... | 69, 74, 81 | INS40404..... | 98 | INS40700..... | 128 |
| 5197773..... | 147 | 5971958..... | 40 | INS12405..... | 69, 74, 81 | INS40405..... | 98 | INS40703..... | 129 |
| 5197820..... | 147 | G | | INS12406..... | 69, 74, 81 | INS40406..... | 100 | INS40720..... | 131 |
| 5197825..... | 147 | GCR_CMS9314..... | 100 | INS12407..... | 69, 74, 81 | INS40407..... | 100 | INS40721..... | 131 |
| 5197830..... | 147 | GCR_CMS9315..... | 100 | INS12450..... | 73 | INS40410..... | 99 | INS40722..... | 131 |
| 5197835..... | 147 | GCR_CMS9316..... | 104 | INS12900..... | 69, 71, 107, 120 | INS40411..... | 99 | INS40800..... | 107, 132 |
| 5583010..... | 86 | GCR_CMS9319..... | 104 | INS12901..... | 69, 71, 81, 107, 120 | INS40412..... | 101 | INS41004..... | 98 |
| 5583014..... | 86 | GCR_CMS9320..... | 104 | INS12902..... | 69, 71, 76, 82 | INS40413..... | 101 | INS41005..... | 98 |
| 5583016..... | 86 | GCR_CMS9321..... | 106 | INS12904..... | 70, 71, 82 | INS40414..... | 98 | INS41006..... | 100 |
| 5583018..... | 86 | GCR_CMS9329..... | 106 | INS12905..... | 70, 72, 76, 82, 84 | INS40415..... | 98 | INS41007..... | 100 |
| 5583020..... | 86 | GCR_CMS9342..... | 118 | INS12906..... | 82, 85 | INS40416..... | 100 | INS41008..... | 100 |
| 5583022..... | 86 | GCR_CMS9343..... | 118 | INS12910..... | 70, 75, 82 | INS40417..... | 100 | INS41009..... | 100 |
| 5583024..... | 86 | GCR_CMS9344..... | 118 | INS12911..... | 70, 82 | INS40420..... | 103 | INS41014..... | 98 |
| 5583026..... | 86 | GCR_CMS9379..... | 131 | INS12912..... | 74, 76 | INS40421..... | 103 | INS41015..... | 98 |
| 5583034..... | 86 | GCR_CMS9460..... | 128 | INS13100..... | 80 | INS40422..... | 105 | INS41016..... | 100 |
| 5583036..... | 86 | GCR_CMS9461..... | 128 | INS13150..... | 80 | INS40423..... | 105 | INS41017..... | 100 |
| 5583038..... | 86 | GCR_CMS9462..... | 128 | INS13151..... | 80 | INS40424..... | 102 | INS41024..... | 102 |
| 5583040..... | 86 | GCR_CMS9463..... | 129 | INS13152..... | 80 | INS40425..... | 102 | INS41025..... | 102 |
| 5583042..... | 86 | GCR_CMS9464..... | 131 | INS13153..... | 80 | INS40426..... | 105 | INS41026..... | 105 |
| 5583044..... | 86 | GCR_CMS9510..... | 46 | INS13154..... | 81 | INS40427..... | 105 | INS41027..... | 105 |
| 5583408..... | 86 | GCR_CMS9511..... | 46 | INS13155..... | 81 | INS40430..... | 104 | INS41034..... | 102 |
| 5583410..... | 86 | I | | INS13156..... | 81 | INS40431..... | 104 | INS41035..... | 102 |
| 5583570..... | 86 | IMT38008..... | 89 | INS13157..... | 81 | INS40432..... | 105 | INS41036..... | 105 |
| 5583572..... | 86 | IMT38010..... | 89 | INS13200..... | 80 | INS40433..... | 105 | INS41037..... | 105 |
| 5583574..... | 86 | IMT38029..... | 88 | INS13250..... | 80 | INS40434..... | 102 | INS41046..... | 105 |
| 5583576..... | 86 | IMT38033..... | 88 | INS13251..... | 80 | INS40435..... | 102 | INS41047..... | 105 |
| 5583608..... | 86 | IMT38034..... | 88 | INS13252..... | 80 | INS40436..... | 105 | INS41050..... | 106 |
| 5590180..... | 85 | IMT38037..... | 88 | INS13253..... | 80 | INS40437..... | 105 | INS41051..... | 106 |
| 5590410..... | 70, 72, 75, 77, 78, 83, 85, 87 | IMT38040..... | 88 | INS13254..... | 81 | INS40440..... | 104 | INS41060..... | 106 |
| 5590414..... | 70, 72, 75, 77, 78, 83, 85, 87 | IMT38041..... | 88 | INS13256..... | 81 | INS40441..... | 104 | INS41061..... | 106 |
| 5590424..... | 87 | IMT38053..... | 89 | INS13257..... | 81 | INS40442..... | 105 | INS41400..... | 99 |
| 5590430..... | 87 | IMT38054..... | 89 | INS13300..... | 80 | INS40443..... | 105 | INS41401..... | 99 |
| 5590440..... | 87 | IMT38055..... | 89 | INS13320..... | 82 | INS40444..... | 103 | INS41402..... | 99 |
| 5590440..... | 87 | IMT38067..... | 43 | INS13321..... | 82 | INS40445..... | 103 | INS41403..... | 99 |
| 5590453..... | 86 | IMT46033..... | 43 | INS13350..... | 80 | INS40446..... | 105 | INS41410..... | 98 |
| 5590456..... | 86 | IMT48002..... | 88 | INS13351..... | 80 | INS40447..... | 105 | INS41411..... | 98 |
| 5590480..... | 87 | INS10956..... | 79 | INS13352..... | 80 | INS40450..... | 106 | INS41412..... | 98 |
| 5590481..... | 87 | INS10960..... | 79 | INS13354..... | 81 | INS40451..... | 106 | INS41413..... | 98 |
| 5590482..... | 87 | INS10970..... | 79 | INS13356..... | 81 | INS40460..... | 106 | INS41420..... | 100 |
| 5590483..... | 87 | INS10971..... | 79 | INS13357..... | 81 | INS40461..... | 106 | INS41421..... | 100 |
| 5590486..... | 87 | INS10972..... | 79 | INS13400..... | 80 | INS40470..... | 99 | INS41422..... | 100 |
| 5971700..... | 40 | INS12100..... | 68 | INS13420..... | 82 | INS40471..... | 99 | INS41423..... | 100 |
| 5971701..... | 40 | INS12101..... | 68, 73, 80 | INS13421..... | 82 | INS40472..... | 100 | INS41430..... | 98 |
| 5971705..... | 40 | INS12102..... | 68, 73, 80 | INS13450..... | 80 | INS40473..... | 100 | INS41431..... | 98 |
| 5971706..... | 40 | INS12103..... | 68, 73, 80 | INS13451..... | 80 | INS40474..... | 102 | INS41432..... | 98 |
| 5971708..... | 40 | INS12104..... | 69, 74, 81 | INS13452..... | 80 | INS40475..... | 102 | INS41433..... | 98 |
| 5971711..... | 40 | INS12105..... | 69, 74, 81 | INS13454..... | 81 | INS40476..... | 102 | INS41440..... | 103 |
| 5971712..... | 40 | INS12106..... | 69, 74, 81 | INS13455..... | 81 | INS40477..... | 102 | INS41441..... | 103 |
| 5971713..... | 40 | INS12107..... | 69, 74, 81 | INS13457..... | 81 | INS40478..... | 103 | INS41442..... | 103 |
| | | | | INS13800..... | 84 | INS40479..... | 103 | INS41443..... | 103 |

Reference number overview

| | | | | | | | | | |
|---------------|-----|--------------------------------|--------------|---------------|---------|---------------|----|--------------------------------|------------|
| INS41500..... | 117 | INS60003..... | 35 | INS62312..... | 33 | INS66101..... | 34 | INS76303..... | 45 |
| INS41501..... | 117 | INS60006..... | 35 | INS62313..... | 33 | INS66102..... | 34 | INS76304..... | 45 |
| INS41502..... | 117 | INS60007..... | 35 | INS62314..... | 33 | INS66103..... | 34 | INS76305..... | 45 |
| INS41503..... | 117 | INS60010..... | 38 | INS62315..... | 33 | INS66104..... | 34 | INS76308..... | 45 |
| INS41510..... | 117 | INS60011..... | 38 | INS62316..... | 33 | INS66105..... | 34 | INS76402..... | 46 |
| INS41511..... | 117 | INS60012..... | 38 | INS62317..... | 33 | INS66106..... | 34 | INS5551803..... | 78 |
| INS41512..... | 117 | INS60013..... | 38 | INS62318..... | 33 | INS66107..... | 34 | INS5596240..... | 79 |
| INS41513..... | 117 | INS60014..... | 38 | INS62319..... | 33 | INS66108..... | 34 | INS19034200..... | 79 |
| INS41520..... | 118 | INS60015..... | 38 | INS62320..... | 33 | INS66109..... | 34 | ISM10901 ..70, 72, 75, 77, 82 | |
| INS41521..... | 118 | INS60020..... | 38 | INS62321..... | 33 | INS66700..... | 34 | ISM10902..... | 74, 76 |
| INS41522..... | 118 | 38 | | INS62322..... | 33 | INS66701..... | 34 | ISM10905P..... | 72, 77, 82 |
| INS41523..... | 118 | INS60030..... | 38 | INS62323..... | 33 | INS66702..... | 34 | ISM10952 .. 83, 85, 109, 120, | |
| INS41530..... | 118 | INS60031..... | 38 | INS62324..... | 33 | INS66703..... | 34 | 132 | |
| INS41531..... | 118 | INS60032..... | 38 | INS62325..... | 33 | INS66704..... | 34 | ISM10953 79, 83, 85, 109, | |
| INS41532..... | 118 | INS60033..... | 38 | INS62326..... | 33 | INS66705..... | 34 | 121, 132, 146 | |
| INS41533..... | 118 | INS60034..... | 38 | INS62327..... | 33 | INS66706..... | 34 | ISM10954 79, 83, 85, 109, | |
| INS41600..... | 127 | INS60035..... | 38 | INS62328..... | 33 | INS66707..... | 34 | 121, 132, 146 | |
| INS41620..... | 129 | INS60036..... | 38 | INS62329..... | 33 | INS66750..... | 35 | ISM10955..... | 83, 85 |
| INS41630..... | 131 | INS60037..... | 38 | INS62330..... | 33 | INS66751..... | 35 | ISM20554..... | 107 |
| INS41631..... | 131 | INS60040..... | 35, 109, 121 | INS62331..... | 33 | INS66760..... | 35 | ISM20800..... | 131 |
| INS42400..... | 99 | INS60050 ..26, 38, 70, 72, 75, | | INS62332..... | 33 | INS66762..... | 35 | ISM20801P..... | 131 |
| INS42401..... | 99 | 77, 79, 83, 85 | | INS62600..... | 30 | INS68000..... | 35 | ISM20802..... | 131 |
| INS42404..... | 98 | INS60051..26, 38, 70, 72, 75, | | INS62601..... | 30 | INS68001..... | 35 | ISM20803P..... | 131 |
| INS42405..... | 98 | 77, 79, 83, 85 | | INS62602..... | 30 | INS68104..... | 35 | ISM20804..... | 131 |
| INS42410..... | 99 | INS62000..... | 30 | INS62603..... | 30 | INS68105..... | 35 | ISM20805P..... | 131 |
| INS42411..... | 99 | INS62001..... | 30 | INS62604..... | 30 | INS68200..... | 43 | ISM20806..... | 132 |
| INS42414..... | 98 | INS62002..... | 30 | INS62605..... | 30 | INS68201..... | 43 | ISM20807..... | 132 |
| INS42415..... | 98 | INS62003..... | 30 | INS62700..... | 30 | INS70000..... | 39 | ISM20808..... | 107, 132 |
| INS42420..... | 103 | INS62004..... | 30 | INS62701..... | 30 | INS70001..... | 39 | ISM20809..... | 107 |
| INS42421..... | 103 | INS62005..... | 30 | INS62702..... | 30 | INS70010..... | 39 | ISM20810P..... | 107 |
| INS42424..... | 102 | INS62006..... | 30 | INS62703..... | 30 | INS70011..... | 39 | ISM20811P..... | 107 |
| INS42425..... | 102 | INS62010..... | 30 | INS62704..... | 30 | INS71000..... | 39 | ISM20812P..... | 107, 132 |
| INS42430..... | 104 | INS62011..... | 30 | INS62705..... | 30 | INS71001..... | 39 | ISM20813..... | 107 |
| INS42431..... | 104 | INS62012..... | 30 | INS62750..... | 31 | INS71002..... | 39 | ISM20814..... | 107 |
| INS42434..... | 102 | INS62013..... | 30 | INS62751..... | 31 | INS71003..... | 39 | ISM20815..... | 108, 132 |
| INS42435..... | 102 | INS62020..... | 31 | INS62752..... | 31 | INS71004..... | 39 | ISM20816..... | 107, 132 |
| INS42440..... | 104 | INS62021..... | 31 | INS62753..... | 31 | INS71005..... | 39 | ISM20817..... | 109, 120 |
| INS42441..... | 104 | INS62022..... | 31 | INS62754..... | 31 | INS71008..... | 39 | ISM20818..... | 109, 120 |
| INS42444..... | 103 | INS62023..... | 31 | INS62755..... | 31 | INS74000..... | 39 | ISM20819..... | 109, 120 |
| INS42445..... | 103 | INS62024..... | 31 | INS62756..... | 31 | INS74001..... | 39 | ISM20820..... | 108, 120 |
| INS42500..... | 117 | INS62025..... | 31 | INS62757..... | 31 | INS74002..... | 39 | ISM20821..... | 108, 120 |
| INS42501..... | 117 | INS62026..... | 36 | INS62758..... | 31 | INS74003..... | 39 | ISM20822..... | 109, 120 |
| INS42510..... | 117 | INS62027..... | 36 | INS62759..... | 31 | INS74004..... | 39 | ISM20823P..... | 109, 120 |
| INS42511..... | 117 | INS62030..... | 143 | INS62760..... | 31 | INS74005..... | 39 | ISM20824..... | 109, 120 |
| INS42520..... | 118 | INS62031..... | 143 | INS62761..... | 31 | INS74008..... | 39 | ISM20828..... | 108 |
| INS42521..... | 118 | INS62032..... | 143 | INS64000..... | 36, 145 | INS74201..... | 39 | ISM20832..... | 132 |
| INS42600..... | 127 | INS62033..... | 143 | INS64001..... | 36, 145 | INS74205..... | 39 | ISM20857..... | 109, 120 |
| INS42610..... | 127 | INS62034..... | 143 | INS64050..... | 36 | INS74208..... | 39 | ISM50151..... | 146 |
| INS42620..... | 128 | INS62035..... | 143 | INS64051..... | 36 | INS74210..... | 39 | ISM50152..... | 146 |
| INS42626..... | 129 | INS62036..... | 143 | INS64100..... | 36 | INS74300..... | 39 | ISM50153..... | 146 |
| INS42630..... | 130 | INS62037..... | 143 | INS64101..... | 36 | INS74301..... | 39 | ISM50156..... | 146 |
| INS42650..... | 130 | INS62038..... | 144 | INS64102..... | 36 | INS74302..... | 39 | ISM50157..... | 146 |
| INS43402..... | 101 | INS62039..... | 144 | INS64103..... | 36 | INS74303..... | 39 | ISM50158..... | 146 |
| INS43406..... | 100 | INS62100..30, 70, 72, 75, 77, | | INS64110..... | 36 | INS74304..... | 39 | ISM50340..... | 142 |
| INS43412..... | 101 | 79, 83, 85 | | INS64111..... | 36 | INS74305..... | 39 | ISM50341..... | 144 |
| INS43416..... | 101 | INS62101..30, 70, 72, 75, 77, | | INS64112..... | 36 | INS74308..... | 39 | ISM50342..... | 142 |
| INS43502..... | 119 | 79, 83, 85 | | INS64113..... | 36 | INS74501..... | 39 | ISM50343..... | 142 |
| INS43503..... | 119 | INS62200..... | 32 | INS64114..... | 36 | INS74505..... | 39 | ISM50356..... | 144 |
| INS43512..... | 119 | INS62201..... | 32 | INS64115..... | 36 | INS74508..... | 39 | ISM50370..... | 144 |
| INS43513..... | 119 | INS62202..... | 32 | INS64120..... | 36 | INS74510..... | 39 | ISM50371..... | 144 |
| INS43522..... | 119 | INS62203..... | 32 | INS64121..... | 36 | INS76025..... | 45 | ISM50807..... | 145 |
| INS43523..... | 119 | INS62204..... | 32 | INS64122..... | 36 | INS76026..... | 45 | ISM50808..... | 145 |
| INS43600..... | 127 | INS62205..... | 32 | INS64123..... | 36 | INS76027..... | 45 | ISM50817..... | 145 |
| INS43620..... | 128 | INS62250..... | 32 | INS64126..... | 36 | INS76028..... | 45 | ISM50818..... | 145 |
| INS43626..... | 129 | INS62251..... | 32 | INS64127..... | 36 | INS76029..... | 45 | ISM50819..... | 145 |
| INS43630..... | 130 | INS62252..... | 32 | INS64128..... | 36 | INS76032..... | 45 | ISM50820..... | 145 |
| INS43640..... | 131 | INS62253..... | 32 | INS64129..... | 36 | INS76041..... | 45 | ISM50823..... | 145 |
| INS50045..... | 142 | INS62254..... | 32 | INS64140..... | 36 | INS76042..... | 45 | ISM50850..... | 132, 145 |
| INS50250..... | 145 | INS62255..... | 32 | INS64141..... | 36 | INS76043..... | 45 | ISM50851..... | 145 |
| INS51030..... | 142 | INS62256..... | 32 | INS64150..... | 36 | INS76044..... | 45 | ISM50852..... | 132, 145 |
| INS51032..... | 145 | INS62257..... | 32 | INS64151..... | 36 | INS76045..... | 45 | V | |
| INS51043..... | 142 | INS62258..... | 32 | INS64200..... | 37 | INS76050..... | 45 | VDIB1772XB12..... | 43 |
| INS51044..... | 142 | INS62259..... | 32 | INS64201..... | 37 | INS76051..... | 45 | VDIB1772XB96..... | 43 |
| INS51045..... | 142 | INS62260..... | 32 | INS64210..... | 37 | INS76052..... | 45 | VDIB1772XU12..... | 43 |
| INS51200..... | 143 | INS62261..... | 32 | INS64211..... | 37 | INS76053..... | 45 | VDIB1772XU96..... | 43 |
| INS51205..... | 144 | INS62300..... | 33 | INS64212..... | 37 | INS76054..... | 45 | VDIB17725B12..... | 43 |
| INS51210..... | 143 | INS62301..... | 33 | INS64213..... | 37 | INS76055..... | 45 | VDIB17725B96..... | 43 |
| INS51215..... | 144 | INS62302..... | 33 | INS64214..... | 37 | INS76060..... | 45 | VDIB17725U12..... | 43 |
| INS51220..... | 143 | INS62303..... | 33 | INS64215..... | 37 | INS76061..... | 45 | VDIB17725U96..... | 43 |
| INS51225..... | 144 | INS62304..... | 33 | INS64216..... | 37 | INS76062..... | 45 | VDIB17726B12..... | 43 |
| INS51230..... | 143 | INS62305..... | 33 | INS64217..... | 37 | INS76063..... | 45 | VDIB17726U12..... | 43 |
| INS51235..... | 144 | INS62306..... | 33 | INS64220..... | 37 | INS76064..... | 45 | VDIB17726U96..... | 43 |
| INS51240..... | 143 | INS62307..... | 33 | INS64221..... | 37 | INS76065..... | 45 | | |
| INS51245..... | 143 | INS62308..... | 33 | INS64222..... | 37 | INS76126..... | 46 | | |
| INS52000..... | 142 | INS62309..... | 33 | INS64700..... | 36 | INS76142..... | 46 | | |
| INS60001..... | 35 | INS62310..... | 33 | INS64701..... | 36 | INS76301..... | 45 | | |
| INS60002..... | 35 | INS62311..... | 33 | INS66100..... | 34 | INS76302..... | 45 | | |

Life Is On | **Schneider**
Electric

35, rue Joseph Monier
CS 30323
92506 Rueil Malmaison Cedex
France

RCS Nanterre 954 503 439
Capital social 896 313 776 €
www.schneider-electric.com

05/2019
ISC01421EN

© 2019 - Schneider Electric. All Rights Reserved.
All trademarks are owned by Schneider Electric Industries SAS or its affiliated companies.

This document has been
printed on recycled paper

