



# MASTERColour CDM-Rm Elite Mini

## CDM-Rm Elite Mini 35W/930 GX10 MR16 25D

Mini, very high-efficiency Ceramic Metal Halide discharge reflector lamp producing crisp white sparkling light with high color rendering

### Warnings and Safety

- Use only with electronic control gear
- Control gear must include end-of-life protection (IEC61167, IEC 62035).
- A lamp breaking is extremely unlikely to have any impact on your health. If a lamp breaks, ventilate the room for 30 minutes and remove the parts, preferably with gloves. Put them in a sealed plastic bag and take it to your local waste facilities for recycling. Do not use a vacuum cleaner.

### Product data

General Information		LLMF At End Of Nominal Lifetime (Nom)	
Cap-Base	GX10 [GX10]	LLMF At End Of Nominal Lifetime (Nom)	80 %
Operating Position	UNIVERSAL [Any or Universal (U)]	Luminous Flux in 90° Cone (Rated)	2,150 lumen
Switching Cycle	1,350	<b>Operating and Electrical</b>	
Flux measurement reference	Narrow Cone	Power Consumption	39.1 W
<b>Light Technical</b>		Warm-up time to 60% light	120 s
Color Code	930 [CCT of 3000K]	Voltage (Nom)	87 V
Beam Angle (Nom)	25 degree(s)	Voltage (Nom)	87 V
Luminous Flux	2,150 lumen	<b>Controls and Dimming</b>	
Luminous Intensity (Nom)	7,600 cd	Dimmable	No
Chromaticity Coordinate X (Nom)	0.434	<b>Mechanical and Housing</b>	
Chromaticity Coordinate Y (Nom)	0.398	Bulb Shape	MR16 [2inch/50mm]
Correlated Color Temperature (Nom)	3000 K		
Luminous Efficacy (rated) (Nom)	60 lm/W		
Color rendering index (CRI)	90		

# MASTERCoulour CDM-Rm Elite Mini

## Approval and Application

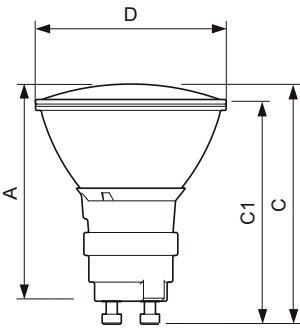
Mercury (Hg) Content (Max)	4.7 mg
Mercury (Hg) Content (Nom)	4.7 mg
Energy Consumption kWh/1000 h	40 kWh
EPREL Registration Number	473,277

## Product Data

Full product code	871829116300800
Order product name	CDM-Rm Elite Mini 35W/930 GX10 MR16 25D

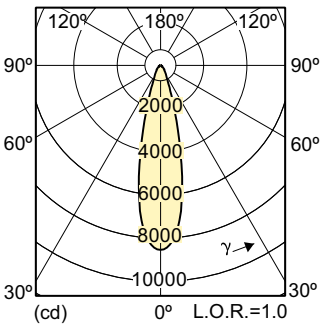
Order code	928194705330
Numerator - Quantity Per Pack	1
Numerator - Packs per outer box	12
Material number (12NC)	928194705330
Full product name	CDM-Rm Elite Mini 35W/930 GX10 MR16 25D
EAN/UPC - Case	8718291163015

## Dimensional drawing

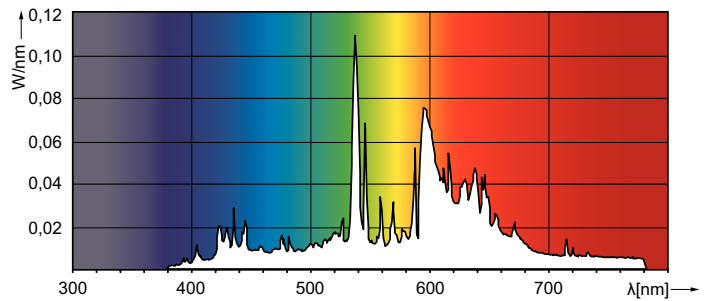


Product	D (max)	D	C (max)	C	C1 (max)	A (max)
CDM-Rm Elite Mini 35W/930 GX10 MR16 25D	51 mm	50 mm	65.4 mm	62.75 mm	60.9 mm	59 mm

## Photometric data



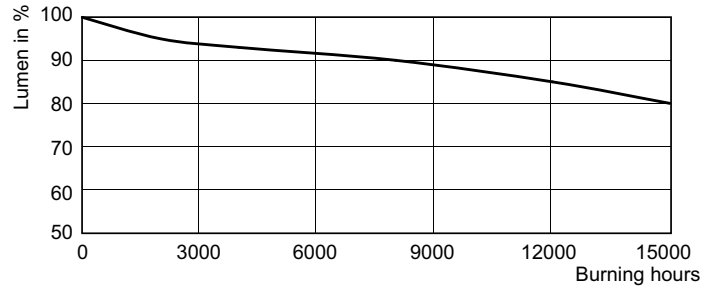
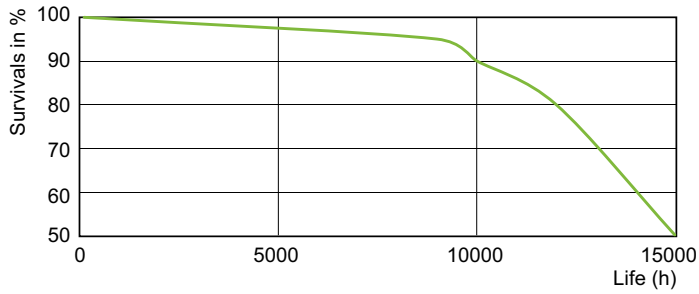
Light Distribution Diagram - CDM-Rm Elite Mini 35W/930 GX10 MR16 25D



Spectral Power Distribution Colour - CDM-Rm Elite Mini 35W/930 GX10 MR16 25D

# MASTERCcolour CDM-Rm Elite Mini

## Lifetime



Life Expectancy Diagram - CDM-Rm Elite Mini 35W/930 GX10 MR16 25D

Lumen Maintenance Diagram - CDM-Rm Elite Mini 35W/930 GX10 MR16 25D

