




High current terminal bolt/bolt
connection 240mm², with protections, panel-mountable, beige.color



Series	GPM
Code	GP735
Type	GPM.240/C/BB/FIX
HS code	85369010
Colour	Beige
TECHNICAL FEATURES	
Function/Type	Feed-through
Rated cross-section	240 mm ²
Connecting capacity	
Flexible wire	-
Rigid wire	-
Wire with ferrule - ferrule type	40 mm – M12 (1)
Electrical characteristics according to IEC EN standard	
Maximum voltage AC/DC	1000 V
Maximum current (rated cross-section)	415 A nom./ 530 A max.
Caliber	-
Electrical characteristics according to ATEX directive and IEC Ex standard	
Maximum voltage AC/DC	-
Maximum current (rated cross-section)	-
Operating temperature Min/Max	-
ensione impulsiva nom. / grado di inquinamento	12 kV / 3
Insulation stripping length	-
Tightening torque value (nom. / max.)	14 / 21 Nm
Width (pitch)	52 mm
Length	-
Height mounted on TH35-7.5/TH35-15/G32	
Height for panel mounting	84 mm
Length mounted on panel	250 mm
Fixing distance between center	172 mm
Insulation material temperature index (EN 60216-1)	130 °C
Plastic material	Polyamide UL94V-0
ACCESSORIES	
Cross-connection	
Model A)	PFX/240/... (cod. PX24...)
Rated current carrying capacity IEC/ATEX	-
Marking	
Single marking tag	CNU/8/51 (cod. NU0851S) – CNU/10/61 (cod. NU1061S)
End bracket	
TH35 screw type	BT/3 (cod. BT003)
TH35 snap-fit type	BTO (cod. BT007)
TH35 and G32 snap-fit type	BTU (cod. BT005)
Mounting rail	
IEC 60715/TH35	PR/3/...
IEC 60715/G32	PR/DIN/...
APPROVALS AND MARKINGS	  



* Panel mount version - M6 screws (recommended with screwdriver and washer slot)* Parallel cross connection available
1 For more details on accessories, refer to the relevant chapters2 (1) Bar width / bolt diameter

DESCRIZIONE DEL PRODOTTO

GPM.240/C/BB/FIX
High current terminal bolt/bolt connection 240mm², with protections,
panel-mountable, beige.color