


PRODUCT DATASHEET

PUSH CONTROL UNIT FLUSH MOUNT DALI-2 TW

PUSH CONTROL UNIT FLUSH MOUNT DALI-2 TW | DALI-2 interface for standard lighting switches, installation in flush-mounted box, enables Tunable White lighting



Areas of application

- One-room solution for up to 4 access areas
- Meeting and conference rooms
- Restaurants
- Shop lighting
- Private homes

Product benefits

- Compatible with all common push button designs
- Simple, intuitive operation
- Manual dimming, switching and saving
- Individual adjustment of the brightness level and color temperature
- Integrated DALI bus power supply (no mains connection required)
- Behavior after power interruption can be set
- Easy installation with pre-assembled connection cable
- Compatible with DALI-2 luminaires; LED strips and lights

Product features

- DALI-2 control device for installation in standard flush-mounted boxes or DIN rails in switch cabinets
- Up to 4 control devices can be connected in parallel to set up several control points
- Automatic synchronization between control points
- Number of DALI lights per control unit: up to 25
- Cable length of the DALI control cable: up to 300 m

TECHNICAL DATA

Electrical data

Nominal wattage	2.50 W
Nominal voltage	100...240 V
Input current	40 mA
Mains frequency	50...60 Hz

Dimensions & Weight



Length	45.00 mm
Width	45.00 mm
Height	20.00 mm
Cable cross-section, input side	0.5...1.5 mm ²
Wire preparation length, input side	6...7 mm
Product weight	44.00 g

Colors & materials

Product color	White
---------------	-------

Temperatures & operating conditions

Ambient temperature range	-25...+50 °C
Maximum temperature at tc test point	58 °C
Temperature range in operation	-25...+50 °C

Lifespan

Number of switching cycles	50000
----------------------------	-------

Additional product data

Product remark	Available from December 2024 / Only Sensors with mains switching contact
Number of control outputs	1
Max. connectable push button couplers / sensors	16
Max. number of connected drivers	25

Commissioning App	Ready to use
Groups	1








Capabilities

Dimmable	Yes
Dimming interface	DALI-2
Dimming range	1...100 %
Number of control outputs	1
Type of installation	Integrated in flush device box

Certificates & Standards

Approval marks – approval	CE / UKCA / EAC
Protection class	II
Type of protection	IP20

DOWNLOAD DATA

Documents and certificates		Document name
	User instruction / safety instructions	PCU FLUSH MOUNT DALI-2 TW
	Extended installation guide	Application guide PCU FM DALI-2 TW
	Legal information	Informationstext 18 Abs 4 ElektroG
	Legal information	Safety Insert G11210554
	Declarations of conformity	PCU FLUSH MOUNT DALI-2 TW
	Declarations of conformity UKCA	PCU FLUSH MOUNT DALI-2 TW
Tender texts		Document name
	Tender documents	PUSH CONTROL UNIT FLUSH MOUNT DALI 2 TW-EN

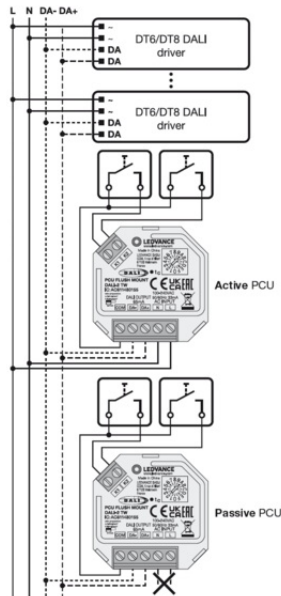
LOGISTICAL DATA

Product code	Packaging unit (Pieces/Unit)	Dimensions (length x width x height)	Gross weight	Volume
4058075837584	Folding box 1	45 mm x 86 mm x 100 mm	69.00 g	0.39 dm ³
4099854295737	Shipping box 20	245 mm x 192 mm x 225 mm	1654.00 g	10.58 dm ³

The mentioned product code describes the smallest quantity unit which can be ordered. One shipping unit can contain one or more single products. When placing an order, for the quantity please enter single or multiples of a shipping unit.

ADDITIONAL CATALOG INFORMATION

**Wiring scheme /
Anschluss-Schema**



**Maximum number of devices /
Maximale Geräteanzahl**

Active PCU FLUSH MOUNT DALI-2 TW	1	2	3	4
Passive PCU FLUSH MOUNT DALI-2 TW	1	2	1	-
DALI drivers	25	50	75	100

References / Links

- For current information see www.ledvance.com/light-management-systems

DISCLAIMER

Subject to change without notice. Errors and omission excepted. Always make sure to use the most recent release.