


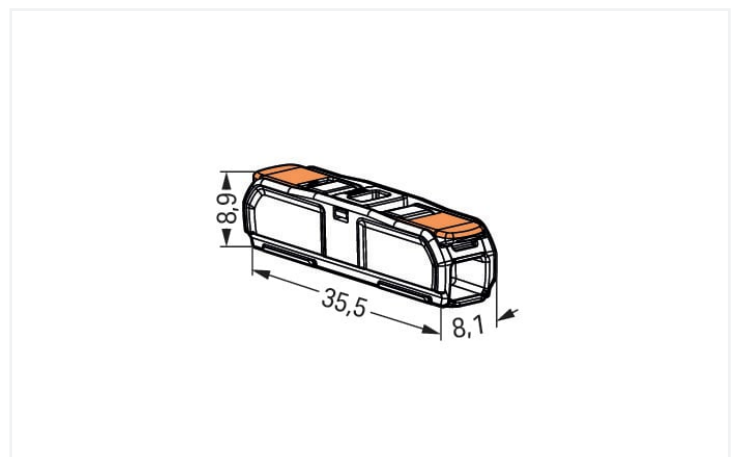

## Data Sheet | Item Number: 221-2411

Inline splicing connector with levers; for all conductor types; max. 4 mm<sup>2</sup>; 2-conductor; transparent housing; Transparent cover; Surrounding air temperature: max 85°C (T85); 4,00 mm<sup>2</sup>; transparent

<https://www.wago.com/221-2411>



Color:  transparent



This connector is suitable for worldwide installations.

- Inline connection of solid, stranded and fine-stranded conductors from 0.2 to 4 mm<sup>2</sup> (24–16 AWG)
- Slim design saves space in tight areas
- Tool-free connection and disconnection thanks to convenient lever technology
- Use a mounting carrier for fixed and multi-pole wiring

## Electrical data

Ratings per	EN 60664		
Overvoltage category	III	III	II
Pollution degree	3	2	2
Nominal voltage	-	-	450 V
Rated surge voltage	-	-	4 kV
Rated current	-	-	32 A

## Ratings per UL

Rated voltage UL (Use Group C)	600 V
Rated current UL (Use Group C)	20 A

## Connection data

Clamping units	2
----------------	---

## Connection 1

Connection technology	CAGE CLAMP®
Actuation type	Lever
Connectable conductor materials	Copper
Nominal cross-section	4 mm <sup>2</sup> / 12 AWG
Solid conductor	0.2 ... 4 mm <sup>2</sup> / 20 ... 14 AWG
Stranded conductor	0.2 ... 2.5 mm <sup>2</sup> / 18 ... 14 AWG
Fine-stranded conductor	0.2 ... 4 mm <sup>2</sup> / 18 ... 14 AWG
Strip length	11 mm / 0.43 inches

## Physical data

Width	8.1 mm / 0.319 inches
Height	8.9 mm / 0.35 inches
Depth	35.5 mm / 1.398 inches

## Material data

Note (material data)	<a href="#">Information on material specifications can be found here</a>
Color	transparent
Cover color	transparent
Material group	IIIa
Insulation material (main housing)	Polycarbonate (PC)
Flammability class per UL94	V2
Fire load	0.057 MJ
Actuator color	orange
Weight of insulation material	0.84 g
Weight	2.3 g

## Environmental requirements

Continuous operating temperature	-60 ... +105 °C
----------------------------------	-----------------

**Commercial data**

ETIM 8.0	EC000446
ETIM 7.0	EC000446
PU (SPU)	600 (60) pcs
Packaging type	Box
Country of origin	CH
GTIN	4066966102666
Customs tariff number	85369010000

**Environmental Product Compliance**

RoHS Compliance Status	Compliant, No Exemption
------------------------	-------------------------

**Approvals / Certificates**

**General approvals** **Declarations of conformity and manufacturer's declarations**



Approval	Standard	Certificate Name
CCA DEKRA Certification B.V.	EN 60998	NTR NL-7990
cULus_Listed_667F Underwriters Laboratories Inc.	UL 486C	UL-CA-L69654
ENEC 05 DEKRA Certification B.V.	EN 60998	71-127529

Approval	Standard	Certificate Name
EU-Declaration of Conformity WAGO GmbH & Co. KG	-	-
UK-Declaration of Conformity WAGO GmbH & Co. KG	-	-

**Approvals for marine applications**



Approval	Standard	Certificate Name
LR Lloyds Register	EN 60998	LR22207029TA

**Downloads**

**Environmental Product Compliance**

Compliance Search
Environmental Product Compliance 221-2411 <a href="#">↓</a>

CAD/CAE-Data

CAD data

2D/3D Models  
221-2411



CAE data

EPLAN Data Portal  
221-2411



ZUKEN Portal  
221-2411



1 Compatible Products

1.1 Optional Accessories

1.1.1 General accessories

1.1.1.1 Moisture protection



[Item No.: 207-1375](#)

Gelbox; Durchgangsverbindung; für Aderleitungen; mit Gel; Serie 221, max. 4mm<sup>2</sup>-Klemmen; ohne Verbindungsklemmen; Größe 3; grau

[Item No.: 207-1372](#)

Gelbox; inline connection; for cables; with gel; 221 Series; max. 4 mm<sup>2</sup> connectors; without splicing connectors; Size 1; gray

[Item No.: 207-1373](#)

Gelbox; inline connection; for cables; with gel; 221 Series; max. 4 mm<sup>2</sup> connectors; without splicing connectors; Size 2; gray

1.1.2 Installation

1.1.2.1 Mounting accessories



[Item No.: 221-2501](#)

Mounting carrier with strain relief; 1-way; for inline splicing connector with lever; for screw mounting; gray

[Item No.: 221-2511](#)

Mounting carrier with strain relief; 1-way; for inline splicing connector with lever; with snap-in mounting foot; gray

[Item No.: 221-2502](#)

Mounting carrier with strain relief; 2-way; for inline splicing connector with lever; for screw mounting; gray

[Item No.: 221-2512](#)

Mounting carrier with strain relief; 2-way; for inline splicing connector with lever; with snap-in mounting foot; gray



[Item No.: 221-2503](#)

Mounting carrier with strain relief; 3-way; for inline splicing connector with lever; for screw mounting; gray

[Item No.: 221-2513](#)

Mounting carrier with strain relief; 3-way; for inline splicing connector with lever; with snap-in mounting foot; gray

[Item No.: 221-2504](#)

Mounting carrier with strain relief; 4-way; for inline splicing connector with lever; for screw mounting; gray

[Item No.: 221-2514](#)

Mounting carrier with strain relief; 4-way; for inline splicing connector with lever; with snap-in mounting foot; gray



[Item No.: 221-2505](#)

Mounting carrier with strain relief; 5-way; for inline splicing connector with lever; for screw mounting; gray

[Item No.: 221-2515](#)

Mounting carrier with strain relief; 5-way; for inline splicing connector with lever; with snap-in mounting foot; gray

[Item No.: 221-2521](#)

Mounting carrier; 1-way; for inline splicing connector with lever; for screw mounting; gray

[Item No.: 221-2531](#)

Mounting carrier; 1-way; for inline splicing connector with lever; with snap-in mounting foot; gray



[Item No.: 221-2522](#)

Mounting carrier; 2-way; for inline splicing connector with lever; for screw mounting; gray

[Item No.: 221-2532](#)

Mounting carrier; 2-way; for inline splicing connector with lever; with snap-in mounting foot; gray

[Item No.: 221-2523](#)

Mounting carrier; 3-way; for inline splicing connector with lever; for screw mounting; gray

[Item No.: 221-2533](#)

Mounting carrier; 3-way; for inline splicing connector with lever; with snap-in mounting foot; gray



[Item No.: 221-2524](#)

Mounting carrier; 4-way; for inline splicing connector with lever; for screw mounting; gray

[Item No.: 221-2534](#)

Mounting carrier; 4-way; for inline splicing connector with lever; with snap-in mounting foot; gray

[Item No.: 221-2525](#)

Mounting carrier; 5-way; for inline splicing connector with lever; for screw mounting; gray

[Item No.: 221-2535](#)

Mounting carrier; 5-way; for inline splicing connector with lever; with snap-in mounting foot; gray



[Item No.: 209-123](#)

Mounting foot with screw; can be screwed on terminal blocks with fixing flange; 6.4 mm wide; gray

[Item No.: 209-1116](#)

Mounting foot with screw; for DIN-15 rail; can be screwed on terminal blocks with fixing flange; 6.5 mm wide; gray

[Item No.: 209-120](#)

Mounting foot; can be snapped on terminal blocks with snap-in mounting foot; for mounting on relay-modules; 6.4 mm wide; gray

[Item No.: 209-1115](#)

Mounting foot; for DIN-15 rail; can be snapped on terminal blocks with snap-in mounting foot; 6.5 mm wide; gray

### 1.1.3 Marking

#### 1.1.3.1 Marking strip



Item No.: 210-834

Marking strips; on reel; 5 mm wide; plain;  
Self-adhesive; white

### Installation Notes

#### Conductor termination



Push up the lever to open the clamping unit and insert the conductor.




Push the lever back down.

### Installation




Place the inline splicing connector on the carrier in front of the mounting position.




Push the connector to the center position until it snaps into place.


### Application



Perfect for test setups



Simple extension of lines



Lighting connection in suspended ceilings



Multi-pole, fixed lighting fixture wiring