








Stack of PTC jumper with TH35 screw barrier, CNU851 containing wires and PTC02 plug connector series.



Stack with 5.08 mm female connectors inserted on the back side and TH35 snap-fit screw block.

Sping-clamp terminal block 1.5mm², 2-levels, blue color, for pluggable connector

Series	HCD
Code	HC210
Type	HCD.1 (Ex)i
HS code	85369010
Colour	blue
TECHNICAL FEATURES	
Function/Type	2 levels for connector
Rated cross-section	1.5 mm ²
Connecting capacity	
Flexible wire	0.2-2.5 mm ²
Rigid wire	0.2-2.5 mm ²
Wire with ferrule - ferrule type	1.5 mm ² – WP15/14
Electrical characteristics according to IEC EN standard	
Maximum voltage AC/DC	320 V
Maximum current (rated cross-section)	12 A
Caliber	B2
Electrical characteristics according to UL Standard	
Maximum voltage AC/DC	300 V
Maximum current (rated cross-section)	12 A
Section (min-max)	26-14 (AWG)
Electrical characteristics according to ATEX directive and IEC Ex standard	
Maximum voltage AC/DC	–
Maximum current (rated cross-section)	–
Operating temperature Min/Max	–
Rated impulse withstand voltage / pollution degree	4 kV / 3
Insulation stripping length	10 mm
Width (pitch)	5.08 mm
Length	72 mm
Height mounted on TH35-7.5/TH35-15/G32	59 / 67 / – mm
Insulation material temperature index (EN 60216-1)	130 °C
Plastic material	Polyamide UL94V-0
ACCESSORIES	
End section	
Grey	HCD.1/PT/GR (cod. HC201GR)
Blue	HCD.1/PT(Ex)i (cod. HC211)
Thickness	3 mm
Cross-connection	
Model A)	PTC/2/... (cod. PTC02...)
Model B)	–
Rated current carrying capacity IEC/ATEX	24 A
Cross-connection identification strip	–
Protection cover	VPC/VT (cod. VP102)
Coloured partition plate	DFU/7/R (cod. DU07R)
Cross-connection barrier	DFM/500 (cod. DF500)
Test plug	–
Modular test plug	–
End section for modular test plug	–
Marking	
Single marking tag	CNU/8/51 (cod. NU0851S) – CNU/10/51 (cod. NU1051S)
Single marking tag for pitch insertion	–
End bracket	
TH35 screw type	BT/3 (cod. BT003)
TH35 snap-fit type	BTO (cod. BT007)
DIN rail according to IEC 60715/TH35	PR/3/..
APPROVALS AND MARKINGS	   



* Suitable for pluggable connectors, 5.08 mm pitch on 2 levels
1 For more details on accessories, refer to the relevant chapters

DESCRIZIONE DEL PRODOTTO

HCD.1(EX)I Sping-clamp terminal block 1.5mm2, 2-levels,
blue color, for pluggable connector