
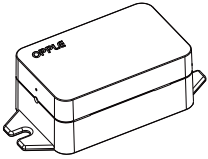
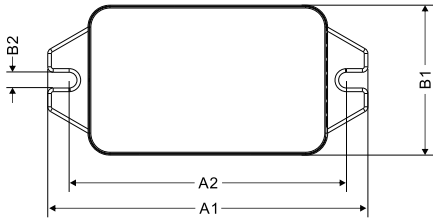
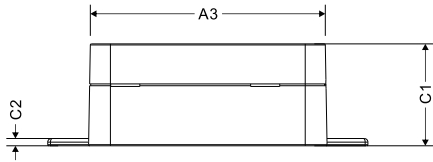


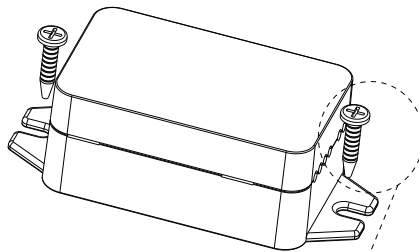
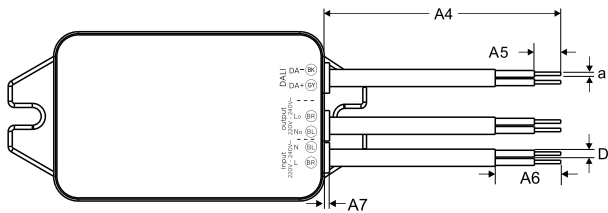
OP-RY-CBX-DALI-1-BLEmesh

Version date 01-05-2022
www.opple.com


Item Code		
821017001300	0.066Kg	



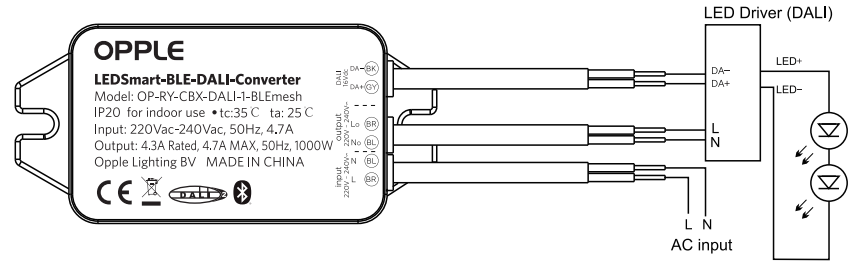
Item	Dimensions
A1	88mm ± 0.1
A2	76.2mm ± 0.1
A3	64.6mm ± 0.1
A4	122.6mm ± 5
A5	8mm ± 1
A6	20mm ± 3
A7	1.5mm ± 0.1
B1	41.2mm ± 0.1
B2	4.3mm ± 0.1
C1	28mm ± 0.1
C2	2mm ± 0.1
a	0.75mm ² ± 0.1
D	2mm ± 0.1
Gross Weight: 0.082KG	



Screws should be purchased seperately.



Do not cover with insulation material



Specification item	Definition	Remark	
A	DA (-) - Black	DA- output	
B	DA (+) - Grey	DA+ output	
C	220V-240V~ Lo - Brown	Line output	optional, but required for power measuring by the converter
D	220V-240V~ No - Blue	Neutral output	
E	220V-240V~ N - Blue	Neutral input	
F	220V-240V~ L - Brown	Line input	
G	Push button	Reset button	
H	LED light	LED light	

Bluetooth Operating frequency: 2402-2480MHZ

Bluetooth Max. Transmission Power: <20dBm

- The Smart BLE Converter will blink if the connected devices surpass the 1000W load limit
- To avoid overload, the Smart Relay will auto matically shut off if the connected devices load surpasses 1100W
- Correct Disposal of this product.This marking indicates that this product should not be disposed with other household wastes throughout the EU

Data subject to change Les données sont sujettes à modifications Änderungen vorbehalten



Opplle Lighting Electronic (Zhongshan) Co., Ltd.
Building A, No.275 Dongan Bei Road, Haizhou District,
Guzhen Town, Zhongshan City, Guangdong, China.

OPPLE Lighting B.V.
Meerenakkerweg 1.11
5652 AR Eindhoven
The Netherlands
service@opple.com
www.opple.com