
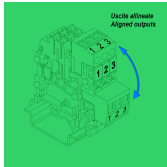





Screw

terminal block 1.5mm², grey color for VPC/F connectors, aligned.outputs



SR non-pitch female connectors are available - "K" with number of poles from 2 up to 16. The connector is easily inserted (pushed) into the plug socket, guaranteeing optimal connection on the male contact. To fix position the connector is locked into the housing body with the locking screw with which it is fixed.

Series	VPC
HS code	-, 85369010
Code	VP300SGR
Type	VPC.2/S/GR
Colour	Grey
TECHNICAL FEATURES	
Function/Type	Feed-through for pluggable connector
Rated cross-section	1.5 mm ²
Connecting capacity	
Flexible wire	0.2-4 mm ²
Rigid wire	0.2-4 mm ²
Wire with ferrule - ferrule type	2.5 mm ² – WP25/14
Electrical characteristics according to IEC EN standard	
Maximum voltage AC/DC	320 V
Maximum current (rated cross-section)	12 A
Caliber	A3
Electrical characteristics according to UL Standard	
Maximum voltage AC/DC	600 V
Maximum current (rated cross-section)	15 A
Section (min-max)	20-14 (AWG)
Tightening torque value (UL)	5.5 lb.in
Electrical characteristics according to ATEX directive and IEC Ex standard	
Maximum voltage AC/DC	-
Maximum current (rated cross-section)	-
Operating temperature Min/Max	-
Rated impulse withstand voltage / pollution degree	4 kV / 3
Insulation stripping length	9 mm
Tightening torque value (nom. / max.)	0.4 / 0.8 Nm
Width (pitch)	5.08 mm
Length	44 mm
Height mounted on TH35-7.5/TH35-15/G32	51 / 59 / 55 mm
Insulation material temperature index (EN 60216-1)	130 °C
Plastic material	Polyamide UL94V-0
ACCESSORIES	
End section	
Grey	VPC/PT/GR (cod. VP101GR)
Blue	VPC/PT (Ex)j (cod. VP201)
Beige	VPC/PT (cod. VP101)
Thickness	3 mm
Cross-connection	
Model A)	PTC/2/... (cod. PTC02...)
Rated current carrying capacity IEC/ATEX	24 A
Cross-connection identification strip	PTC/SP (cod. PTC0990)
Multiple cross-connection bar	-
Shunting screw and sleeve (Standard / Exe)	-
Protection cover	DFM/300 (cod. DF300)
Coloured partition plate	DFU/5/R (cod. DU05R)
Cross-connection barrier	DF/VPC/GR (cod. DU02SGR) – DF/VPC (cod. DU02S)
Test plug socket	-
Pluggable terminal	VPC/F... (cod. VP9...)
Connector protection cover	VPC/VT (cod. VP102)
Flange for screw fixing	VPC/PTF (cod. VP303)
Marking	
Single marking tag	CNU/8/51 (cod. NU0851S) – CNU/10/61 (cod. NU1061S)
Single marking tag for pitch insertion	-
End bracket	
TH35 screw type	BT/3 (cod. BT003)
TH35 snap-fit type	BTO (cod. BT007)
TH35 and G32 snap-fit type	BTU (cod. BT005)
Mounting rail	
IEC 60715/TH35	PR/3/...
IEC 60715/G32	-
APPROVALS AND MARKINGS	
	



* For pluggable connectors, 5.08 mm pitch* 2 slots for cross connection with PTC "Easy Bridge"* Aligned outputs
1 For more details on accessories, refer to the relevant chapters2 (1) Protective cover and pluggable connector, supplied separately

DESCRIZIONE DEL PRODOTTO

VPC.2/S/GR Screw terminal block 1.5mm², grey color for
VPC/F connectors, aligned.outputs