

PRODUCT DATASHEET

LN SF IP44 EM 1200 36 W 3000 K WT

LINEAR SURFACE IP44 EMERGENCY | Robust IP44 luminaires with direct light emission, integrated driver and integrated emergency lighting function, up to 115 lm/W



Areas of application

- Emergency illumination of escape routes
- Antipanic lighting
- Buildings requiring up to 3 h emergency light operation
- Efficient replacement for traditional T8 and T5 luminaires
- Public buildings
- Corridors, stairways

Product benefits

- Seamless integration of luminaires with emergency lighting function into general lighting
- Easy wiring thanks to included prewired driver and battery for Emergency lighting function
- Simple testing of luminaires with emergency lighting function thanks to integrated automatic test function
- Convenient visualization of results of automatic test with an included control LED
- Operation of integrated emergency lighting function with long life LiFePO4 battery with 3h battery discharge time
- High luminous efficacy in normal operation
- 3 years guarantee
- Low maintenance and low operational costs
- Cable entry on the back of the luminaire and on each end-caps for easy electrical connection
- Easy and quick installation
- Low flicker light thanks to special electronic control gear

Product features

- Certified according to European norms (EN 60598-1:2015; EN 60598-2-22:2014)



- Luminaire suited for normal lighting and emergency lighting
- Self-contained luminaires
- Emergency lighting function: battery discharge time of 3 h
- Function test of emergency lighting: automatic (AT)
- Battery technology: LiFePO4
- Ambient temperature in operation: 5°...+40 C
- Surface mounted luminaires with direct light emission
- Type of protection: IP44
- Impact resistance: IK08
- Available in 2 different lengths: 1200 mm and 1500 mm
- High luminous efficacy: up to 115 lm/W

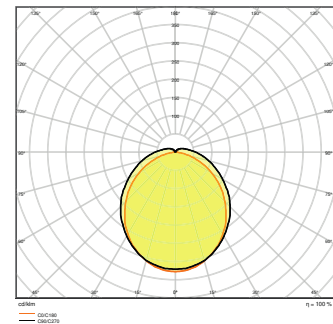
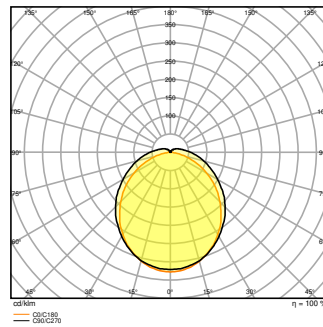
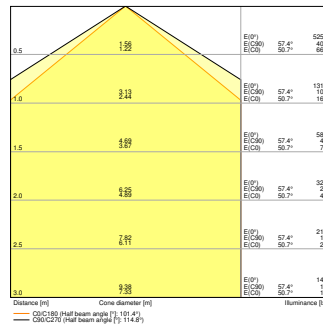
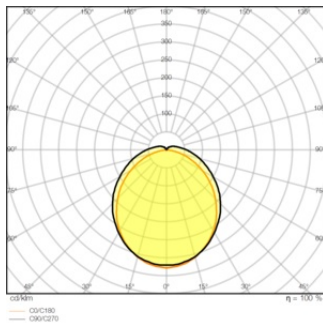
TECHNICAL DATA

Electrical data

| | |
|--|-----------------------|
| Nominal wattage | 36.00 W |
| Nominal voltage | 220...240 V |
| Mains frequency | 50...60 Hz |
| Nominal current | 180 mA |
| Inrush current | 15.6 A |
| Inrush current time T_{h50} | 265 μ s |
| Max. no. of lum. on circuit break. B16 A | 16 |
| Max. no. of lum. on circuit break. C10 A | 16 |
| Max. no. of lum. on circuit break. C16 A | 25 |
| Power factor λ | ≥ 0.90 |
| Total harmonic distortion | $\leq 20 \%$ |
| Protection class | I |
| Operating mode | Integrated LED driver |

Photometrical data

| | |
|--|---------------------------|
| Luminous flux | 4000 lm |
| Luminous efficacy | 100 lm/W |
| Color temperature | 3000 K |
| Light color (designation) | Warm White |
| Color rendering index Ra | ≥ 80 |
| Standard deviation of color matching | ≤ 4 sdc _m |
| Luminous intensity | - |
| Low flicker | Yes |
| Flickering metric (Pst LM) | - |
| Stroboscope effect metric (SVM) | - |
| Photobiological safety group acc. to EN62778 | RG1 |
| Photobiological safety group acc. to EN62471 | RG0 |
| Beam angle | 120 ° |



Dimensions & Weight

| | |
|----------------|------------|
| Length | 1199.00 mm |
| Width | 145.00 mm |
| Height | 64.50 mm |
| Product weight | 2400.00 g |



Materials & Colors

| | |
|--|--------------------|
| Product color | White |
| Housing color | White |
| Body material | Stainless steel |
| Cover material | Polycarbonate (PC) |
| Light emitting surface material | Polycarbonate (PC) |
| Glow Wire Test according to IEC 60695-2-12 | 650 °C |

| | |
|-----------------|--------|
| Mercury content | 0.0 mg |
|-----------------|--------|

Application & Mounting

| | |
|--|-------------------|
| Ambient temperature range | +5...+40 °C |
| Temperature range at storage | 5...+35 °C |
| Type of connection | Push fit terminal |
| Type of protection | IP44 |
| Protection class IK (shock resistance) | IK08 |
| Dimmable | No |
| Mounting type | Surface/Suspended |
| Mounting location | Ceiling |
| Application environment | Indoor |
| LED module replaceable | Not replaceable |
| With light source | Yes |

Lifespan

| | |
|----------------------------|---------|
| Lifespan L70/B50 at 25 °C | 60000 h |
| Lifespan L80/B10 at 25 °C | 40000 h |
| Lifespan L90/B10 at 25 °C | 25000 h |
| Number of switching cycles | 25000 |

Control gear

| | |
|----------------|---------|
| Output current | 1050 mA |
|----------------|---------|

Emergency lighting

| | |
|--|---|
| Area of emergency application | Anti-panic lighting / Escape route lighting |
| Type of emergency light operation | Maintained / Non-maintained |
| Type of emergency operation test | Automatic |
| Wattage in maintained operation mode | 36 W |
| Wattage in emergency operation mode | 3,0 W |
| Luminous flux in maintained operation mode | 4000 lm |
| Luminous flux in emergency operation mode | 350 lm |
| Nominal voltage of battery | 3.2 V |
| Battery life in emergency operation mode | 3 h |
| Battery charging time | < 24 h |
| Integrated test switch | No |

Certificates & Standards

| | |
|--|--------------------------------|
| Standards | CE / CB / ENEC / TÜV SÜD / EAC |
| Luminaire with limited surface temperature, "D sign" | No |
| Ball shot safe | No |












Additional product data

| | |
|-----------------------|---|
| Number of illuminants | - |
|-----------------------|---|

EQUIPMENT / ACCESSORIES

- Accessories for suspension available
- Mounting screws and dowels included

DOWNLOAD DATA

| DOWNLOAD DATA | |
|---|-------------------------------|
|  | User instruction |
|  | Addon Technical Information |
|  | Tender documents |
|  | Declarations Of Conformity CE |
|  | IES file (IES) |
|  | LDT file (Eulumdat) |
|  | R3D file (Relux 3D Model) |
|  | ROLF file (RELUX) |
|  | M3D file (3D Model) |
|  | ULD file (DIALux) |
|  | UGR file (UGR table) |

LOGISTICAL DATA

| Product code | Packaging unit (Pieces/Unit) | Dimensions (length x width x height) | Gross weight | Volume |
|---------------|------------------------------|--------------------------------------|--------------|-----------------------|
| 4058075402959 | Folding box 1 | 1,207 mm x 150 mm x 77 mm | 2621.00 g | 13.94 dm ³ |
| 4058075402966 | Shipping box 4 | 1,228 mm x 319 mm x 183 mm | 11774.00 g | 71.69 dm ³ |

The mentioned product code describes the smallest quantity unit which can be ordered. One shipping unit can contain one or more single products. When placing an order, for the quantity please enter single or multiples of a shipping unit.

References / Links

– For Guarantee see www.ledvance.com/guarantee

DISCLAIMER

Subject to change without notice. Errors and omission excepted. Always make sure to use the most recent release.