



MASTERColour CDM-Tm Elite Mini

MC CDM-Tm Elite Mini 35W/930 GU6.5 1CT

Mini, single-ended, very high-efficiency, long-life Ceramic Metal Halide discharge lamp producing crisp white sparkling light with high color rendering

Warnings and Safety

- Use only in totally enclosed luminaire, even during testing (IEC61167, IEC 62035, IEC60598)
- The luminaire must be able to contain hot lamp parts if the lamp ruptures
- Use only with electronic control gear
- For 50W use with Philips electronic gear only
- Control gear must include end-of-life protection (IEC61167, IEC 62035)
- A lamp breaking is extremely unlikely to have any impact on your health. If a lamp breaks, ventilate the room for 30 minutes and remove the parts, preferably with gloves. Put them in a sealed plastic bag and take it to your local waste facilities for recycling. Do not use a vacuum cleaner.

Product data

| Operating and Electrical | | Chromaticity Coordinate X (Nom) | | 0.434 |
|----------------------------|----------------------------------|------------------------------------|------------------|------------|
| Power Consumption | 39.1 W | Chromaticity Coordinate Y (Nom) | | 0.398 |
| Voltage (Nom) | 87 V | Correlated Color Temperature (Nom) | | 3000 K |
| Voltage (Nom) | 87 V | Luminous Efficacy (rated) (Nom) | | 3,950 lm/W |
| | | Color rendering index (CRI) | | 90 |
| General Information | | Controls and Dimming | | |
| Cap-Base | GU6.5 [GU6.5] | Dimmable | No | |
| Operating Position | UNIVERSAL [Any or Universal (U)] | Mechanical and Housing | | |
| Flux measurement reference | Sphere | Bulb Finish | Clear | |
| Light Technical | | Bulb Shape | T13.3 [T 13.3mm] | |
| Color Code | 930 [CCT of 3000K] | | | |
| Color Designation | Warm White (WW) | | | |

MASTERCLOUR CDM-Tm Elite Mini

Approval and Application

| | |
|-------------------------------|-----------|
| Mercury (Hg) Content (Max) | 4.7 mg |
| Mercury (Hg) Content (Nom) | 4.7 mg |
| Energy Consumption kWh/1000 h | 40 kWh |
| EPREL Registration Number | 1,519,237 |

Product Data

| | |
|--------------------|--|
| Full product code | 871829115382500 |
| Order product name | MC CDM-Tm Elite Mini 35W/930 GU6.5 ICT |

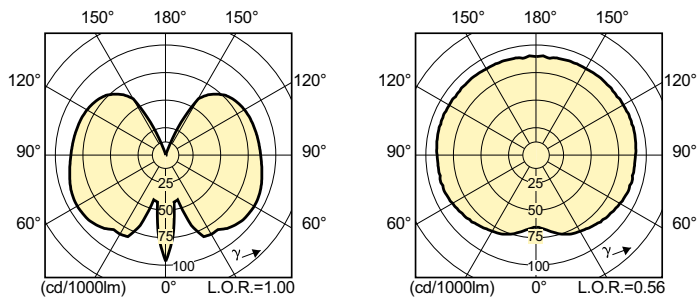
| | |
|---------------------------------|--|
| Order code | 928187405130 |
| Numerator - Quantity Per Pack | 1 |
| Numerator - Packs per outer box | 12 |
| Material number (12NC) | 928187405130 |
| Full product name | MC CDM-Tm Elite Mini 35W/930 GU6.5 ICT |
| EAN/UPC - Case | 8718291153832 |

Dimensional drawing


D

| Product | D (max) | D | O | L (min) | L (max) | L | C (max) |
|---|---------|----------|--------|---------|---------|-------|---------|
| MC CDM-Tm Elite Mini 35W/930 GU6.5 ICT | 13.3 mm | 0.5 inch | 4.7 mm | 28 mm | 32 mm | 30 mm | 56.7 mm |

Photometric data



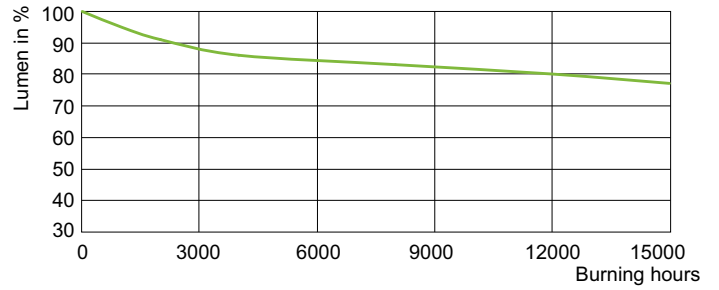
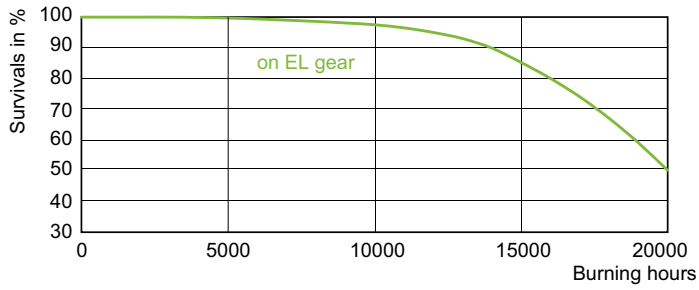
Light Distribution Diagram - MC CDM-Tm Elite Mini 35W/930 GU6.5 ICT



Spectral Power Distribution Colour - MC CDM-Tm Elite Mini 35W/930 GU6.5 ICT

MASTERCcolour CDM-Tm Elite Mini

Lifetime



Life Expectancy Diagram - MC CDM-Tm Elite Mini 35W/930 GU6.5 1CT

Lumen Maintenance Diagram - MC CDM-Tm Elite Mini 35W/930 GU6.5 1CT

