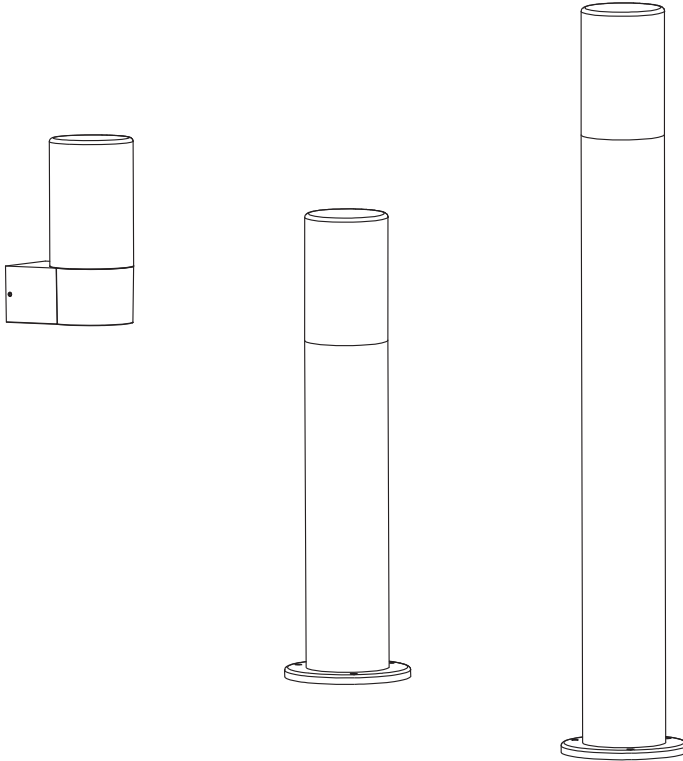
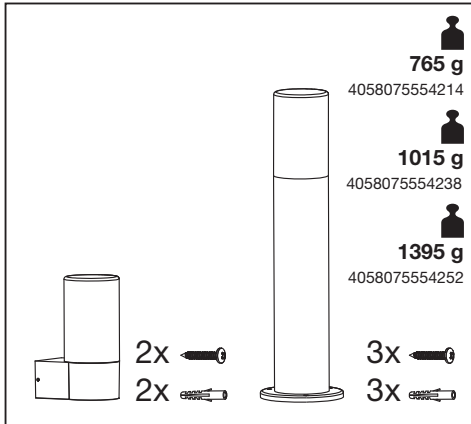

ENDURA® CLASSIC





	EAN	W	⊖ (°C)	V~	Hz
ENDURA CLASSIC PIPE WALL E27 AMB	4058075554214	max. 25	-20...+40	220-240	50/60
ENDURA CLASSIC PIPE 50CM E27 AMB	4058075554238	max. 25	-20...+40	220-240	50/60
ENDURA CLASSIC PIPE 80CM E27 AMB	4058075554252	max. 25	-20...+40	220-240	50/60





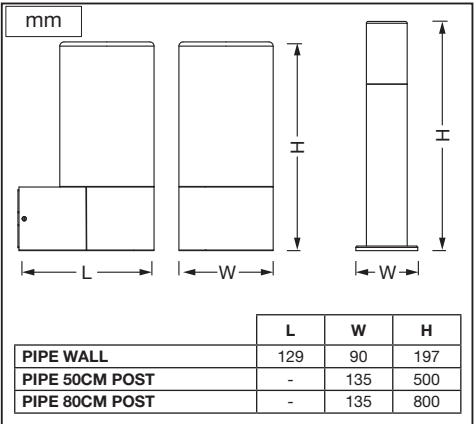
765 g
4058075554214

1015 g
4058075554238

1395 g
4058075554252

2x  3x 


2x  3x 

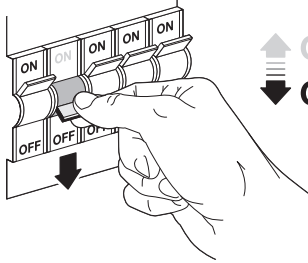


mm

	L	W	H
PIPE WALL	129	90	197
PIPE 50CM POST	-	135	500
PIPE 80CM POST	-	135	800

1





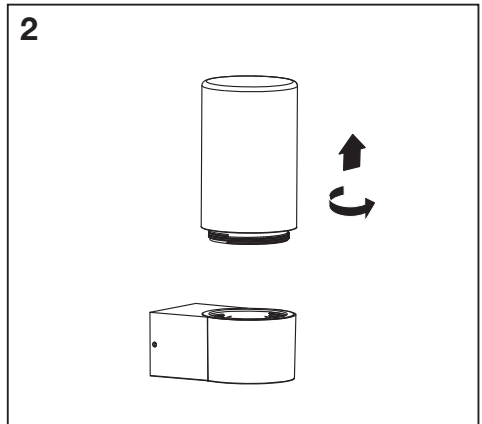
ON ON ON ON

OFF OFF ON

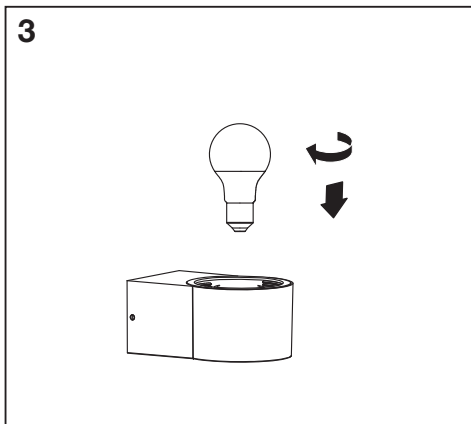
ON

OFF

2



3



4

