


Product End-of-Life Instructions

**ATV320 15kW 200V 3ph
Compact control variable speed drive**



Schneider
Electric

Product End-of-Life Instructions – EoLI

Product overview

Product Range: ATV320 15kW 200V 3ph compact control

Marketing Model/Name: ATV320D11M3C, ATV320D15M3C, ATV320D11S6C, ATV320D15S6C

Size: H x L x D in mm = 330 x 180 x 198

Weight in g = 7010.23

Purpose

The product family must be disposed according to the legislation of the country. This document is intended for use by end of life recyclers or treatment facilities. It provides the basic information to assure an appropriate end of life treatment for the components and materials of the product.

Note:

This product family is in the scope of European Union directive 2012/19/EU on Waste Electrical and Electronic Equipment (WEEE).

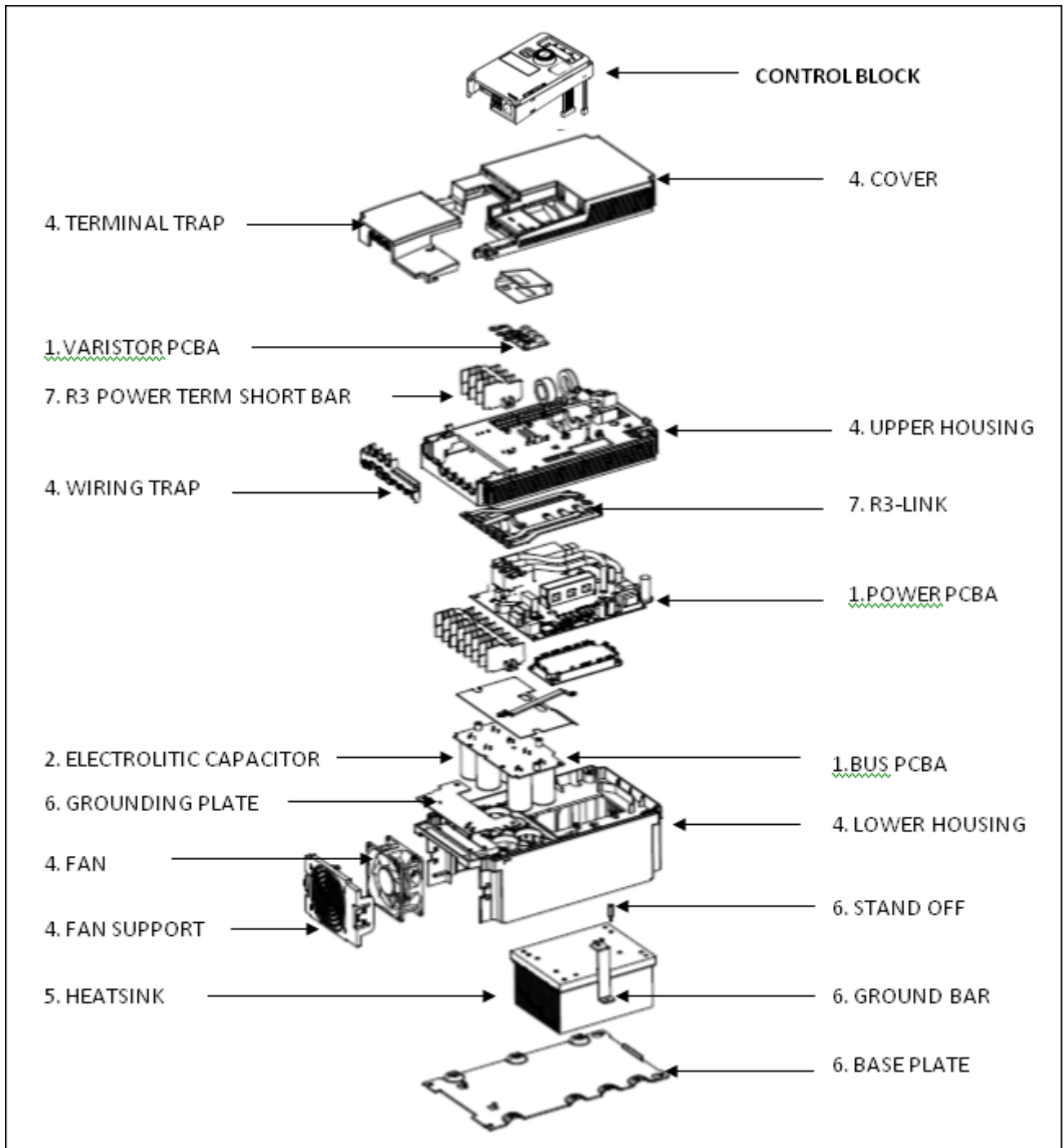
Operations recommended for the end of life treatment

There are several steps to process the products at the end of life so as to recover components, materials or energy :

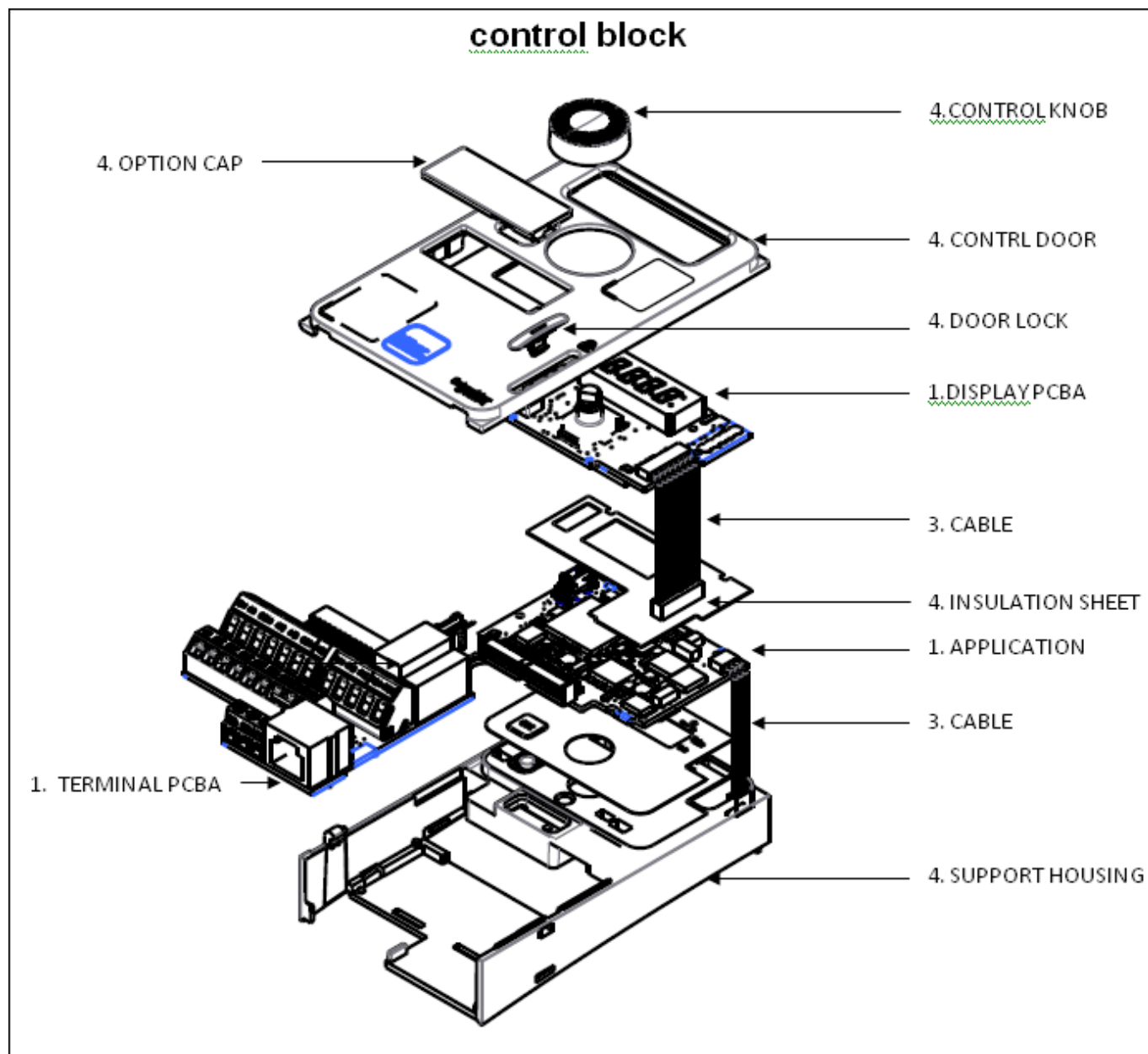
Reuse → Separation for special treatment → Other dismantling → Shredding

CAUTION: The product contains 7 printed circuit boards, 7 External cables which are recommended to be treated separately during the End of Life operations. Also electrolytic capacitors which may cause electrical shock during the end of life treatment process. **BEFORE SERVICING, REMOVE ALL POWER, WAIT 15 MINUTES.** The components of the products that optimize the recycling performances are listed, identified and located hereunder.

Product End-of-Life Instructions – EoLI



Product End-of-Life Instructions – EoLI



Product End-of-Life Instructions – EoLI

The components of the products that optimize the recycling performances are listed, identified and located hereunder.

| Recommendation | Number on drawing | Components | Weight (in g) | Comment |
|-------------------|-------------------|------------------------|---------------|--|
| Operating hazards | 2 | Electrolytic Capacitor | XX | In Terminal PCBA and Power PCBA |
| Reuse | | | | |
| Special treatment | 1 | PCBA | 1410.87 | 6 PCBAS: VARISTOR PCBA Power PCBA Bus PCBA Display PCBA Application PCBA Terminal PCBA |
| | 3 | Cable | 7.60 | Fan cable Varistor cable RS3C cable 8 ways CTRL RS3C cable 3 ways CTRL Power cable Control cable |
| Other dismantling | 4 | PC | 1528.17 | Control knob Control support Control insulation Fan/Fan support Cover S5 Control door lock Wiring trap Control door Terminal trap S5 Low housing Upper housing Control com option cap |
| | 5 | Aluminium | 1606.01 | Heatsink |
| | 6 | Steel | 993.57 | Grounding Heatsink Grounding plate Baseplate S5 Ground Base plate |
| | 7 | Copper | 356.53 | R3-LINK R3 POWER TERM SHORT BAR |

EoLI achieved with Schneider-Electric TT03 V6 procedure

Schneider Electric Industries SAS

35, rue Joseph Monier
CS 30323
F- 92506 Rueil Malmaison Cedex
RCS Nanterre 954 503 439
Capital social 896 313 776 €

www.schneider-electric.com