

THORGEON

ENERGY METERS

WIFI ENERGY METER

01010



220V



PHASE

Hz

50-60

A

63



DIN



IP20



DISPLAY



SERIAL



www.thorgeon.com

SIA "ATTA-1", Daugavgrivas street 77
Riga, Latvia, LV-1007

4751029898951
Developed in Latvia

THORGEON

Function:


1. Remote control at anytime from anywhere
 2. Schedule/Timer/loop timer
 3. Energy monitoring
 4. Under voltage protection 150V-190V (adjustable)(default: 170V)
 5. Over voltage protection 250V-300V (adjustable) (default: 270)
 6. Over current protection 1A-63A (adjustable) (default: 63A)
 7. Electric leakage protection:10-99mA 8. Preset current/voltage threshold values by app.
- Once the real-time/current/voltage reaches the threshold values.
The connected electrical appliances will be turned off automatically

8. Technical Parameters:

| | |
|-------------------------------------|--|
| Rated Supply Voltage: | AC 220V |
| Operation Voltage Range: | AC80v-400v(single phase) |
| Rated Frequency: | 50/60Hz |
| Electric Current (>A)setting range: | 1-63A |
| Overvoltage (>U) setting range: | 250-300V (adjustable) |
| Undervoltage(<U) setting range: | 150-190V (adjustable) |
| Electric Leakage Protection: | 10-99mA. (This feature can be turned off) |
| Error: | 2% |
| >U and<U trip delay: | 0.5s |
| Voltage Measurement Accuracy: | 2% (Not exceeding 2% of the overall range) |
| Reset/Start Delay: | 5s-90s |
| Rated Insulation Voltage: | 400V |
| Output Contact: | 1NO |
| Altitude: | ≤2000m |
| Operating Temperature: | -30°C^70°C |
| Power Display Range: | 0-99999.9kw/h |



tuya[®] Scan to download app:



Parameter Settings: 1. Click **SET** to view each data
2. Press SET for 5 seconds to enter setup mode, and then press **SET** to select, press **▲** and **▼** Key to adjust the set

Network Connection: press **WiFi** for 5 seconds until the WIFI indicator blinks quickly to enter the network connection.

Data display



○ Fuction display



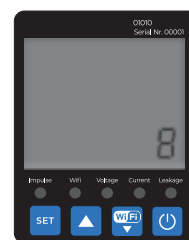
Undervoltage/
Overvoltage
Setting



Overcurrent
Setting



Leakage Setting
(This feature
can be tured off)



Self-Reset Time
Setting



Power Meter

WIFI RECLOSE PROTECTOR

Brief of Product

WiFi reclose protector is suitable for ac 50Hz, rated voltage 220V line to remote control, multi-person control, can be set according to Beijing time on and off.

It is suitable for remote intelligent control of electrical equipment in various environments, such as families, schools, enterprises, municipal projects, street lights, farms, rental houses, water pumps, floor heating, water heaters, etc.

Features

This product with over voltage protection, under voltage protection, overload protection, leakage protection, delay protection, electricity metering, time setting switch.

Remote control can be realized only when the protection switch of remote control is in the state of networking. "On" "Off" set the current, voltage and leakage to limit the electricity consumption through the parameters of mobile phone APP.

This product is not short circuit protection, please use together with air breaker, to prevent the line or equipment short circuit fire caused unnecessary loss.

When the device is not connected to the network, it can be connected to the device through bluetooth of mobile phone within 20 meters to realize remote control "On" and "Off".

Product protector switch width 36mm, 2 placeholders.

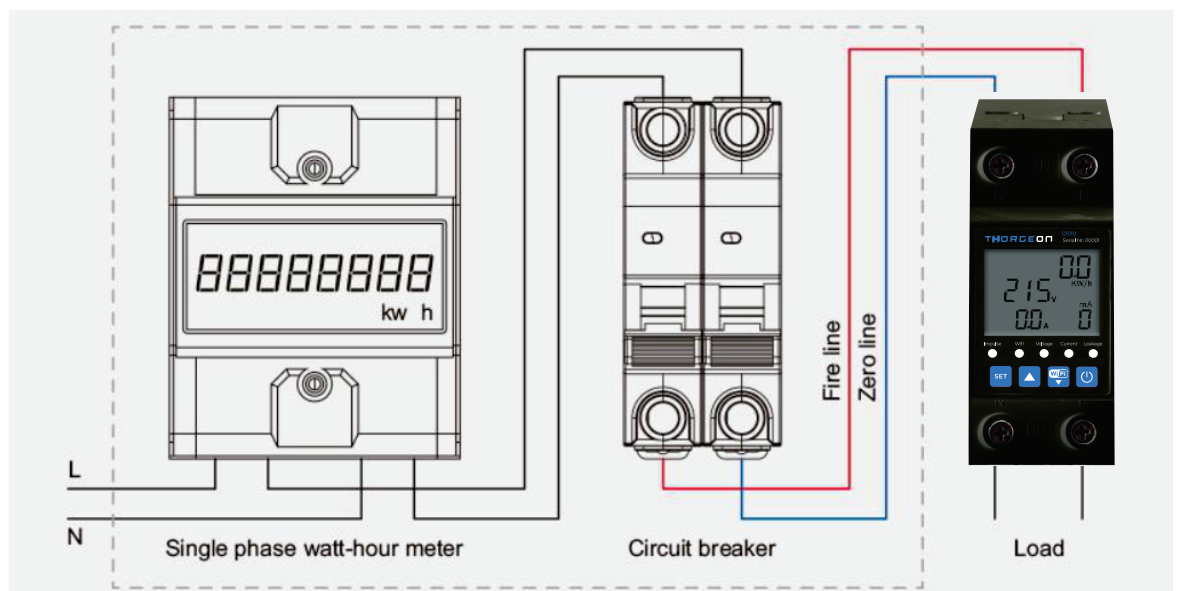
Without the need for remote control, the device can also realize automatic closing, over-voltage, under-voltage, leakage can also play a protection

Product parameter setting, current 1~63A can be set, over voltage 250~300V, under voltage 150~190V, leakage 10~99mA (can close the leakage function), delay time 5~90 seconds can be set (can only be set on the switch).

Product switch setting long press the setting button for three seconds to enter the setting procedure, short press the query, the leakage will not automatically close after three times, the display is OFF, please check the line or equipment before using.

Main Technical Parameter

| | |
|------------------------|--|
| Model | QJGQ-63 |
| Rated voltage (V) | AC220 |
| Rated current (A) | 63 |
| Rated frequency (Hz) | 50/60 |
| Rated power (W) | 63A: Resistive load <13000W; Inductive load <6000W |
| Power consumption (W) | <2 |
| Ambient temperature | -25~+60°C |
| Environmental humidity | <95% |
| Dimension | 36x85x49mm |



Note: This switch cannot be used as a main breaker. Please install a miniature circuit breaker with overload and short-circuit protection function before this product.