








Spring-clamp terminal block  
1.5mm<sup>2</sup>, 2-levels, grey color

|   |   |
|---|---|
| <b>Series</b>   | HMD   |
| <b>Code</b>   | HD200GR   |
| <b>Type</b>   | HMD.1/GR  |
| <b>HS code</b>  | 85369010  |
| <b>Colour</b>   | grey  |
| <b>TECHNICAL FEATURES</b>   |   |
| <b>Function/Type</b>  | 2 levels feed-through   |
| <b>Rated cross-section</b>  | 1.5 mm <sup>2</sup>   |
| <b>Connecting capacity</b>  |   |
| <b>Flexible wire</b>  | 0.2-2.5 mm <sup>2</sup>   |
| <b>Rigid wire</b>   | 0.2-2.5 mm <sup>2</sup>   |
| <b>Wire with ferrule - ferrule type</b>   | 1.5 mm <sup>2</sup> – WP15/14   |
| <b>Electrical characteristics according to IEC EN standard</b>                    |   |
| <b>Maximum voltage AC/DC</b>  | 500 V   |
| <b>Maximum current (rated cross-section)</b>                                      | 16 A  |
| <b>Caliber</b>  | B2  |
| <b>Electrical characteristics according to UL Standard</b>                        |   |
| <b>Maximum voltage AC/DC</b>  | 600 V   |
| <b>Maximum current (rated cross-section)</b>                                      | 15 A  |
| <b>Section (min-max)</b>  | 26-14 (AWG)   |
| <b>Electrical characteristics according to ATEX directive and IEC Ex standard</b> |   |
| <b>Maximum voltage AC/DC</b>  | 400 V   |
| <b>Maximum current (rated cross-section)</b>                                      |   |
| <b>Operating temperature Min/Max</b>  | -40 °C / +80 °C   |
| <b>Rated impulse withstand voltage / pollution degree</b>                         | 4 kV / 3  |
| <b>Insulation stripping length</b>  | 10 mm   |
| <b>Width (pitch)</b>  | 4.2 mm  |
| <b>Length</b>   | 73 mm   |
| <b>Height mounted on TH35-7.5/TH35-15/G32</b>                                     | 59 / 67 / – mm  |
| <b>Insulation material temperature index (EN 60216-1)</b>                         | 130 °C  |
| <b>Plastic material</b>   | Polyamide UL94V-0   |
| <b>ACCESSORIES</b>  |   |
| <b>End section</b>  |   |
| <b>Grey</b>   | HMD.1/PT/GR (cod. HD201GR)  |
| <b>Blue</b>   | HMD.1/PT (Ex)i (cod. HD301)   |
| <b>Thickness</b>  | 1.5 mm  |
| <b>Cross-connection</b>   |   |
| <b>Model A)</b>   | PTC/1/... (cod. PTC01...)   |
| <b>Model B)</b>   | –   |
| <b>Rated current carrying capacity IEC/ATEX</b>                                   |   |
| <b>Cross-connection identification strip</b>                                      | PTC/SP (cod. PTC0990)   |
| <b>Coloured partition plate</b>   | DFU/7/R (cod. DU07R)  |
| <b>Cross-connection barrier</b>   | DFM/500 (cod. DF500)  |
| <b>Test plug</b>  | –   |
| <b>Modular test plug</b>  | SDH/4 (cod. DH004) – SDH/4P (cod. DH04P)  |
| <b>End section for modular test plug</b>  | SH4/PT (cod. DH401)   |
| <b>Marking</b>  |   |
| <b>Single marking tag</b>   | SHZ/1 (cod. SH004)  |
| <b>Single marking tag for pitch insertion</b>                                     |   |
| <b>End bracket</b>  |   |
| <b>TH35 screw type</b>  | BT/3 (cod. BT003)   |
| <b>TH35 snap-fit type</b>   | BTO (cod. BT007)  |
| <b>TH35 and G32 snap-fit type</b>   | BTU (cod. BT005)  |
| <b>DIN rail according to IEC 60715/TH35</b>                                       | PR/3/..   |
| <b>APPROVALS AND MARKINGS</b>   |     |



1 For more details on accessories, refer to the relevant chapters

## DESCRIZIONE DEL PRODOTTO

HMD.1/GR  
Sping-clamp terminal block 1.5mm<sup>2</sup>, 2-levels, grey color