

PRODUCT DATASHEET

LB FLEX 1500 DALI P 140W 840 W

LOW BAY FLEX 1500 DALI | Low-bay luminaires with attractive linear design, up to 160 lm/W with DALI-2 technology



Areas of application

- Replacement for luminaires with mercury vapor or metal halide lamps
- Warehouses
- Logistics halls
- Industrial and storage facilities
- Discounters, supermarkets
- Sports halls
- Indoor sports facilities

Product benefits

- High compatibility thanks to DALI-2 certification
- Economical thanks to high luminous efficacy up to 160 lm/W
- Easy and quick installation thanks to toolless connector box with 5- and 7-pole terminals
- Modern and robust design
- 5 years guarantee

Product features

- DALI-2 certified
- Different luminous flux and beam angle for mounting heights of ~ 4 m to ~14 m in 4000 K
- Through-wiring cable already installed
- Long Lifetime (L80/B10): up to 100,000 h
- High color consistency: ≤ 3 SDCM



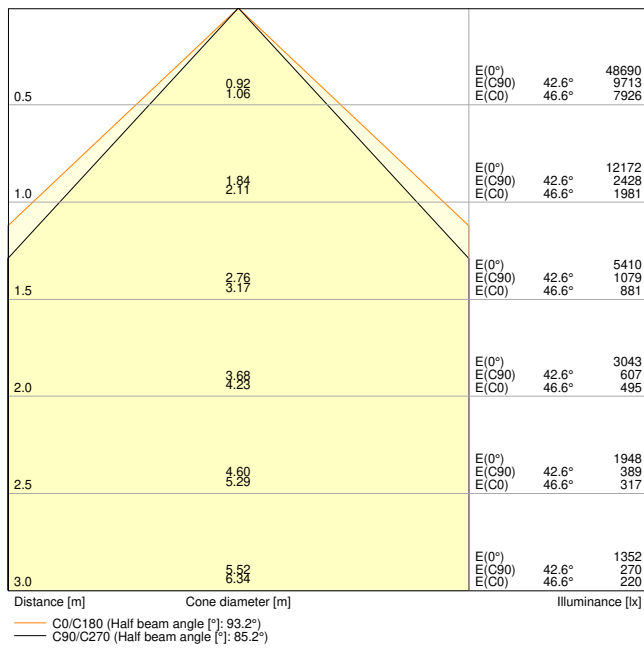
TECHNICAL DATA

Electrical data

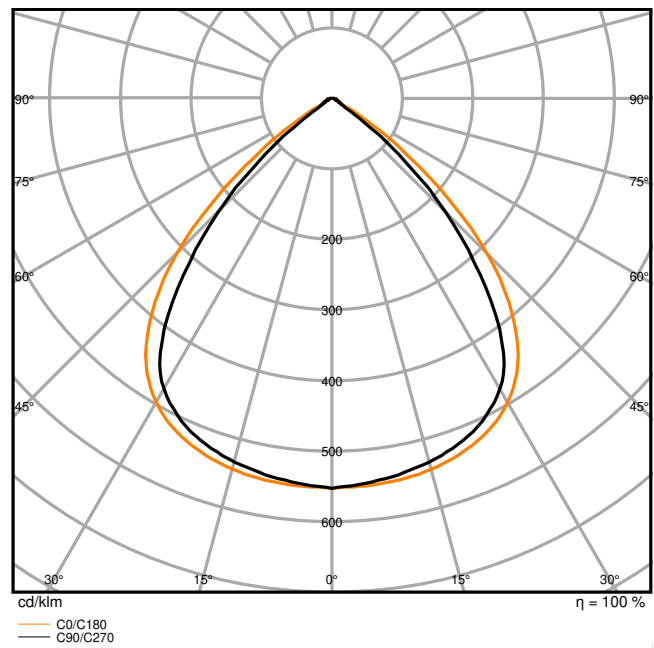
Nominal wattage	140 W
Nominal voltage	220...240 V
Mains frequency	0/50/60 Hz
Nominal current	650 mA
Inrush current	17.7 A
Inrush current time T_{h50}	162 μ s
Max. number of luminaires per miniature circuit breaker B16	16
Max. number of luminaires per miniature circuit breaker C10	16
Max. number of luminaires per miniature circuit breaker C16	16
Power factor λ	≥ 0.90
Total harmonic distortion	≤ 20 %
Protection class	I
Operating mode	Electronic control gear (ECG)
Dimming interface	DALI-2

Photometrical data

Luminous flux	22000 lm
Luminous efficacy	155 lm/W
Color temperature	4000 K
Light color (designation)	Cool White
Color rendering index Ra	≥ 80
Standard deviation of color matching	< 3 sdc _m
Low flicker	Yes
Photobiological safety group acc. to EN62778	RG1
Photobiological safety group acc. to EN62471	RG1
Beam angle	90 °



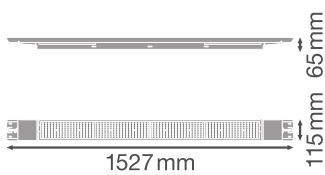
LB FLEX 1500 DALI P 140W 840 W



LB FLEX 1500 DALI P 140W 840 W

Dimensions & Weight

Length	1527.00 mm
Width	115.00 mm
Height	65.00 mm
Product weight	4150.00 g



LOW BAY FLEX 1500

Materials & Colors

Product color	White
Housing color	White
Body material	Steel
Cover material	Polycarbonate (PC)
Light emitting surface material	Polycarbonate (PC)
Glow Wire Test according to IEC 60695-2-12	650 °C
Mercury content	0.0 mg

Application & Mounting

Ambient temperature range	-25...+50 °C
Temperature range at storage	-20...+80 °C
Type of connection	SCREWLESS TERMINAL, 7-POLE (L1, L2, L3, N, PE, DA, DA)
Type of protection	IP23
Protection class IK (shock resistance)	IK08
Dimmable	Yes
Type of dimming	DALI2
Mounting type	Surface/Suspended
Mounting location	Ceiling
Application environment	Indoor
Adjustable	No
With light source	Yes

Lifespan

Lifespan L70/B50 at 25 °C	100000 h ¹⁾
Lifespan L80/B10 at 25 °C	100000 h ¹⁾
Lifespan L80/B50 at 25 °C	100000 h
Lifespan L90/B10 at 25 °C	51000 h
Number of switching cycles	50000

¹⁾ t[h]: L70 / B50 @ 25 °C (Ta), t[h]: L80 / B10 @ 25 °C (Ta), t[h]: L90 / B10 @ 25 °C (Ta)

Control gear

Output current	600 mA
ECG - Output ripple current	< 10 %
Recommended control gear	TRIDONIC/LCA 50W 100-400mA one4all Ip PRE

Emergency lighting

Wattage in emergency operation mode	22.6 W
Luminous flux in emergency operation mode	3568 lm

Certificates & Standards

Standards	CE / CB / ENEC / TÜV SÜD / EAC / UKCA
Luminaire with limited surface temperature, "D sign"	No
Ball shot safe	No
Replaceable light source (EPREL)	Not replaceable









Additional product data









Added function	VIVARES
----------------	---------

EQUIPMENT / ACCESSORIES

– Suspension kit, ball-proof cover and angulation mounting kit available as separate accessory

DOWNLOAD DATA

Documents and certificates		Document name
	User instruction / safety instructions	UI Lowbay Flex
	Legal information	Legal Insert LB FLEX DALI
	Legal information	LS Insert LB FLEX DALI
	Legal information	Informationstext 18 Abs 4 ElektroG
	Declarations of conformity	LB FLEX
	Declarations of conformity UKCA	LB FLEX
Photometric and lighting design files		Document name
	IES file (IES)	LB FLEX 1500 DALI P 140W 840 W
	LDT file (Eulumdat)	LB FLEX 1500 DALI P 140W 840 W

Photometric and lighting design files		Document name
	ULD file (DIALux)	LB FLEX 1500 DALI P 140W 840 W
	ROLF file (RELUX)	LB FLEX 1500 DALI P 140W 840 W
	UGR file (UGR table)	LB FLEX 1500 DALI P 140W 840 W
	Light distribution curve type cone	LB FLEX 1500 DALI P 140W 840 W
	Light distribution curve type polar	LB FLEX 1500 DALI P 140W 840 W
CAD/BIM files		Document name
	BIM Revit 3D	LOW BAY FLEX
	CAD STEP 3D	LB FLEX 1500
Tender texts		Document name
	Tender documents	LOW BAY FLEX 1500 DALI DALI P 140W 840 W-EN

LOGISTICAL DATA

Product code	Packaging unit (Pieces/Unit)	Dimensions (length x width x height)	Gross weight	Volume
4099854164019	Folding box 1	106 mm x 1,572 mm x 154 mm	4605.00 g	25.66 dm ³
4099854164026	Shipping box 3	1,602 mm x 488 mm x 143 mm	16253.00 g	111.79 dm ³

The mentioned product code describes the smallest quantity unit which can be ordered. One shipping unit can contain one or more single products. When placing an order, for the quantity please enter single or multiples of a shipping unit.

ADDITIONAL CATALOG INFORMATION



References / Links

– For Guarantee see www.ledvance.com/guarantee

DISCLAIMER

Subject to change without notice. Errors and omission excepted. Always make sure to use the most recent release.