

**DG M H TT 2P 275 (952 181)**

- Prewired complete unit consisting of a base part and plug-in protection modules
- High discharge capacity due to heavy-duty zinc oxide varistors / spark gaps
- High reliability due to "Thermo Dynamic Control" SPD monitoring device


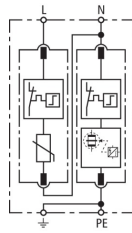
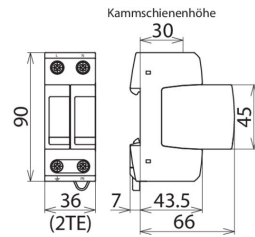


Figure without obligation



Basic circuit diagram DG M H TT 2P 275



Dimension drawing DG M H TT 2P 275

Modular surge arrester with an increased discharge capacity for use in single-phase TT and TN systems (1+1 configuration).

Type Part No.	DG M H TT 2P 275 952 181
SPD according to EN 61643-11 / IEC 61643-11	type 2 / class II
Energy coordination with terminal equipment (≤ 10 m)	type 2 + type 3
Nominal voltage (a.c.) (U <sub>N</sub> )	230 V (50 / 60 Hz)
Max. continuous operating voltage (a.c.) [L-N] (U <sub>c</sub> )	275 V (50 / 60 Hz)
Max. continuous operating voltage (a.c.) [N-PE] (U <sub>c</sub> )	255 V (50 / 60 Hz)
Nominal discharge current (8/20 μs) [L-N] (I <sub>n</sub> )	20 kA
Nominal discharge current (8/20 μs) [N-PE] (I <sub>n</sub> )	80 kA
Max. discharge current (8/20 μs) [L-N] (I <sub>max</sub> )	40 kA
Max. discharge current (8/20 μs) [N-PE] (I <sub>max</sub> )	120 kA
Voltage protection level [L-N]/[N-PE] (U <sub>p</sub> )	≤ 1.5 / ≤ 1.5 kV
Voltage protection level [L-N] / [N-PE] at 5 kA (U <sub>p</sub> )	≤ 1 / ≤ 1.5 kV
Follow current extinguishing capability [N-PE] (I <sub>e</sub> )	100 A <sub>rms</sub>
Response time [L-N] (t <sub>a</sub> )	≤ 25 ns
Response time [N-PE] (t <sub>a</sub> )	≤ 100 ns
Max. mains-side overcurrent protection	125 A gG
Short-circuit withstand capability for max. mains-side overcurrent protection (I <sub>SCCR</sub> )	50 kA <sub>rms</sub>
Temporary overvoltage (TOV) [L-N] (U <sub>T</sub> ) – Characteristic	335 V / 5 sec. – withstand
Temporary overvoltage (TOV) [L-N] (U <sub>T</sub> ) – Characteristic	440 V / 120 min. – safe failure
Temporary overvoltage (TOV) [N-PE] (U <sub>T</sub> ) – Characteristic	1200 V / 200 ms – withstand
Operating temperature range (T <sub>U</sub> )	-40 °C ... +80 °C
Operating state / fault indication	green / red
Number of ports	1
Cross-sectional area (min.)	1.5 mm <sup>2</sup> solid / flexible
Cross-sectional area (max.)	35 mm <sup>2</sup> stranded / 25 mm <sup>2</sup> flexible
For mounting on	35 mm DIN rails acc. to EN 60715
Enclosure material	thermoplastic, red, UL 94 V-0
Place of installation	indoor installation
Degree of protection	IP 20
Capacity	2 module(s), DIN 43880
Approvals	KEMA
Lightning impulse current (10/350 μs) [N-PE] (I <sub>imp</sub> )	40 kA
Weight	228 g
Customs tariff number	85363030
GTIN	4013364318175
PU	1 Stk

We reserve the right to introduce changes in performance, configuration and technology, dimensions, weights and materials in the course of technical progress. The figures are shown without obligation.