



75009711	DATA SHEET	
Valid from: 31.10.2018	EPIC[®] SIGNAL M23 KIT A1 12 PINS SOLDER TERMINATION	

Description

- Circular connector for servo cables and encoders
- Low-resistance screen contact
- Optimum EMC protection
- Use of high quality materials for increased reliability
- Complete connector with housing and insulation body, equipped with suitable solder contacts



Components of the combination

Article number of the combination	75009711
Housing	SIGNAL M23 A1 (72004000)
Insert	12 Pin (P-Part) with solder termination (73002714)

General characteristics

Series	SIGNAL M23
Type	A1, Panel mounted
Version	Male
Connection type	Solder termination
Coding	Black (N)
Pin-arrangement	12 (P-Part)
Contact diameter	1 mm
Termination cross section	Up to 1 mm ²
Mounting type	Panel mount; through hole for: 4x M 2,5
Degree of protection	IP 68 (10 h / 1 m) (latched)
Cycles of mechanical operation	100
Temperature range	-25 °C to +125 °C


Materials and surfaces

Housing, base material	Zinc die-cast
Housing, surface	Nickel
Sealing	FPM/FKM
Insert	PA
Contact, base material	Brass
Contact, surface	Gold

Electrical characteristics

Rated voltage	100 V
Rated impulse voltage	1,5 kV
Rated current	7 A
Contact resistance	< 4 mOhm
Verschmutzungsgrad	3

Creator: STKU3/PDP Released: IVSE1/PDP	Document: DB75009711EN Version: 00	Page 1 of 3
---	---------------------------------------	-------------

75009711	DATA SHEET	
Valid from: 31.10.2018	EPIC® SIGNAL M23 KIT A1 12 PINS SOLDER TERMINATION	

Approvals

VDE-Approval, VDE-REG.-Nr.
UL File Number

C024
E249137



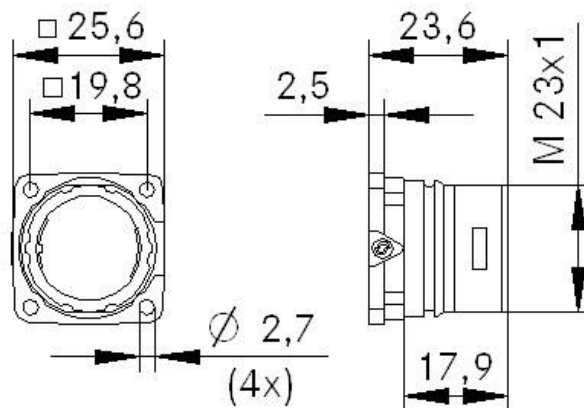
Standards

Safety Standard

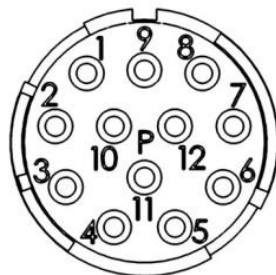
IEC 61984; UL 1977

Technical Drawings


Housing



Insert




Creator: STKU3/PDP Released: IVSE1/PDP	Document: DB75009711EN Version: 00	Page 2 of 3
---	---------------------------------------	-------------

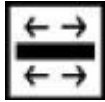
75009711	DATA SHEET	
Valid from: 31.10.2018	EPIC® SIGNAL M23 KIT A1 12 PINS SOLDER TERMINATION	



Good chemical resistance



Industrial machinery and plant engineering



Optimum strain relief



Mechanical resistance



Assembly time



Robust



Integrated SKINTOP® cable gland



Wind energy



Variety of approval certifications

Info

Robust metal connector with integrated EMC cable gland

Application range

Plant engineering
 Servo drives and Servo assemblies
 Measurement and control technology
 Apparatus construction

Remark

Photographs are not to scale and do not represent detailed images of the respective products.

Creator: STKU3/PDP Released: IVSE1/PDP	Document: DB75009711EN Version: 00	Page 3 of 3
---	---------------------------------------	-------------