

PRODUCT DATASHEET

LED Classic Globe 95 100 Filament DIM S 11W 940 Clear E27

LED CLASSIC GLOBE DIM CRI90 S | Dimmable LED lamps, classic ball shape, CRI90, with greatly reduced blue component



SUPERIOR
CLASS

Areas of application

- Perfect for decorative installations
- Domestic applications
- General illumination
- Outdoor use in suitable outdoor luminaires only

Product benefits

- Lamps with innovative LED "filament" technology
- Design, dimensions, luminous flux comparable to a halogen lamp
- Natural light spectrum with outstanding color rendering of CRI > 90
- Greatly reduced blue component
- Improved visual comfort and reduced eye strain
- Lower energy consumption than incandescent or halogen lamps
- Instant 100 % light, no warm-up time
- Low flickering

Product features

- LED lamps for line voltage
- Beam angle: up to 300°



- Dimmable
- Color rendering index $R_a \geq 90$

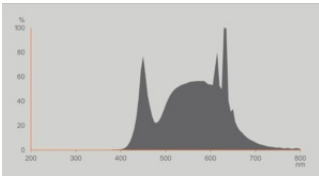
TECHNICAL DATA

Electrical data

Nominal wattage	11 W
Construction wattage	11.00 W
Nominal voltage	220...240 V
Operating mode	AC Mains
Claimed equiv. conventional lamp power	100 W
Nominal current	52 mA
Type of current	AC
Inrush current	1.66 A
Operating frequency	50/60 Hz
Mains frequency	50/60 Hz
Max. lamp number on MCB B10 A	271
Max. lamp number on MCB B16 A	433
Total harmonic distortion	13.5 %
Power factor λ	≥ 0.70

Photometrical data

Luminous flux	1521 lm
Luminous efficacy	138 lm/W
Lumen main.fact.at end of nom.life time	0.93
Light color (designation)	Cool White
Color temperature	4000 K
Color rendering index Ra	90
Light color	940
Standard deviation of color matching	≤ 6 sdc _m
Rated LLMF at 6,000 h	0.80
Flickering metric (Pst LM)	≤ 1.0
Stroboscope effect metric (SVM)	≤ 0.4

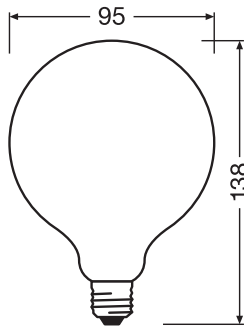


EPREL Data Spectral Diagram LEDr
_CRI90_Blue light reduced_4000K

Light technical data

Beam angle	300 °
Warm-up time (60 %)	< 0.50 s
Starting time	< 0.5 s

Dimensions & Weight



Overall length	135.00 mm
Diameter	95.00 mm
Maximum diameter	95 mm
Product weight	54.00 g

Temperatures & operating conditions

Ambient temperature range	-20...+40 °C
Maximum temperature at tc test point	≤80 °C

Lifespan

Lifespan L70/B50 at 25 °C	15000 h
---------------------------	---------

Number of switching cycles	100000
Lumen maintenance at end of service lifetime	0.93
Rated lamp survival factor at 6,000 h	≥ 0.90

Additional product data

Base (standard designation)	E27
Mercury content	0.0 mg
Mercury-free	Yes
Design / version	Clear
Product remark	All technical parameters apply to the entire lamp / Due to the complex production process for light-emitting diodes, the typical values shown for the technical LED parameters are purely statistical values that do not necessarily match the actual technical parameters of each individual product, which can vary from the typical value

Capabilities

Dimmable	Yes ¹⁾
----------	-------------------

¹⁾ Check dimmer compatibility at [ledvance.com/compatibility](https://www.ledvance.com/compatibility)

Certificates & Standards

Energy efficiency class	D ¹⁾
Energy consumption	11.00 kWh/1000h
Type of protection	IP20
Standards	CE / UKCA
Photobiological safety group acc. to EN62778	RG1

¹⁾ Energy efficiency class (EEC) on a scale of A (highest efficiency) to G (lowest efficiency)

Country-specific categorizations

Order reference	LEDG95100DIM 11
-----------------	-----------------

LOGISTICAL DATA


Temperature range at storage	-20...+80 °C
------------------------------	--------------


Energy labelling regulation data acc EU 2019/2015

Lighting technology used	LED
Non-directional or directional	NDLS
Mains or non-mains	MLS
Light source cap-type (or other electric interface)	E27

Connected light source (CLS)	No
Color-tuneable light source	No
Envelope	No
High luminance light source	No
Anti-glare shield	No
Correlated colour temperature type	SINGLE_VALUE
Standby power	not applicable
Networked standby power for CLS	not applicable
Claim of equivalent power	Yes
Length	135.00 mm
Height	95.00 mm
Width	95.00 mm
Chromaticity coordinate x	0.380
Chromaticity coordinate y	0.380
R9 Colour rendering index	>0
Beam angle correspondence	SPHERE_360
Survival factor	0.90
Displacement factor	≥0.7
LED light source replaces a fluorescent light source	No
EPREL ID	1361269
Model number	AC45181

DOWNLOAD DATA

Documents and certificates		Document name
	Declarations of conformity	LED CLASSIC

Photometric and lighting design files		Document name
	Spectral power distribution	EPREL Data Spectral Diagram LEDr _CRI90_Blue light reduced_4000K

LOGISTICAL DATA

Product code	Packaging unit (Pieces/Unit)	Dimensions (length x width x height)	Gross weight	Volume
4099854061219	Folding box 1	110 mm x 110 mm x 158 mm	110.00 g	1.91 dm ³

Product code	Packaging unit (Pieces/Unit)	Dimensions (length x width x height)	Gross weight	Volume
4099854061226	Shipping box 10	564 mm x 231 mm x 175 mm	1345.00 g	22.80 dm ³

The mentioned product code describes the smallest quantity unit which can be ordered. One shipping unit can contain one or more single products. When placing an order, for the quantity please enter single or multiples of a shipping unit.

References / Links

- For dimming conformity see www.ledvance.com/dim
- For Guarantee see www.ledvance.com/guarantee

DISCLAIMER

Subject to change without notice. Errors and omission excepted. Always make sure to use the most recent release.