

PRODUCT DATASHEET

Radium Special LED PIN 40 320° DIM 4.5W 827 Clear GY6.35

LED PIN 12 V DIM | Dimmable low-voltage 12 V LED lamps with retrofit pin base



Areas of application

- Decorative applications
- Atmospheric accent lighting throughout the home
- Outdoor use in suitable outdoor luminaires only

Product benefits

- Variable use at Direct Current and Alternating Current
- Good all-around light emission
- Ideal for decorative and free-burning applications
- Very long lifetime of up to 25,000 h
- Four year guarantee

Product features

- Dimmable (with many common dimmers, see also www.ledvance.com/dim)
- Compatible with many common conventional and electronic control gears (see also compatibility list)
- LED alternative to low voltage halogen lamps
- Base: G4, GY6.35



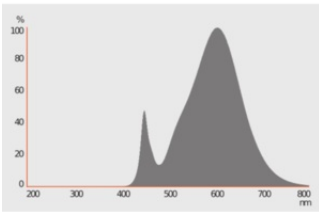
TECHNICAL DATA

Electrical data

Nominal wattage	4.5 W
Construction wattage	4.50 W
Nominal voltage	12 V
Operating mode	12V AC/DC
Claimed equiv. conventional lamp power	40 W
Nominal current	370 mA
Type of current	AC/DC
Inrush current	4.2 A
Max. lamp no. on circuit break. 10 A (B)	46
Max. lamp no. on circuit break. 16 A (B)	58
Total harmonic distortion	< 50 %
Power factor λ	> 0.90

Photometrical data

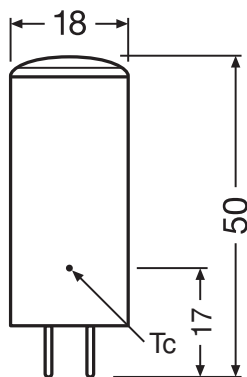
Luminous flux	470 lm
Nominal useful luminous flux 90°	470 lm
Luminous efficacy	104 lm/W
Lumen main.fact.at end of nom.life time	0.70
Light color (designation)	Warm White
Color temperature	2700 K
Color rendering index Ra	≥80
Light color	827
Standard deviation of color matching	≤6 sdcn
Rated LLMF at 6,000 h	0.80
Flickering metric (Pst LM)	1.0
Stroboscope effect metric (SVM)	0.4



Light technical data

Beam angle	320 °
Warm-up time (60 %)	< 0.50 s
Starting time	< 0.5 s

Dimensions & Weight



Overall length	50.00 mm
Diameter	18.00 mm
Maximum diameter	18 mm
Product weight	12.00 g

Temperatures & operating conditions

Ambient temperature range	-20...+40 °C
Maximum temperature at tc test point	87 °C

Lifespan

Lifespan L70/B50 at 25 °C	20000 h
Number of switching cycles	100000
Lumen maintenance at end of service lifetime	0.70
Rated lamp survival factor at 6,000 h	≥ 0.90

Additional product data

Base (standard designation)	GY6.35
Mercury content	0.0 mg
Design / version	Clear
Product remark	All technical parameters apply to the entire lamp / Due to the complex production process for light-emitting diodes, the typical values shown for the technical LED parameters are purely statistical values that do not necessarily match the actual technical parameters of each individual product, which can vary from the typical value

Capabilities

Dimmable	Yes ¹⁾
----------	-------------------

¹⁾ Check dimmer compatibility at [ledvance.com/compatibility](https://www.ledvance.com/compatibility)

Certificates & Standards

Energy efficiency class	F ¹⁾
Energy consumption	5.00 kWh/1000h
Type of protection	IP20
Standards	CE / EAC
Photobiological safety group acc. to EN62778	RG1

¹⁾ Energy efficiency class (EEC) on a scale of A (highest efficiency) to G (lowest efficiency)

Country-specific categorizations

Order reference	RLPIN40D CL 4,5
-----------------	-----------------

LOGISTICAL DATA

Temperature range at storage	-20...+80 °C
------------------------------	--------------

Energy labelling regulation data acc EU 2019/2015



Lighting technology used	LED
Non-directional or directional	NDLS
Mains or non-mains	NMLS

Light source cap-type (or other electric interface)	GY6.35
Connected light source (CLS)	No
Color-tuneable light source	No
Envelope	No
High luminance light source	No
Anti-glare shield	No
Correlated colour temperature type	SINGLE_VALUE
Standby power	0.00
Networked standby power for CLS	0 W
Claim of equivalent power	Yes
Length	50.00 mm
Height	18.00 mm
Width	18.00 mm
Chromaticity coordinate x	0.458
Chromaticity coordinate y	0.410
R9 Colour rendering index	0.0
Beam angle correspondence	SPHERE_360
Survival factor	0.90
LED light source replaces a fluorescent light source	No
EPREL ID	522873

Safety advice

- To ensure full light efficiency and product lifetime, it is recommended to detach any glass or cover of the luminaire.

DOWNLOAD DATA

Documents and certificates	
	Declarations Of Conformity CE
Photometric and lighting design files	
	Spectral power distribution

LOGISTICAL DATA

Product code	Packaging unit (Pieces/Unit)	Dimensions (length x width x height)	Gross weight	Volume
4008597198311	Folding box 1	28 mm x 28 mm x 67 mm	17.00 g	0.05 dm ³
4008597498312	Shipping box 20	150 mm x 122 mm x 77 mm	376.00 g	1.41 dm ³
4008597598319	Shipping box 120	256 mm x 160 mm x 248 mm	2391.00 g	10.16 dm ³

The mentioned product code describes the smallest quantity unit which can be ordered. One shipping unit can contain one or more single products. When placing an order, for the quantity please enter single or multiples of a shipping unit.

References / Links

- For dimming conformity see www.ledvance.com/dim
- For Guarantee see www.ledvance.com/guarantee

DISCLAIMER

Subject to change without notice. Errors and omission excepted. Always make sure to use the most recent release.