

## PRODUCT DATASHEET

### DULUX L 55 W/830 2G11

OSRAM DULUX® L LUMILUX® | CFLni, with 4-pin 2G11 base for ECG/CCG operation



#### Areas of application

- Offices, public buildings
- Shops
- Supermarkets and department stores
- Hotels, restaurants
- Industry

#### Product benefits

- Less than half as long as tubular fluorescent lamps

#### Product features

- Short and compact pin-base lamp with double-turn tubes
- Single-ended four-pin plug-in 2G11 base
- Dimmable (1...100 % with QUICKTRONIC® QT<sub>i</sub> DALI/DIM)
- Good color rendering index



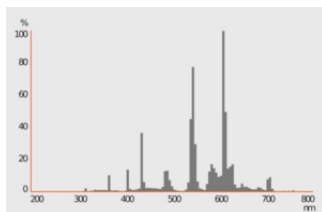
## TECHNICAL DATA

### Electrical data

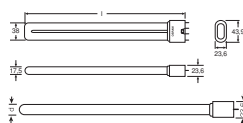
Nominal wattage	55 W
Construction wattage	55.00 W
Nominal voltage	101 V
Nominal current	0.55 A

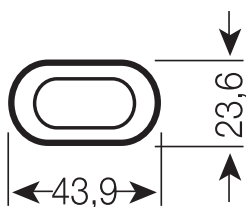
### Photometrical data

Luminous flux	4320 lm
Luminous efficacy	79 lm/W
Light color (designation)	LUMILUX Warm White
Color temperature	3000 K
Color rendering index Ra	≥ 80
Light color	830
Rated LLMF at 2,000 h	0.94
Rated LLMF at 4,000 h	0.90
Rated LLMF at 6,000 h	0.88
Rated LLMF at 8,000 h	0.85
Rated LLMF at 12,000 h	0.84
Rated LLMF at 16,000 h	0.81
Rated LLMF at 20,000 h	0.80



### Dimensions & Weight





Overall length	538.00 mm
Length with base excl. base pins/connection	532 mm
Diameter	17,5 mm
Tube diameter	17,5 mm
Product weight	120.5 g

### Temperatures & operating conditions

Ambient temperature range	-5...+40 °C
---------------------------	-------------

### Lifespan

Service life	13000 h <sup>1)</sup>
Rated lamp survival factor at 2,000 h	0.99
Rated lamp survival factor at 4,000 h	0.99
Rated lamp survival factor at 6,000 h	0.99
Rated lamp survival factor at 8,000 h	0.99
Rated lamp survival factor at 12,000 h	0.95
Rated lamp survival factor at 16,000	0.81
Rated lamp survival factor at 20,000 h	0.50
Lifespan B50	20000 h

<sup>1)</sup> With preheat ECG

### Additional product data

Base (standard designation)	2G11
Mercury content	5.0 mg
Product remark	For ECG operation only

### Capabilities

Dimmable	Yes
----------	-----

### Certificates & Standards

Energy efficiency class	G
Energy consumption	58.00 kWh/1000h

### Country-specific categorizations

ILCOS	FSDH-55/830-/P/-2G11-43,9/533
Order reference	DULUX L 55W/830


### Energy labelling regulation data acc EU 2019/2015

Lighting technology used	CFLNI
Non-directional or directional	NDLS
Mains or non-mains	NMLS
Light source cap-type (or other electric interface)	2G11
Connected light source (CLS)	No
Color-tuneable light source	No
Envelope	No
High luminance light source	No
Anti-glare shield	No
Correlated colour temperature type	SINGLE_VALUE
Claim of equivalent power	No
Length	538.00 mm
Height	17,5 mm
Width	17,5 mm
Chromaticity coordinate x	0,440
Chromaticity coordinate y	0,403
Beam angle correspondence	SPHERE_360
EPREL ID	546517
Model number	AC34291

### EQUIPMENT / ACCESSORIES

- Suitable for standard control gears and starters
- Suitable for operation on electronic and conventional control gear

### DOWNLOAD DATA

Documents and certificates	
	Declarations Of Conformity CE

**Documents and certificates**



Certificates

**Photometric and lighting design files**



Spectral power distribution

**LOGISTICAL DATA**

Product code	Packaging unit (Pieces/Unit)	Dimensions (length x width x height)	Gross weight	Volume
4050300298917	Folding box 1	46 mm x 26 mm x 565 mm	179.33 g	0.68 dm <sup>3</sup>
4050300298924	Shipping box 10	572 mm x 136 mm x 109 mm	1770.63 g	8.48 dm <sup>3</sup>

The mentioned product code describes the smallest quantity unit which can be ordered. One shipping unit can contain one or more single products. When placing an order, for the quantity please enter single or multiples of a shipping unit.

**References / Links**

- For more information on the system guarantee and the terms and conditions of the guarantee visit [www.ledvance.com/system-guarantee](http://www.ledvance.com/system-guarantee)

**DISCLAIMER**

Subject to change without notice. Errors and omission excepted. Always make sure to use the most recent release.