

## DFL M 255 (924 396)

- Acoustic fault indication
- Compact design
- For use in flush-mounted systems, cable ducts and flush-type boxes


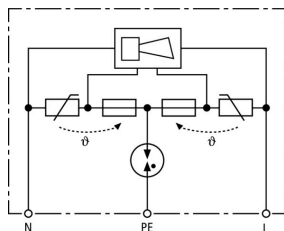
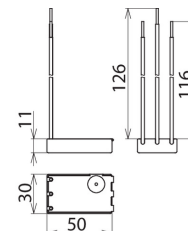


Figure without obligation



Basic circuit diagram DFL M 255



Dimension drawing DFL M 255

Surge arrester for use in all installation systems of terminal equipment; compact dimensions.

Type	DFL M 255
Part No.	924 396
SPD according to EN 61643-11 / IEC 61643-11	type 3 / class III
Nominal voltage (a.c.) ( $U_N$ )	230 V (50 / 60 Hz)
Max. continuous operating voltage (a.c.) ( $U_C$ )	255 V (50 / 60 Hz)
Nominal discharge current (8/20 $\mu$ s) ( $I_n$ )	1.5 kA
Total discharge current (8/20 $\mu$ s) [L+N-PE] ( $I_{total}$ )	3 kA
Combination wave ( $U_{OC}$ )	3 kV
Combination wave [L+N-PE] ( $U_{OC total}$ )	6 kV
Voltage protection level [L-N] / [L/N-PE] ( $U_p$ )	$\leq 1250 / \leq 1500$ V
Response time [L-N] ( $t_A$ )	$\leq 25$ ns
Response time [L/N-PE] ( $t_A$ )	$\leq 100$ ns
Max. mains-side overcurrent protection	B 16 A
Short-circuit withstand capability for max. mains-side overcurrent protection ( $I_{SCCR}$ )	1 kA <sub>rms</sub>
Temporary overvoltage (TOV) [L-N] ( $U_T$ ) – Characteristic	335 V / 5 sec. – withstand
Temporary overvoltage (TOV) [L-N] ( $U_T$ ) – Characteristic	440 V / 120 min. – safe failure
Temporary overvoltage (TOV) [L/N-PE] ( $U_T$ ) – Characteristic	335 V / 120 min. – withstand
Temporary overvoltage (TOV) [L/N-PE] ( $U_T$ ) – Characteristic	440 V / 5 sec. – withstand
Temporary overvoltage (TOV) [L+N-PE] ( $U_T$ ) – Characteristic	1200 V + $U_{REF}$ / 200 ms – safe failure
Fault indication	acoustic signal on
Number of ports	1
Operating temperature range ( $T_U$ )	-25 °C ... +40 °C
Terminal wires	1 mm <sup>2</sup> , 120 mm long
Enclosure material	thermoplastic, red, UL 94 V-2
Place of installation	indoor installation
Degree of protection of installed device	IP 20
Dimensions	30 x 50 x 11 mm
Weight	32 g
Customs tariff number	85363010
GTIN	4013364091016
PU	1 Stk

We reserve the right to introduce changes in performance, configuration and technology, dimensions, weights and materials in the course of technical progress. The figures are shown without obligation.