



Multi-circuit metering
& measurement

DIRIS Digiware Idc

Direct current acquisition module



DIRIS Digiware I-30dc/I-35dc



Configuration
with Easy Config System.

Function

DIRIS Digiware Idc modules measure consumption and monitor the DC electrical installation. Several Idc modules can be used within the same system, allowing the measurement of a large number of DC circuits. They are associated with DIRIS Digiware Udc voltage measurement modules.

Direct current is measured using external sensors connected by RJ12-Molex cables, available in multiple lengths. These cables are colour coded (brown, orange, white) to easily identify circuits.

Advantages

Multi-circuit

- Measurement of up to 3 DC circuits per Idc module.
- Multiple Idc modules can be included. This allows the measurement of a large number of DC loads simultaneously.

Flexible

- Adapted to suit metering and quality analysis of the direct current.
- A complete range of solid core and split core DC current sensors from 50 to 5000 A.

The associated DIRIS Digiware D screen and the embedded webserver Webview can display electrical measurements from both DIRIS Digiware AC and DC systems simultaneously.

Plug & Play

- Quick RJ45 connection between modules and RJ12-Molex to current sensors.
- Easy to configure from DIRIS Digiware D interfaces or from the Easy Config software.

Compact

One module wide to address space constraints inside electrical panels.

The solution for

- > Data centre
- > Telecommunication
- > Renewable power
- > Transportation



Strong points

- > Multi-circuit
- > Plug & Play
- > Flexible
- > Compact



RJ45 (Digiware Bus) cables are available.

Compliance with standards

- > IEC 61557-12





- > ISO 14025



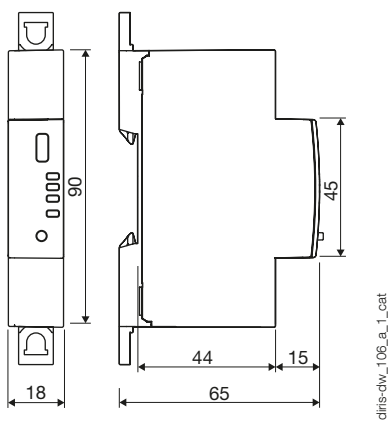
- > UL E257746



Application	Direct current (DC) measurement modules	
		
DIRIS Digiware Idc	I-30dc	I-35dc
Number of current inputs	3	3
Metering		
± kWh	•	•
Load curves		•
Multi-measurement		
DC current (I DC)	•	•
DC power (P DC)	•	•
Predictive power		•
Measurement of current quality		
I ripple (current ripple)		•
I rms		•
Alarms		
Thresholds and combinations		•
Trends		
Average values		•
Format		
Width/number of modules	18 mm / 1	

Dimensions (mm)

DIRIS Digiware Idc




DIRIS Digiware Idc

Direct current acquisition module


Connections

DC current is measured by external sensors connected to the DIRIS Digiware I-3xdc modules via RJ12-Molex cables. Connection of the current sensors is quick and error-free. A wide range of current sensors is available from Socomec to suit all installations and applications including split-core current sensors for retrofit applications.

- Open-loop Hall effect sensors
- Solid core or split core.
- Power supply voltage: ± 15 V.
- Power supply current: ± 25 mA depending on sensor.
- Output voltage: ± 4 V.
- 4-point male Molex terminal strip.
- Measuring range: 16 to 6000 A.
- Category III overvoltage.



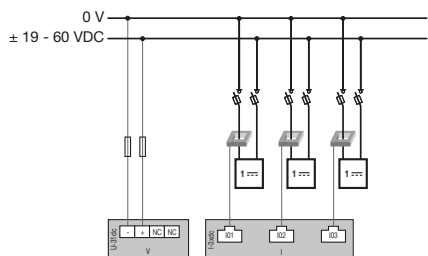
- PIN 1: + 15 V (+ Vc)
- PIN 2: - 15 V (- Vc)
- PIN 3: sensor input (M)
- PIN 4: 0 V sensor (O)



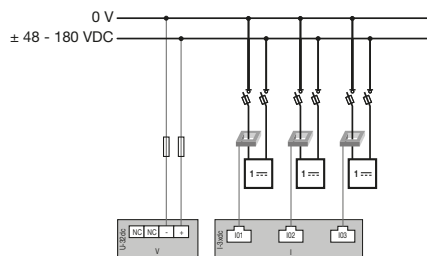
Network and connection examples

Measurement of 3 DC loads

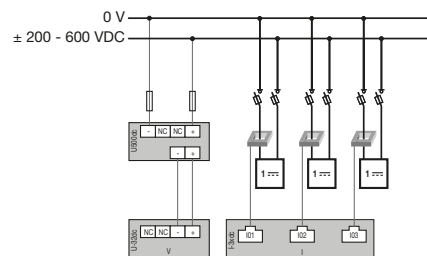
DIRIS Digiware U-31dc
Voltage (VDC): 19 - 60 V



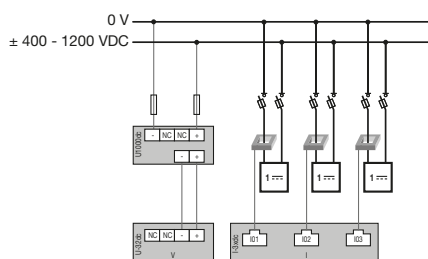
DIRIS Digiware U-32dc
Voltage (VDC): 48 - 180 V



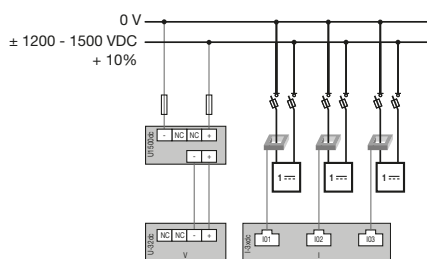
DIRIS Digiware U-32dc + adaptor U500dc
Voltage (VDC): 200 - 600 V



DIRIS Digiware U-32dc + adaptor U1000dc
Voltage (VDC): 400 - 1200 V



DIRIS Digiware U-32dc + adaptor U1500dc
VDC voltage: 1200 - 1500 V +10%



1. Fuse: 2A gPV



DC current sensor



DC load

Technical characteristics

Measurement characteristics

DC current measurement - DIRIS Digiware Idc	
Number of current inputs	3
Associated current sensors	Open-loop Hall effect
Accuracy of current measurement	Class 0.5
Precision measurement of power and energy	With U-31dc/U-32dc only: class 1 With U-32dc + adaptor: class 2
Connection	Specific Socomec cable with RJ12-Molex connectors
Power consumption of module	2 VA

Mechanical features

Casing type	DIN-rail mounting module and base
Casing protection index	IP20 / IK06
Front panel protection index	IP40 front face in modular assembly / IK06
Weight	69 g

Environmental specifications

Ambient operating temperature	-10 to +70°C
Storage temperature	-25 to +70°C
Operating humidity	55 °C / 97% HR
Operating altitude	< 2000 m

Communication specifications

USB	
Protocol	Modbus RTU on USB
Function	Configuration of DIRIS Digiware U and I modules
Location	On each DIRIS Digiware U and I measurement module
Connection	Type B micro USB connector

Digiware bus

Function	Connection between DIRIS Digiware modules
Cable type	Specific Socomec cable with RJ45 connections

References

DIRIS Digiware I-3xdc		Reference
I-30dc	Metering - 3 current inputs	4829 0156
I-35dc	Analysis - 3 current inputs	4829 0157
RJ12-Molex cables		
Number of cables	Length of cables	Reference
3	0.3 m	4829 0782
3	0.5 m	4829 0783
3	1 m	4829 0784
3	2 m	4829 0785
1	5 m	4829 0786

Digiware connection cables		Reference
RJ45 cables for Digiware Bus	Length 0.06 m	4829 0189
	Length 0.10 m	4829 0181
	Length 0.20 m	4829 0188
	Length 0.50 m	4829 0182
	Length 1 m	4829 0183
	Length 2 m	4829 0184
	Length 3 m	4829 0190
	Length 5 m	4829 0186
	Length 10 m	4829 0187
	Reel 50 m + 100 connectors	4829 0185
Termination for Digiware Bus (supplied with interfaces C and D)		4829 0180
USB configuration cable		4829 0050

Expert Services

Do you require services for your metering system?

No problem for our "Expert Services" team. They will fully integrate all your Socomec devices, **audit** your system, **commission** selected equipment and **train** your staff on its use.

For further information, please contact your nearest Socomec branch.