



Harmony ST6

High-resolution and cost-efficient
basic HMI



Harmony

Discover [Harmony](#)

Advanced operator interface and industrial relays

Harmony operator interface and industrial relays enhance operational efficiency and equipment availability across industrial and building applications. Harmony includes intelligent connected products and edge terminals that visualize, gather and process data, enabling informed operator decisions

Explore our offer

- [Harmony Push Buttons and Switches](#)
- [Harmony HMI Operator Terminals, IPC and EdgeBox](#)
- [Harmony Signaling Devices](#)
- [Harmony Electrical Relays](#)
- [Harmony Safety](#)

Life Is On

Schneider
Electric

General contents

Harmony ST6 basic HMI panels

■ General presentation

- Refined hardware design [page 2](#)
- Easy to install [page 2](#)
- Visualization [page 3](#)
- Easy to use [page 4](#)
- Connected and secure [page 5](#)

Selection guide [page 6](#)

■ Presentation

- Environment [page 12](#)
- Software functions [page 13](#)
- Communication [page 14](#)

■ Functions

- Panel operating modes
 - Edit mode [page 15](#)
 - Operating mode [page 15](#)

■ Description

- Panels with 4" and 7" touchscreens [page 16](#)
- Panels with 10", 12", and 15" touchscreens [page 17](#)
- Modular panels with 4" and 7" display modules and rear module [page 18](#)

■ References

- Basic/Web/modular HMI panels [page 19](#)
- Accessories [page 20](#)
- Separate parts [page 20](#)
- Spare parts [page 21](#)

■ **Connection system** [page 22](#)

■ **Product reference index** [page 26](#)

Harmony ST6

Basic, web, and modular HMI panels



Harmony ST6

Harmony ST6 HMI panels range in sizes from 4" to 15" wide combining the exceptional quality of good graphics and stylish design. They are available in basic, modular, web and Edge Box. The ST6 and STM6 panels offer an improved user operation experience through an intuitive design powered by EcoStruxure Operator Terminal Expert software. The STW6 panels have a pre-installed browser that provides a ready-to-use agnostic terminal allowing all devices to be visualized within an HTML5 server.

The Edge Box HMI ,thanks to the power of EcoStruxure™ Machine SCADA Expert software , provides an affordable Box to get ready for Cloud Services


EcoStruxure Machine brings together key technologies for product connectivity and on-premise edge control, and cloud technologies to provide analytics and digital services. EcoStruxure Machine helps you bring more innovation and added value to your customers throughout the entire machine life cycle.

The Harmony ST6/STW6/STM6 and the Edge Box HMI versions meet IIoT challenges at the Connected Products level, by providing secure communication, connectivity, and efficiency to the required software and applications at the Edge Control level, thus opening up more business opportunities.



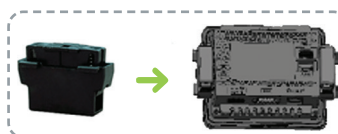
Refined hardware design

- > A well-finished appearance: CNC machining, processing, and color coating like a smartphone gives it a high-grade finish

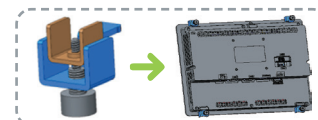


Easy to install

- > Quick mounting without screwdriver for ST6/STW6 panels:
 - Spring clip for 4" panel (1)



- Tool-free fastener for 7", 10", 12", and 15" panels



(1) This accessory has to be ordered separately.

+ Harmony ST6 → An HMI adapted for IIoT and cybersecurity

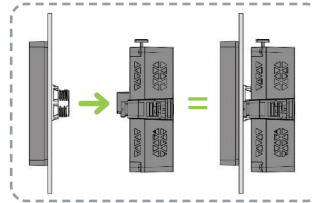
Easy to install (continued)

- > Electronic manual via QR code for easy in-field maintenance without PC or paper for all ST6 panels




- > Easy like a pushbutton mounting for STM6 panels:

- Easy mounting on cabinet with 22 mm hole for a fast, no error and tool-free HMI



- Easy for maintenance with modularity
- Easy for applications with separation cable accessory



Visualization

- > High-quality wide screen, high resolution with 16 M colors
- > Improved graphics with truetype fonts, gradient, transparency, and anti-aliasing



Truetype fonts

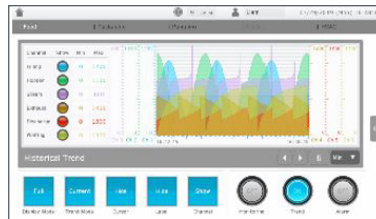


Gradient transparency



Anti-aliasing

- > Theme and color set for supporting situational awareness



Day mode



Custom mode



Night mode



Alarm mode

+ Attractive aesthetics and visualization for simple machines

Easy to use

Harmony ST6/STM6 basic HMI

- > With the Multi Screen function, more information can be displayed in a single screen



Multi-screen function

- > With the Layout Objects (Dock Panel) function:
 - Several pages can be embedded in one screen and users can navigate in each section independently
 - Screens are automatically resized to fit the frame
 - Frame sizes can be dynamically changed to show different content



Click this tab

See more hidden information

Layout objects

- > With Web Viewer feature from EcoStruxure Operator Terminal Expert, all Harmony ST6/STM6 products can be visualized and operated remotely on PC/ Tablet/Smartphone
- > With ability to switch between text based script and blockly based script, Designer now have flexibility and efficient way to create custom script operations
- > With Mobile Access function from EcoStruxure Machine SCADA Expert, Harmony Edge Box HMI can be visualized and operated remotely on PC/Tablet/SmartPhone



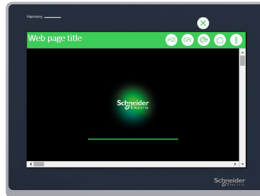
- > With Harmony STM6 Gateway Box and Web Viewer function or with the Harmony Edge Box HMI and Mobile Access function, the new Harmony HMISTM6 can become a Faceless HMI for applications that doesn't need a full time operator screen

+ Harmony ST6 → Range of products based only on widescreen format

Easy to use (continued)

Harmony STW6 basic web HMI

- > The panel with HTML5 Browser function enables:
 - Easy display of Title bar by swiping the top of screen for full navigation
 - Access to Menu for configuration of different servers and Web terminals addresses
 - Visualization of all Web content of HTTP servers within industrial devices (1)



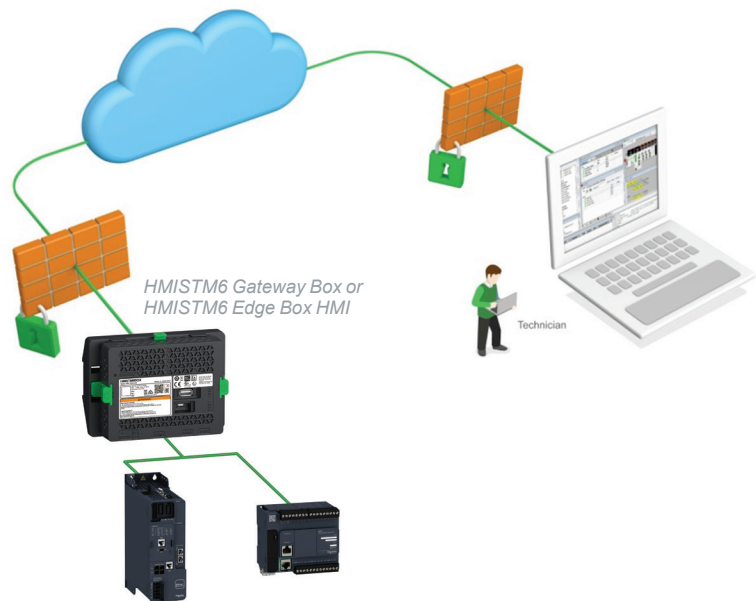
Harmony Edge Box HMI

- > EcoStruxure Machine SCADA Expert functions enable storing data everywhere:
 - Easy settings of Data for Clouds like Machine Advisor & Aveva Insight Links (No script required)
 - Small Edge features with data stamping and data treatment (filter, convert, compute, condition) before transfer to the Cloud.
 - Local storage & External DataBase storage



Connected and secure

- > Harmony ST6 offer is uniquely positioned in "Connected Products" within the EcoStruxure platform for enhanced cybersecurity
- > Admin rights required to download projects to HMI target <BuildTime>
- > OP user logged out after predefined idle time <RunTime>
- > Security check performed during booting <CPU>
- > Secure Ethernet download is supported by IPSec and password protected project file (supported in EcoStruxure Operator Terminal Expert v3.1 service pack 1)
- > EcoStruxure Secure Connect Advisor allows secure remote access to the device via a private, point-to-point connection (service pre-installed on all Harmony ST6 family) and HMISTM6 Gateway Box or HMISTM6 Edge Box HMI becomes an affordable all access point



(1) As there may be limited access to all features of the HTML5 connected server, please contact your local Schneider Electric representative for more details.

Harmony ST6

High-resolution and cost-efficient basic HMI
Harmony ST6 Basic HMI panels

Applications		Display of text messages, graphic objects, and synoptic views Control and configuration of data	
Type of display module		Basic HMI panels	
		 	
Display	Touchscreen size	4.3" W	7" W
	Resolution (pixels)	480 x 272 pixels, 16 million colors	800 x 480 pixels (WVGA), 16 million colors
	Type	TFT Color LCD, single-touch analogue resistive	
Degree of protection		IP65F, Type 1, Type 4X (indoor use only), Type 13 (on the front panel when properly installed in an enclosure)	
Functions	Brightness control	16 levels (adjusted with touch panel or software)	
	Backlight service life	50,000 hrs or more (until backlight brightness decreases to 25%)	
Memory	Device memory	512 MB	1 GB
	Application memory	128 MB	128 MB
	Backup memory	512 KB NVRAM	
Dimensions	External W × H × D mm/in.	134.5 x 108.5 x 43/5.3 x 4.27 x 1.69	208 x 153 x 45/8.19 x 6.02 x 1.77
	Cut-out W × H mm/in.	118.5 x 92.5/4.67 x 3.64	190 x 135/7.48 x 5.31
Weight	kg/lb	0.400/0.880	0.800/1.760
Supply voltage		24 V ~	
Environment		Ambient air temperature 0...50 °C/32...122 °F	
Communication	Asynchronous serial link	RS-232C/485 (COM1)	RS-232C (COM1), RS-485 (COM2)
	USB ports	1x USB 2.0 (Type A), 1x USB 2.0 Micro-B	
	Buses and networks	1x Ethernet TCP/IP (10BASE-T/100BASE-TX)	2x Ethernet TCP/IP (10BASE-T/100BASE-TX)
RTC		Yes	
Conformity to standards and certifications		CE, China RoHS, REACH, KC, EN (61000-6-4/61000-6-2/ 61131-2), UL 61010-2-201, CSA C22.2 No 61010-2-201	
Operating system		Harmony (800 MHz ARM Cortex-A8 CPU)	
Development software		EcoStruxure Operator Terminal Expert (1)	
Terminal reference		HMIST6200, HMIST6200FW (2) HMIST6400	
Pages		19	

(1) For more information on EcoStruxure Operator Terminal Expert, please refer to the [DIA5ED2140703EN](#) catalog.
(2) No Logo models, without the Schneider Electric logo on front module.

Applications			Display of text messages, graphic objects, and synoptic views Control and configuration of data		
Type of display module			Basic HMI panels		
			  		
Display	Touchscreen size	10.1" W	12.1" W	15.6" W	
	Resolution (pixels)	1,024 x 600 pixels (SVGA), 16 million colors	1,280 x 800 pixels (WXGA), 16 million colors	1,366 x 768 pixels (FWXGA), 16 million colors	
	Type	TFT Color LCD, single-touch analog resistive			
Degree of protection			IP65F, Type 1, Type 4X (indoor use only), Type 13 (on the front panel when properly installed in an enclosure)		
Functions			16 levels (adjusted with touch panel or software)		
Memory			50,000 hrs or more (until backlight brightness decreases to 25%)		
Dimensions			1 GB		
Weight			128 MB		
Supply voltage			512 KB NVRAM		
Environment			273 x 203 x 47/10.75 x 7.99 x 1.85		
Communication			313 x 235 x 50/12.32 x 9.25 x 1.97		
RTC			412 x 268 x 50/16.22 x 10.55 x 1.97		
Conformity to standards and certifications			255 x 185/10.04 x 7.28		
Operating system			295 x 217/11.61 x 8.54		
Development software			394 x 250/15.51 x 9.84		
Terminal reference			1.300/2.870		
Pages			1.800/3.970		
			2.700/5.950		
			24 V ~		
			Ambient air temperature 0...50 °C/32...122 °F		
			RS-232C (COM1), RS-485 (COM2)		
			RS-232C (COM1), RS-485 (COM2)		
			RS-232C (COM1), RS-485 (COM2)		
			1x USB 2.0 (Type A), 1x USB 2.0 Micro-B		
			2x Ethernet TCP/IP (10BASE-T/100BASE-TX)		
			Yes		
			CE, China RoHS, REACH, KC, EN (61000-6-4/61000-6-2/ 61131-2), UL 61010-2-201, CSA C22.2 No 61010-2-201		
			Harmony (800 MHz ARM Cortex-A8 CPU)		
			EcoStruxure Operator Terminal Expert (1)		
			HMIST6500, HMIST6500FW (2) HMIST6600		
			HMIST6700		
			19		

(1) For more information on EcoStruxure Operator Terminal Expert, please refer to the [DIA5ED2140703EN](#) catalog.
(2) No Logo models, without the Schneider Electric logo on front module.

Harmony ST6

High-resolution and cost-efficient basic HMI
Harmony STW6 Basic Web HMI panels

Applications		Display of text messages, graphic objects, and synoptic views Control and configuration of data	
Type of display module		Basic Web HMI panels	
			
Display	Touchscreen size	4.3" W	7" W
	Resolution (pixels)	480 x 272 pixels, 16 million colors	800 x 480 pixels (WVGA), 16 million colors
	Type	TFT Color LCD, single-touch analog resistive	
Degree of protection		IP65F, Type 1, Type 4X (indoor use only), Type 13 (on the front panel when properly installed in an enclosure)	
Functions	Brightness control	16 levels (adjusted with touch panel or software)	
	Backlight service life	50,000 hrs or more (until backlight brightness decreases to 25%)	
Memory	Device memory	512 MB	
	User data memory	512 MB	
	Backup memory	128 KB	
Dimensions	External W × H × D mm/in.	134.5 x 108.5 x 43/5.3 x 4.27 x 1.69	208 x 153 x 45/8.19 x 6.02 x 1.77
	Cut-out W × H mm/in.	118.5 x 92.5/4.67 x 3.64	190 x 135/7.48 x 5.31
Weight	kg/lb	0.400/0.880	0.800/1.760
Supply voltage		24 V $\overline{\text{---}}$	
Environment		Ambient air temperature 0...50 °C/32...122 °F	
Communication	Asynchronous serial link	–	
	USB ports	1x USB 2.0 (Type A), 1x USB 2.0 Micro-B	
	Buses and networks	1x Ethernet TCP/IP (10BASE-T/100BASE-TX)	2x Ethernet with switch function for daisy chain (10BASE-T/100BASE-TX)
RTC		No	
Conformity to standards and certifications		CE, China RoHS, REACH, KC, EN (61000-6-4/61000-6-2/ 61131-2), UL 61010-2-201, CSA C22.2 No 61010-2-201	
Operating system		Harmony (800 MHz ARM Cortex-A8 CPU)	
Development software		Linux Browser HTML5	
Terminal reference		HMISTW6200	HMISTW6400
Pages		19	

Applications			Display of text messages, graphic objects, and synoptic views Control and configuration of data		
Type of display module			Basic Web HMI panels		
					
Display	Touchscreen size	10.1" W	12.1" W	15.6" W	
	Resolution (pixels)	1,024 x 600 pixels (SVGA), 16 million colors	1,280 x 800 pixels (WXGA), 16 million colors	1,366 x 768 pixels (FWXGA), 16 million colors	
	Type	TFT Color LCD, single-touch analog resistive			
Degree of protection			IP65F, Type 1, Type 4X (indoor use only), Type 13 (on the front panel when properly installed in an enclosure)		
Functions	Brightness control	16 levels (adjusted with touch panel or software)			
	Backlight service life	50,000 hrs or more (until backlight brightness decreases to 25%)			
Memory	Device memory	512 MB			
	User data memory	512 MB			
	Backup memory	128 KB			
Dimensions	External W × H × D mm/in.	273 x 203 x 47/10.75 x 7.99 x 1.85	313 x 235 x 50/12.32 x 9.25 x 1.97	412 x 268 x 50/16.22 x 10.55 x 1.97	
	Cut-out W × H mm/in.	255 x 185/10.04 x 7.28	295 x 217/11.61 x 8.54	394 x 250/15.51 x 9.84	
Weight	kg/lb	1.300/2.870	1.800/3.970	2.700/5.950	
Supply voltage			24 V $\overline{\text{---}}$		
Environment			Ambient air temperature 0...50 °C/32...122 °F		
Communication	Asynchronous serial link	–		RS-232C (COM1), RS-485 (COM2)	
	USB ports	1x USB 2.0 (Type A), 1x USB 2.0 Micro-B			
	Buses and networks	2x Ethernet with switch function for daisy chain (10BASE-T/100BASE-TX)			
RTC			No		
Conformity to standards and certifications			CE, China RoHS, REACH, KC, EN (61000-6-4/61000-6-2/ 61131-2), UL 61010-2-201, CSA C22.2 No 61010-2-201		
Operating system			Harmony (800 MHz ARM Cortex-A8 CPU)		
Development software			Linux Browser HTML5		
Terminal reference			HMISTW6500	HMISTW6600	HMISTW6700
Pages			19		

Harmony ST6

High-resolution and cost-efficient basic HMI
Harmony STM6 Basic Modular HMI panels

Applications	Display of text messages, graphic objects, and synoptic views Control and configuration of data	
Type of module	Basic Modular HMI Gateway Box	Edge Box HMI



Display	Touchscreen size	–	
	Resolution (pixels)	–	
	Type	–	
Degree of protection		IP20 installed on Din Rail	
Functions	Brightness control	–	
	Backlight service life	–	
Memory	Device memory	1 GB	
	Application memory	128 MB	
	Backup memory	512 KB	
Dimensions	External W × H × D (mm/in.)	150.49 x 109.97 x 63.3/5.92 x 4.33 x 2.49	
	Cut-out (mm/in.)	–	
Weight	Display (kg/lb)	–	
	Rear (kg/lb)	0.456/1.005	
Supply voltage		24 V $\overline{\text{---}}$	
Environment		Ambient air temperature 0...60 °C/32...140 °F	
Communication	Asynchronous serial link	RS-232C/485 (COM1)	
	USB ports	1x USB 2.0 (Type A), 1x USB 2.0 Micro-B	
	Buses and networks	2x Ethernet TCP/IP (10BASE-T/100BASE-TX)	
RTC		Yes	
Conformity to standards and certifications		CE, China RoHS, REACH, KC, EN (61000-6-4/61000-6-2/ 61131-2), UL 61010-2-201, CSA C22.2 No 61010-2-201, ATEX Zone2/22 (1), Marine (3)	
Operating system		Harmony (800 MHz ARM Cortex-A8 CPU)	
Development software		EcoStruxure Operator Terminal Expert (2)	EcoStruxure Machine SCADA Expert (4)
Terminal reference		HMISTM6BOX	HMISTM6BOXIOT
Pages		19	

(1) Available in Q4, 2022.
 (2) For more information on EcoStruxure Operator Terminal Expert, please refer to the [DIA5ED2140703EN](#) catalog.
 (3) DNV-GL, RINA, ABS.
 (4) HMISTM6BOXIOT to EMSE catalog
 (5) No Logo models, without the Schneider Electric logo on front module.

Applications	Display of text messages, graphic objects, and synoptic views Control and configuration of data	
Type of module	Basic Modular HMI panels	



4.3" W	7" W
480 x 272 pixels, 16 million colors	800 x 480 pixels (WVGA), 16 million colors
TFT Color LCD, single-touch analog resistive	
IP65F, Type 1, Type 4X (indoor use only), Type 12 and Type 13 (on the front panel when properly installed in an enclosure)	
16 levels (adjusted with touch panel or software)	
50,000 hrs or more (until backlight brightness decreases to 25%)	
1 GB	
128 MB	
512 KB	
145.60 x 108.20 x 53.90/5.73 x 4.25 x 2.12	201.20 x 137.20 x 57.70/7.92 x 5.40 x 2.27
Hole diameter 22.5/0.88	
0.220/0.490	0.490/1.080
0.270/0.600	
24 V $\overline{\text{---}}$	
Ambient air temperature 0...50 °C/32...122 °F	
RS-232C/485 (COM1)	
1x USB 2.0 (Type A), 1x USB 2.0 Micro-B	
2x Ethernet TCP/IP (10BASE-T/100BASE-TX)	
Yes	
CE, China RoHS, REACH, KC, EN (61000-6-4/61000-6-2/ 61131-2), UL 61010-2-201, CSA C22.2 No 61010-2-201, ATEX Zone2/22 (1), Marine (3)	
Harmony (800 MHz ARM Cortex-A8 CPU)	
EcoStruxure Operator Terminal Expert (2)	
HMISTM6200, HMISTM6200FW (5)	
HMISTM6400, HMISTM6400FW (5)	
19	

Harmony ST6

High-resolution and cost-efficient basic HMI



Harmony ST6/STW6/STM6 color touchscreen panels

Presentation

Harmony ST6 HMI panels provide high-quality graphics and stylish design. They are color touchscreen panels (TFT technology) available in three versions and two version with only a Box without screen:

- HMIST6 Basic: 4.3", 7", 10.1", 12.1", and 15.6" panels
- HMISTW6 Web: 4.3", 7", 10.1", 12.1", and 15.6" panels
- HMISTM6 Modular: 4.3" and 7" panels, faceless Basic HMI Gateway Box
- HMISTM6 Edge Box HMI

Their efficiency, flexibility, connectivity, and security features make them suitable for use in food and beverage, HVAC&R, pumping, and packaging applications.


Environment

The Harmony ST6/STW6/STM6 Basic range has been designed in accordance with numerous standards, certifications, and requirements:

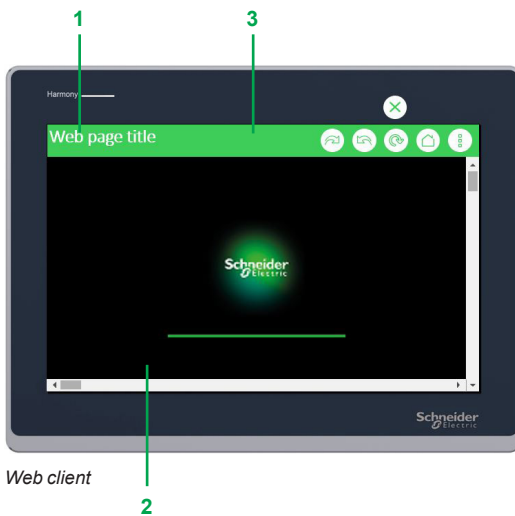
- Compliance standards:
 - Europe:
 - Low Voltage Directive (2014/35/EU), EMC Directive (2014/30/EU), Programmable Controllers: EN 61131-2, EN 61000-6-4, EN 61000-6-2
 - Australia:
 - RCM
 - EN 61000-6-4
 - Korea
 - KC
 - KN 11
 - KN 61000-6-2
 - Russia, Belarus, Kazakhstan:
 - EAC
- Agency certifications:
 - Third-party certified standards: Underwriters Laboratories Inc., UL 61010-2-201 and CSA C22.2 No. 61010-2-201, Industrial Control Equipment
- Operating temperature: up to 50 °C/22 °F
- Degree of protection: IP65F, Type 1, Type 4X (indoor use only), Type 13 (on the front panel when properly installed in an enclosure)
- Vibration resistance:
 - IEC/EN 61131-2 compliant, 5...9 Hz single amplitude 3.5 mm/0.14 in., 9...150 Hz fixed acceleration: 9.8 m/s², X, Y, Z directions for 10 cycles (approximately 100 minutes)
- Shock resistance
 - IEC/EN 61131-2 compliant, 147 m/s², X, Y, Z directions for 3 times
- Electrical fast transient/burst
 - IEC 61000-4-4
 - 2 kV: Power port (display unit)
 - 1 kV: Signal ports
- Electrostatic discharge immunity
 - Contact discharge method: 6 kV
 - Air discharge method: 8 kV (IEC/EN 61000-4-2 Level 3)

The modular Harmony STM6 and Harmony Edge Box HMI also certifies:

- Agency certifications:
 - Underwriters Laboratories Inc., UL 121201 and CSA C22.2 N°213 for Industrial Control Equipment used in Class I, Division 2 Hazardous (Classified) Locations
 - IECEx/ATEX for use in Zone 2 gas/Zone 22 dust (available in Q4, 2022)
 - Merchant Navy, following IACS E10 (available in Q1 2021)



EcoStruxure Operator Terminal Expert



Web client

Software functions

Harmony ST6 Basic and STM6 Modular HMI panels

The Harmony ST6 and STM6 are configured using EcoStruxure Operator Terminal Expert software. This software and its user interface bring greater ease of use to project development and online updates. EcoStruxure Operator Terminal Expert allows you to create HMI applications with an innovative navigation concept on Harmony ST6.

These panels with EcoStruxure Operator Terminal Expert offer the following functions:

- Display of animated synoptic views with 8 types of animation (pressing the touch panel, color changes, filling, movement, rotation, size, visibility, and value display)
- Control, modification of numeric and alphanumeric values
- Display of current date and time
- Real-time and trending curves with log
- Alarm display, alarm log, and management of alarm groups
- Multi-window
- Recipe management
- Multi-language support in the Buildtime editor (10 languages)
- Storage of the application logs on USB stick
- Support of USB Barcode reader
- Web Viewer for remote visualization on PC/Tablet/Smartphone (2)

For more information on EcoStruxure Operator Terminal Expert, please refer to the [DIA5ED2140703EN](#) catalog.

Harmony STW6 Web HMI panels

Harmony STW6 uses the Web browser which acts like a Web client to display screens (1) that run Web servers on the same Intranet.

- 1 Displays the title of the Web server page or the URL when the page does not have a title
- 2 Web page area
- 3 Title bar
 - Moves to the previous page
 - Moves to the next page
 - Icon appears while loading the Web page instead of Refresh page icon and when clicked will stop loading the page
 - Reloads the Web page and icon changes to "Stop loading"
 - Displays the Web server screen set in Server → Start Page
 - Touch this icon to display the sub-menu

Harmony Edge Box HMI

> Harmony Edge Box HMI is configured using EcoStruxure Machine SCADA Expert . This software allows to collect data with different drivers on OT devices and to push data on IT side with different Cloud drivers. In addition basic HMI features can be configured on this Box :

- Display of animated synoptic and control of numeric, alphanumeric values remotely via Web Interface.
- Scheduler Task with date & time
- Mathematic Task
- Alarm Task with log
- Trend Task with log
- Storage of the application logs in internal Flash memory, on USB sticks and on External DataBase
- Remote Visualization with Mobile Access function

For more information on EMSE , please refer to the catalog xxxxxx

(1) For supported models, please contact your local Schneider Electric support representative.

(2) Web Viewer function is an option of EcoStruxure Operator Terminal Expert and will have to be purchased as a separate license for all ST6/STM6 references, except for HMISTM6BOX reference which includes the license.

Harmony ST6

High-resolution and cost-efficient basic HMI

Communication

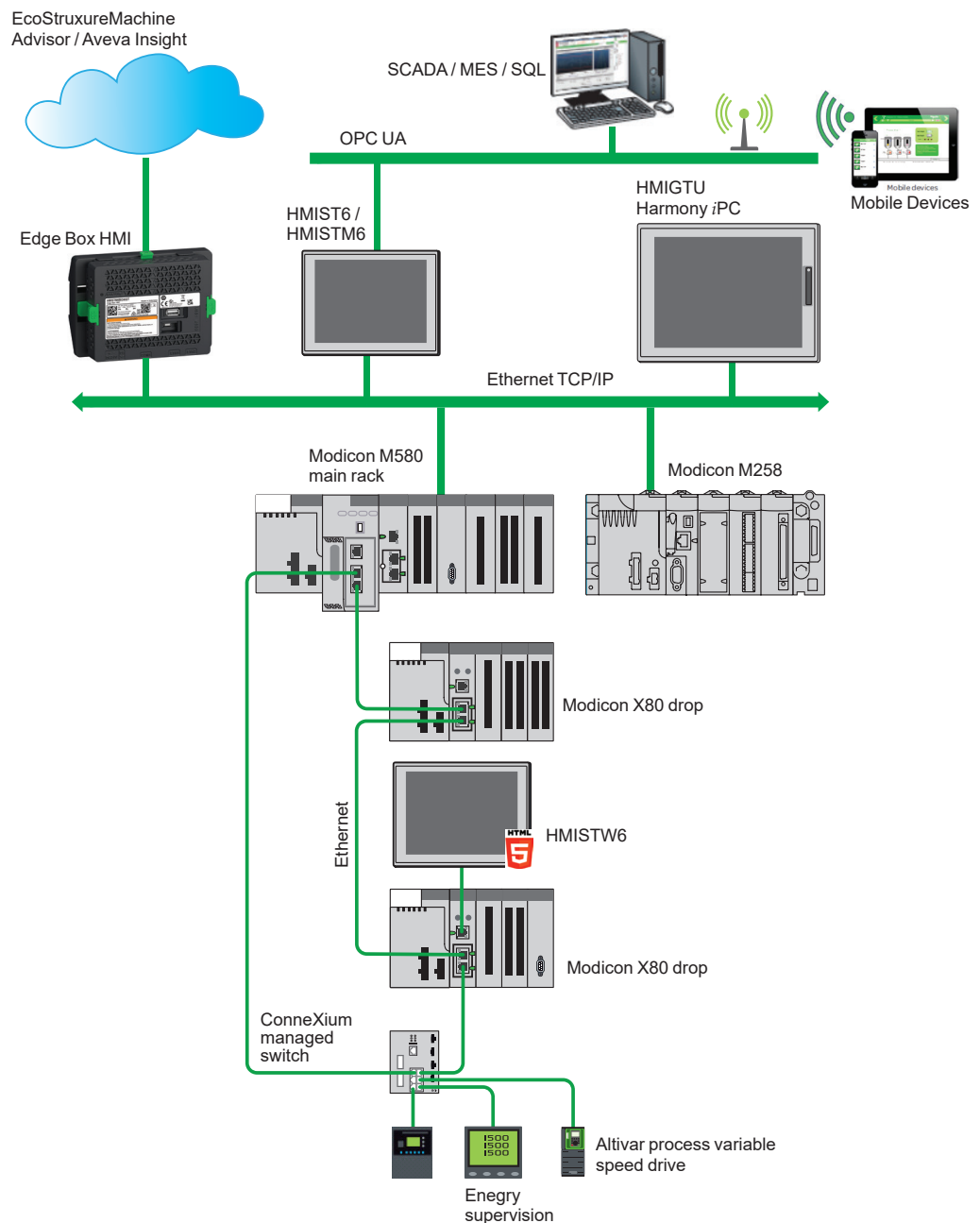
Harmony ST6 HMI panels communicate with PLCs via one or two integrated serial links, using the following communication protocols:

- Schneider Electric (Uni-TE, Modbus)
- Third-party: Mitsubishi Electric, Omron, Allen-Bradley, and Siemens

Harmony ST6 HMI Panels can also communicate on second Ethernet Network with SCADA/MES /ERP using OPC-UA protocol and with PC or Mobile devices for remote visualization using Web Viewer function.

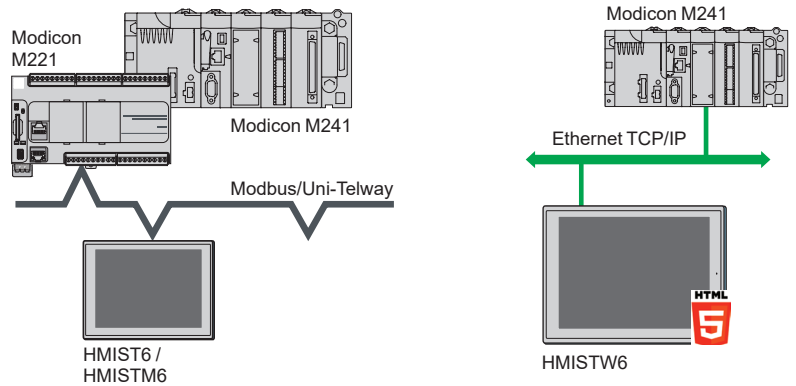
Depending on the model, they can be connected to Ethernet TCP/IP networks using one of the following:

- A Modbus TCP protocol
- A third-party protocol



Typical plant architecture

Communication (continued)

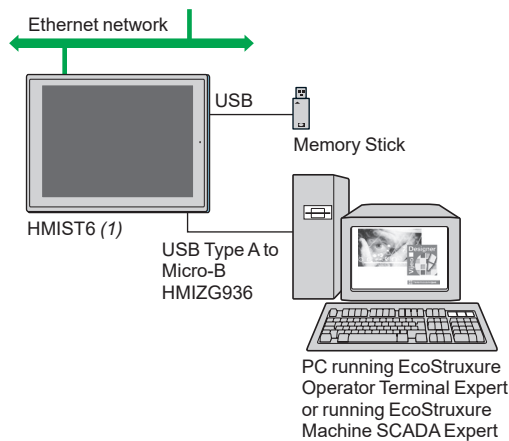


Simple machine architecture

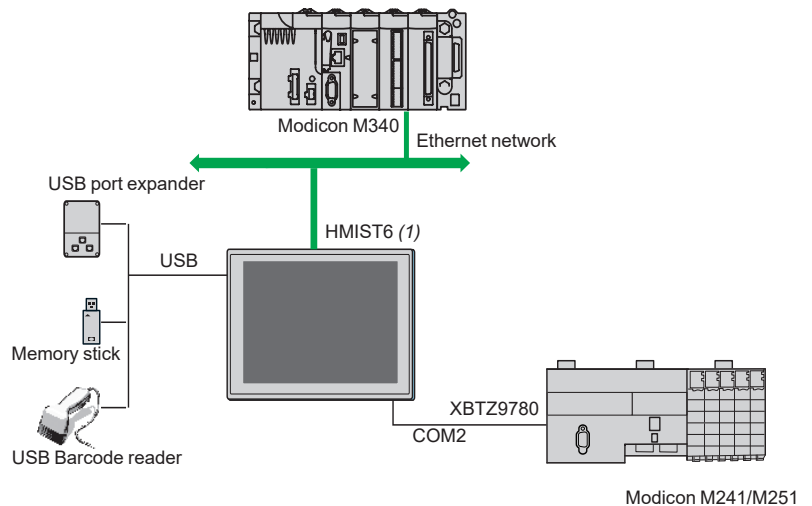
Panel operating modes

The following illustrations show the equipment that can be connected to Basic HMI panels according to their two operating modes.

Edit mode



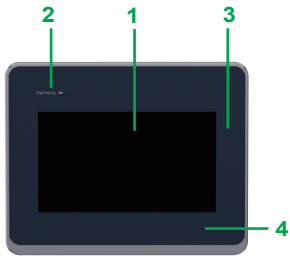
Operating mode



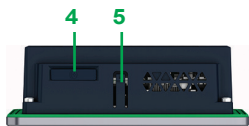
(1) HMIST6/HMISTM6 panels.

Harmony ST6


High-resolution and cost-efficient basic HMI
Basic/Web panels with 4" and 7" touchscreens




Front view




Top view of HMIST6200




Rear view




Underside view of HMIST6200



Underside view of HMISTW6200



Underside view of HMIST6400



Underside view of HMISTW6400

Description

Harmony HMIST6 200/400 Basic and HMISTW6 200/400 Web HMI panels

Front view

- 1 Single-touch resistive screen for displaying synoptic views
- 2 Multi-color status indicator (green, orange, and red) showing the panel's operating mode
- 3 Aluminum alloy front panel providing IP65F protection when mounted on panel or enclosure door
- 4 Without the Schneider Electric logo on the front module for the HMIST6200FW Basic HMI panels

Top view

- 5 Battery slot (1)
- 6 Hook to hold panel in position during installation

Rear view

- 7 USB (Type A) interface
- 8 USB (Micro-B) interface

Harmony HMIST6200 Basic and HMISTW6200 Web HMI panels

Underside view

- 9 Ethernet interface (ETH1)
- 10 Serial interface (RJ45, RS-232C/485) (COM1)
- 11 Power plug connector

Harmony HMIST6400 Basic and HMISTW6400 Web HMI panels

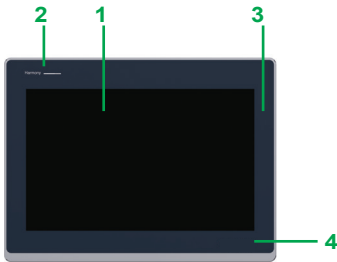
Underside view

- 8 Ethernet interface (ETH2)
- 9 Ethernet interface (ETH1)
- 10 Serial interface (RJ-45, RS-485) (COM2)
- 11 Serial interface (RS-232C) (COM1)
- 12 Power plug connector


(1) For HMIST6 200/400 only.

Harmony ST6


High-resolution and cost-efficient basic HMI
Basic/Web panels with 10", 12", and 15" touchscreens




Front view



Top view



Underside view



Rear view

Description

Harmony HMIST6 500/600/700 Basic and HMISTW6 500/600/700 Web HMI panels

Front view

- 1 Single-touch resistive screen for displaying synoptic views
- 2 Multi-color status indicator (green, orange, and red) showing the panel's operating mode
- 3 Aluminum alloy front panel providing IP65F protection when mounted on panel or enclosure door
- 4 Without the Schneider Electric logo on the front module for the HMIST6500FW Basic HMI panels

Top view

- 5 Hook to hold panel in position during installation

Underside view

- 6 Battery slot (1)
- 7 Ethernet interface (ETH2)
- 8 Ethernet interface (ETH1)
- 9 Serial interface (RJ-45, RS-485) (COM2) (1)
- 10 Serial interface (RS-232C) (COM1) (1)
- 11 Power plug connector

Rear view

- 12 USB (Type A) interface
- 13 USB (Micro-B) interface


(1) For HMIST6 500/600/700 only.

Harmony ST6

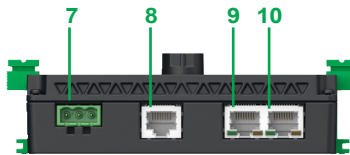
High-resolution and cost-efficient basic HMI Modular panels with 4" and 7" display modules and rear module, Gateway box and Edge Box HMI



Front view of HMISTM62



Front view of HMISTM6B



Underside view of HMISTM6B



Side view of Modular panel



HMISTM6BOX mounted on DIN rail

Description

The modular Harmony STM6 version has:

- Basic HMI Modular panels HMISTM6200 and HMISTM6400, a combination of display module 4" (HMISTM6200) or 7" (HMISTM6400) and a rear module (HMISTM6B)
- Basic HMI Gateway Box, rear module (HMISTM6BOX) mounted on DIN Rail adapter.
- The Edge Box HMI (HMISTM6BOXIOT) is a Box without screen and mounted on DIN rail.

Display module

Front view

- 1 Multi-color status LED
- 2 Single-touch resistive screen for displaying synoptic views
- 3 Without the Schneider Electric logo on the front module for the HMISTM6 200FW/400FW Basic Modular HMI panels

Rear module

Front view

- 4 Status LED
- 5 Bumper
- 6 USB (Type A) interface
- 7 USB (micro-B) interface

Underside view

- 8 Power plug connector
- 9 Serial interface (COM1)
- 10 Ethernet interface (ETH1)
- 11 Ethernet interface (ETH2)

Modular panel: Display module + Rear module

- 12 Button to separate the rear module from display module

HMISTM6 Gateway Box

- 13 DIN rail mount

HMISTM6 Edge Box HMI

Same external design than HMISTM6 Gateway Box with same communication interfaces and same power supply.

- 12 DIN rail mount

Harmony ST6

High-resolution and cost-efficient basic HMI
Basic/Web/Modular HMI panels

ST6_65770_CPMFS18062R



HMIST6400

ST6_65770_CPMFS18065R



HMIST6700

ST6_65770_CPMFS18062R



HMISTW6400

T6_65770_CPMFS18065R



HMISTW6700

STM6_CP20077



HMISTM6200

STM6_CP20080



HMISTM6400

STM6_CP20081



HMISTM6BOX

Harmony ST6 Basic HMI panels								
Data entry method	Size	Resolution (pixels)	Colors	Device memory	Application memory	Number of ports	Reference	Weight kg/lb
Via touchscreen	4.3" W	480 x 272	16 million colors	512 MB	128 MB	2x USB 1x COM 1 1x Ethernet	HMIST6200 HMIST6200FW	0.400/0.880
	7" W	800 x 480 WVGA	16 million colors	1 GB	128 MB	2x USB 1x COM 1 1x COM 2 2x Ethernet	HMIST6400	0.800/1.760
	10.1" W	1,024 x 600 WSVGA	16 million colors	1 GB	128 MB	2x USB 1x COM 1 1x COM 2 2x Ethernet	HMIST6500 HMIST6500FW	1.300/2.870
	12.1" W	1,280 x 800 WXGA	16 million colors	1 GB	128 MB	2x USB 1x COM 1 1x COM 2 2x Ethernet	HMIST6600	1.800/3.970
	15.6" W	1,366 x 768 FWXGA	16 million colors	1 GB	128 MB	2x USB 1x COM 1 1x COM 2 2x Ethernet	HMIST6700	2.700/5.950

Harmony STW6 Web HMI panels								
Data entry method	Size	Resolution (pixels)	Colors	Device memory	User data memory	Number of ports	Reference	Weight kg/lb
Via touchscreen	4.3" W	480 x 272	16 million colors	512 MB	512 MB	2x USB 1x Ethernet	HMISTW6200	0.400/0.880
	7" W	800 x 480 WVGA	16 million colors	512 MB	512 MB	2x USB 2x Ethernet	HMISTW6400	0.800/1.760
	10.1" W	1,024 x 600 WSVGA	16 million colors	512 MB	512 MB	2x USB 2x Ethernet	HMISTW6500	1.300/2.870
	12.1" W	1,280 x 800 WXGA	16 million colors	512 MB	512 MB	2x USB 2x Ethernet	HMISTW6600	1.800/3.970
	15.6" W	1,366 x 768 FWXGA	16 million colors	512 MB	512 MB	2x USB 2x Ethernet	HMISTW6700	2.700/5.950

Harmony STM6 Modular HMI panels								
Data entry method	Size	Resolution (pixels)	Colors	Device memory	Application memory	Number of ports	Reference	Weight kg/lb
Via touchscreen	4.3" W	480 x 272	16 million colors	1 GB	128 MB	2x USB 2x Ethernet 1x COM1	HMISTM6200 HMISTM6200FW	0.490/1.080
	7" W	800 x 480 WVGA	16 million colors	1 GB	128 MB	2x USB 2x Ethernet 1x COM1	HMISTM6400 HMISTM6400FW	0.760/1.675
	-	-	-	1 GB	128 MB	2x USB 2x Ethernet 1x COM1	HMISTM6BOX	0.456/1.005

Harmony Edge Box HMI								
Data entry method	Size	Resolution (pixels)	Colors	Device memory	Application memory	Number of ports	Reference	Weight kg/lb
-	-	-	-	1 GB	128 MB	2x USB 2x Ethernet 1x COM1	HMISTM6BOXIOT	0.456/1.005

Harmony ST6

High-resolution and cost-efficient basic HMI
Accessories

Interfaces				
Description	Characteristics	Compatible with panels	Reference	Weight kg/lb
RJ45 to D-Sub 25 pin conversion cable	Connects a D-Sub 25-pin cable to this product (RJ45)	HMISTM6200/HMISTM6400	XBTZG939	–
9-pin-to-25-pin RS-232C conversion cable	Connects a standard RS-232C cable (D-Sub 25-pin socket) to this product (D-sub 9 pin plug)	HMISTM6200/HMISTM6400	XBTZG919	–
COM Port conversion adapter	Connects optional RS-422 communication items to serial interface (RS-232C)	HMISTM6200/HMISTM6400	XBTZGCOM1	–
RS-485 isolation unit	Connects a host controller to this product with isolation	HMISTM6200/HMISTM6400	XBTZGI485	–

Accessories				
Description	Characteristics	Compatible with panels	Reference	Weight kg/lb
USB panel-mount extension cable	Extension cable of 1 m/3.28 ft for connecting USB interface to front panel	–	HMIZSUSBB2	–
USB front cable	Extension cable that attaches USB interface to front panel	–	XBTZGUSB	–
USB Type A clamp (1 port)	Clamp to prevent disconnection of USB cable (USB Type A, 1 port), 5 clamps/set	–	HMIZGCLP1	–

Separate parts				
Description	Characteristics	Compatible with panels	Reference	Weight kg/lb
Screen protection sheet with UV protected	Disposable, dirt-resistant and ultra-violet protection sheet (1 sheet/set)	HMIST6200/HMISTW6200/ HMISTM6200	HMIZG60W	–
		HMIST6400/HMISTW6400/ HMISTM6400	HMIZG63W	–
		HMIST6500/HMISTW6500	HMIZG65W1	–
		HMIST6700/HMISTW6700	HMIZG67W	–
	Disposable, dirt resistant sheet (5 sheets/set)	HMIST6600/HMISTW6600	HMIZD66W	–
Spring clip	Fasteners to attach this product to the mounting surface	HMIST6200/HMISTW6200	XBTZ3002	–



HMIZSUSBB2



HMIZG60W



XBTZ3002

STM6_CP20079



HMISTM6B

STM6_CP20076




HMISTM64

ST6_65770_CPMFS18011A



HMIZSFIXTF1

ST6_65770_CPMFS18007A



HMIZS53W1

STM6_CP20074



HMIZM6DSA

STM6_CP20078



HMIZM6RDP5

Spare parts

Description	Characteristics	Compatible with panels	Reference	Weight kg/lb
Rear module	rear module for Harmony STM6	HMISTM6200/HMISTM6400	HMISTM6B	—
Display module	display module for HMISTM6200, 4-inch wide type	HMISTM6400	HMISTM62	—
Display module	display module for HMISTM6400, 7-inch wide type	HMISTM6400	HMISTM64	—
Display module fixing nut	nut to install the display module (10 pieces/set)	HMISTM6200/HMISTM6400	ZB5AZ901	—
Socket wrench	socket wrench to tighten and loosen the display installation nut	HMISTM6200/HMISTM6400	ZB5AZ905	—
Accessories kit	anti-rotation Tee, USB Clamp Type A, USB Clamp mini-B(2) (1 piece/each)	HMISTM6200/HMISTM6400	HMIZM6KIT	—
Installation fastener	Installation fastener	HMIST6200/HMISTW6200	HMIZSFIX2	—
		HMIST6400/HMISTW6400	HMIZSFIXTF1 (1)	—
		HMIST6500/HMISTW6500		—
		HMIST6600/HMISTW6600		—
		HMIST6700/HMISTW6700		—
Installation gasket	Provides dust and moisture resistance when this product is installed in a solid panel	HMIST6200/HMISTW6200	HMIZS51W1	—
		HMISTM6200	HMIZS51W2	—
		HMIST6400/HMISTW6400	HMIZS53W1	—
		HMISTM6400	HMIZS53W2	—
		HMIST6500/HMISTW6500	HMIZS55W1	—
		HMIST6600/HMISTW6600	HMIZS56W1	—
		HMIST6700/HMISTW6700	HMIZS57W1	—
DC power supply connector	Connector to connect DC power supply cables	All panels	XBTZGPWS1	—
Replacement battery	Primary battery for time data backup	HMIST6 panels	HMIZSBA1	—

Separate parts

Description	Characteristics	Compatible with panels	Reference	Weight kg/lb
Rear module installation adapter	Adapter for installing the rear module on a DIN rail	HMISTM6200/HMISTM6400	HMIZM6DSA	—
Spacer	Plate for adjusting installation panel thickness for the 4-inch wide display module	HMISTM6200	HMIZM6MP2	—
Spacer	Plate for adjusting installation panel thickness for the 7-inch wide display module	HMISTM6400	HMIZM6MP4	—
Display module/ Rear module separation cable (3 m/9.84 ft)	cable for use when installing the rear module and display module apart from the other	HMISTM6200/HMISTM6400	HMIZM6RDP3	—
Display module/ Rear module separation cable (5 m/16.40 ft)	cable for use when installing the rear module and display module apart from the other	HMISTM6200/HMISTM6400	HMIZM6RDP5	—
Display module/ rear module separation cable (10 m/32.80 ft)	cable for use when installing the rear module and display module apart from the other	HMISTM6200/HMISTM6400	HMIZM6RDP10	—

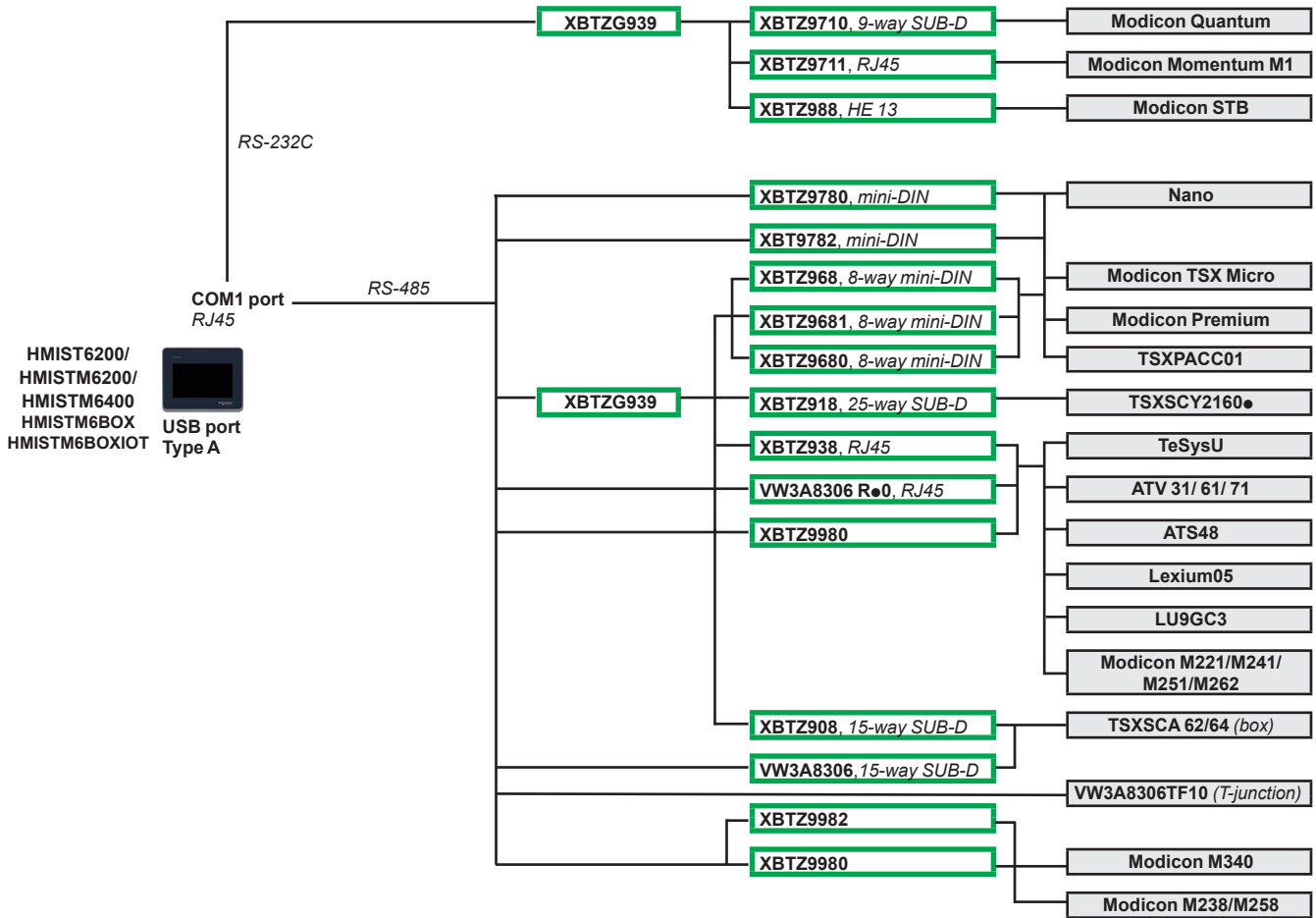
(1) 2 pieces/set for HMI6400/HMI6500/HMI6600 and 3 pieces/set for HMIST6700.

(2) USB Clamp mini-B can be used for optional USB micro-B cables.

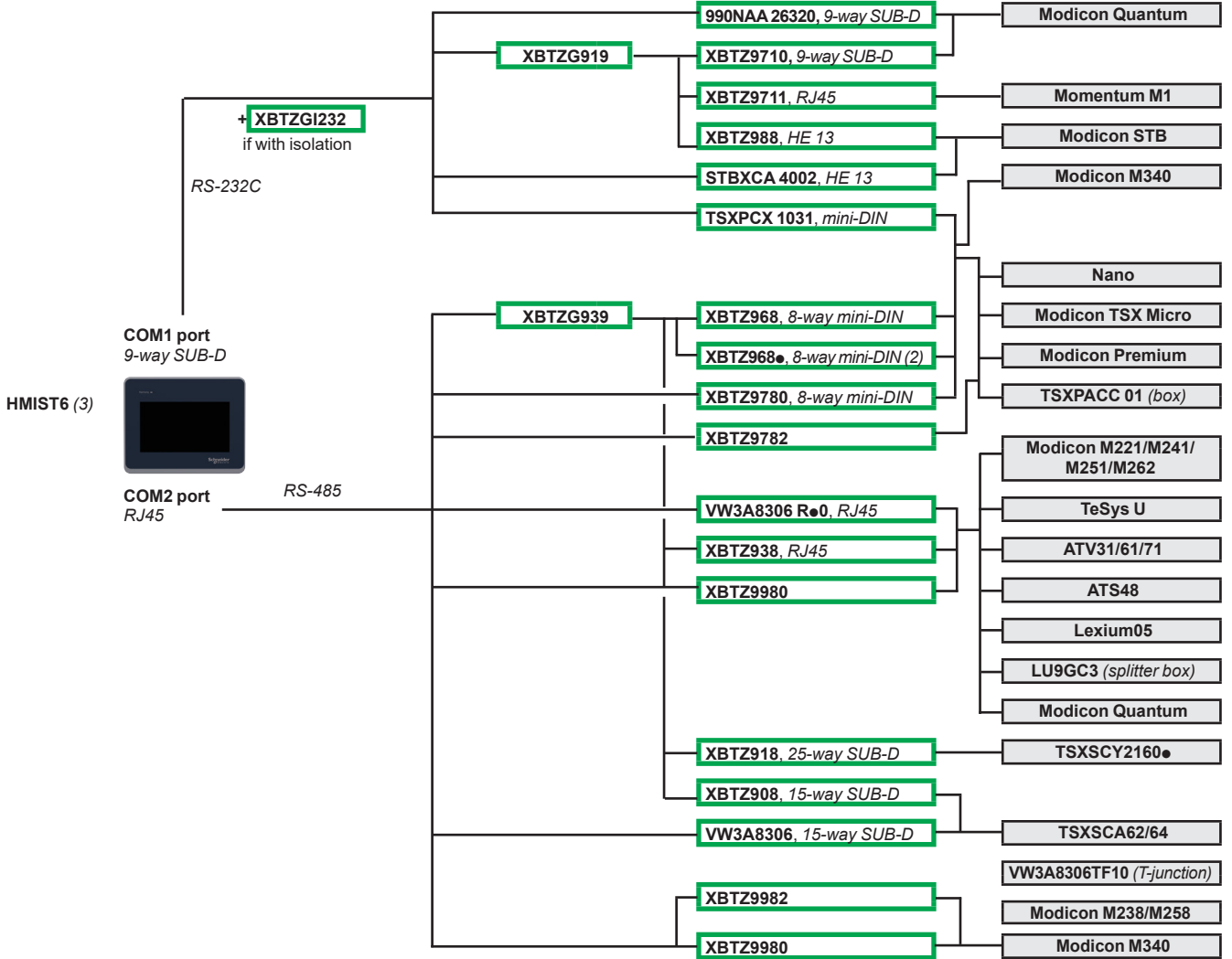
Harmony ST6

High-resolution and cost-efficient basic HMI
Connection system

HMIST6 panels and Schneider Electric products



HMIST6 panels and Schneider Electric products

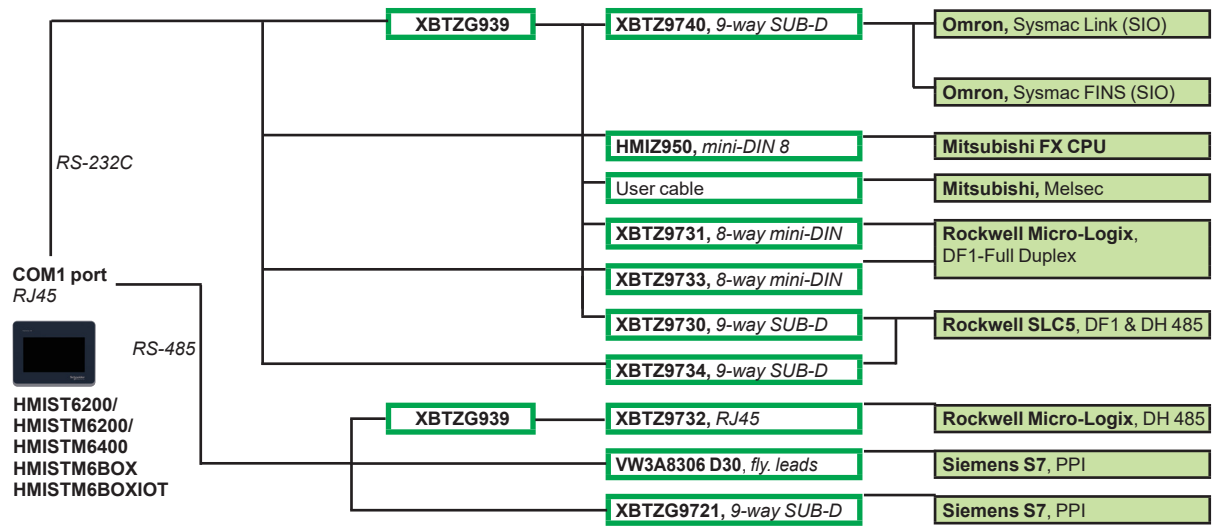


(1) RS-485 not available for HMIST6 (COM1).

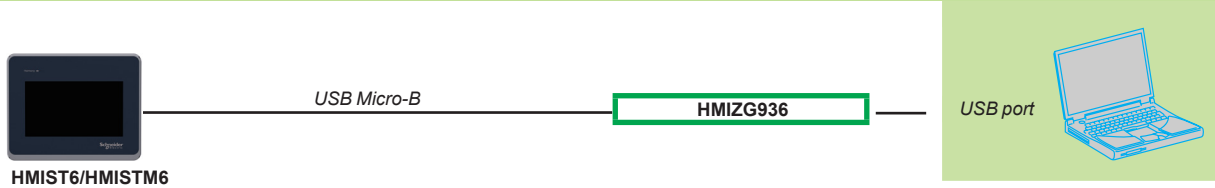
(2) ● defines the length:
 - 0: 2.5 m/8.2 ft (elbowed connector)
 - 1: 5 m/16.4 ft
 - 6: 16 m/52.5 ft
 - 7: 20 m/65.6 ft
 - 8: 25 m/82 ft

(3) Except HMIST6200.

HMIST6 panels and third-party PLCs



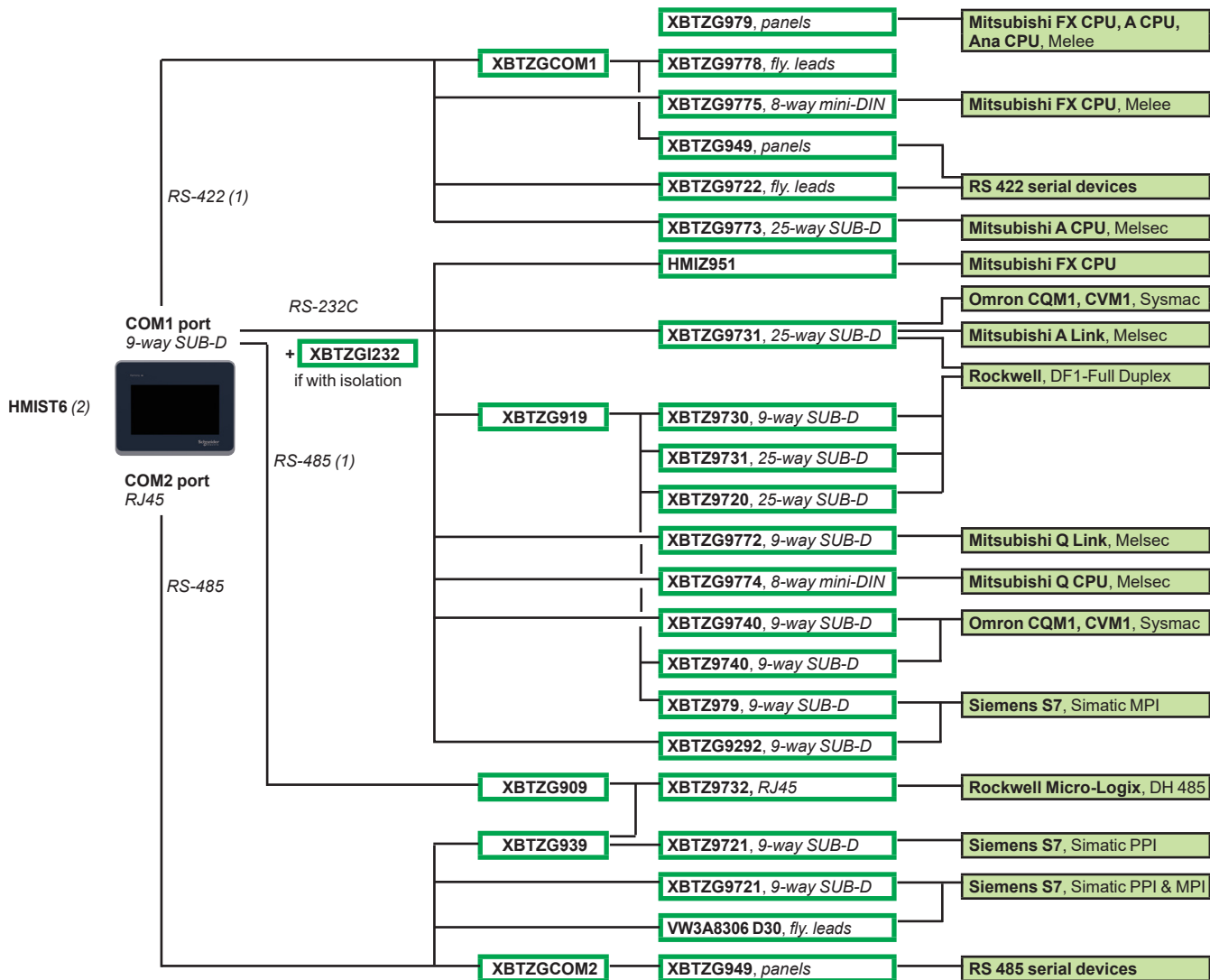
Application transfer from HMIST6 panels to PC



Harmony ST6

High-resolution and cost-efficient basic HMI
Connection system

HMIST6 panels and third-party PLCs



(1) RS-422 and RS-425 not available on HMIST6 (COM1).
(2) Except HMIST6200.

H		HMIZSFIXTF1	21
HMIST6	21	HMIZSUSBB2	20
HMIST6200	19 20 21	X	
HMIST6200FW	19	XBTZ3002	20
HMIST6400	19 20 21	XBTZG919	20
HMIST6500	19 20 21	XBTZG939	20
HMIST6500FW	19	XBTZGCOM1	20
HMIST6600	19 20 21	XBTZGI485	20
HMIST6700	19 20 21	XBTZGPWS1	21
HMISTM62	21	XBTZGUSB	20
HMISTM6200	19 20 21	Z	
HMISTM6200FW	19	ZB5AZ901	21
HMISTM64	21	ZB5AZ905	21
HMISTM6400	19 20 21		
HMISTM6400FW	19		
HMISTM6B	21		
HMISTM6BOX	19		
HMISTM6BOXIOT	19		
HMISTW6200	19 20 21		
HMISTW6400	19 20 21		
HMISTW6500	19 20 21		
HMISTW6600	19 20 21		
HMISTW6700	19 20 21		
HMIZD66W	20		
HMIZG60W	20		
HMIZG63W	20		
HMIZG65W1	20		
HMIZG67W	20		
HMIZGCLP1	20		
HMIZM6DSA	21		
HMIZM6KIT	21		
HMIZM6MP2	21		
HMIZM6MP4	21		
HMIZM6RDP10	21		
HMIZM6RDP3	21		
HMIZM6RDP5	21		
HMIZS51W1	21		
HMIZS51W2	21		
HMIZS53W1	21		
HMIZS53W2	21		
HMIZS55W1	21		
HMIZS56W1	21		
HMIZS57W1	21		
HMIZSBA1	21		
HMIZSFIX2	21		

Life Is On



Learn more about our products at
www.se.com/hmi

The information provided in this documentation contains general descriptions and/or technical characteristics of the performance of the products contained herein. This documentation is not intended as a substitute for and is not to be used for determining suitability or reliability of these products for specific user applications. It is the duty of any such user or integrator to perform the appropriate and complete risk analysis, evaluation and testing of the products with respect to the relevant specific application or use thereof. Neither Schneider Electric nor any of its affiliates or subsidiaries shall be responsible or liable for misuse of the information contained herein.

Design: Schneider Electric
Photos: Schneider Electric

Schneider Electric Industries SAS

Head Office
35, rue Joseph Monier - CS 30323
F-92500 Rueil-Malmaison Cedex
France

DIA5ED2181202EN
May 2022- V6.0