

# PRODUCT DATASHEET

## SL AREA SPD XL V 150W 765 RV35ST GY

STREETLIGHT AREA EXTRA LARGE RV35ST | Fitting a broad range of street and area lighting applications



VALUE  
CLASS

### Areas of application

- Outdoor use (IP66)
- M-, C- and P-class roads acc. to EN 13201
- Car parks
- Area lighting

### Product benefits

- Functional and minimalistic design
- Low maintenance and operation costs due to long lifetime of LED
- 5 years guarantee

### Product features

- Light distributions optimized for streets of similar width to the pole height
- Spigot included, suitable for 48...60 mm diameter poles
- Adjustable spigot for both side-entry and post-top installation
- +/- 30° tilt angle adjustment without opening the housing
- High luminous efficacy: up to 135 lm/W
- Operating temperature: -30...50 °C
- High surge protection: up to 10 kV (L/N-PE)



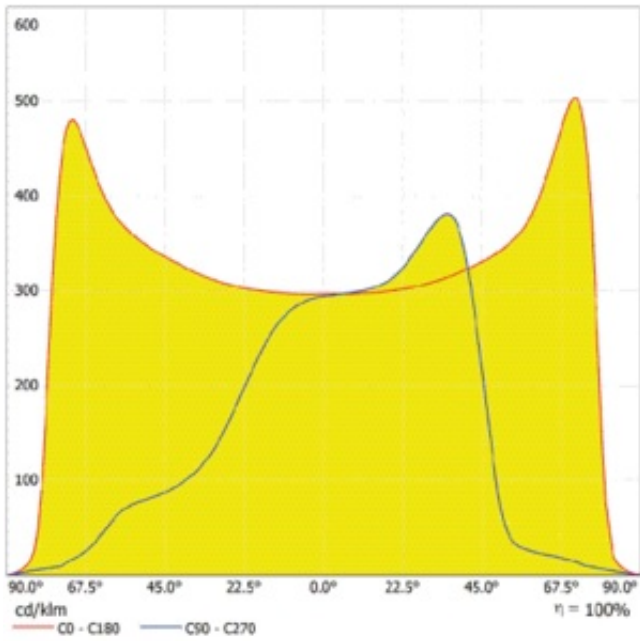
## TECHNICAL DATA

### Electrical data

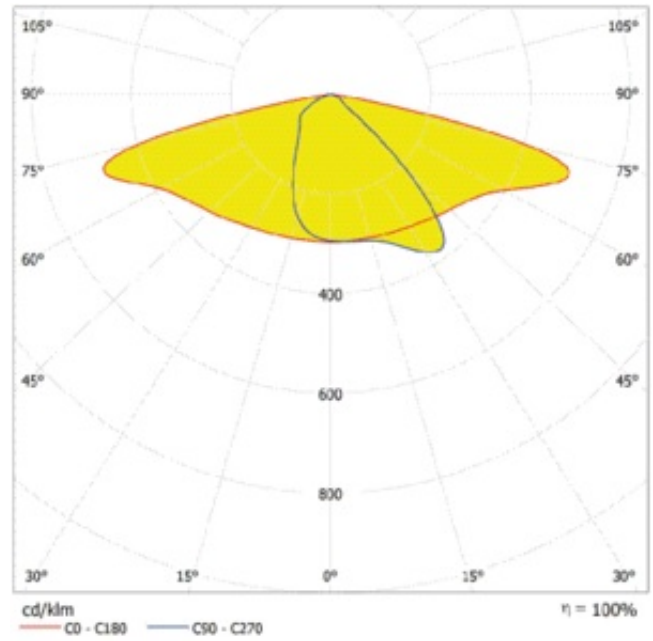
Nominal wattage	150.00 W
Nominal voltage	100...240 V
Mains frequency	50...60 Hz
Nominal current	640.000 mA
Inrush current	8.9 A
Inrush current time $T_{h50}$	400 $\mu$ s
Max. number of luminaires per miniature circuit breaker B16	17
Max. number of luminaires per miniature circuit breaker C10	11
Max. number of luminaires per miniature circuit breaker C16	18
Power factor $\lambda$	> 0.90
Total harmonic distortion	< 20 %
Protection class	I
Operating mode	Integrated LED driver

### Photometrical data

Luminous flux	20250 lm
Luminous efficacy	135 lm/W
Color temperature	6500 K
Light color (designation)	Cool Daylight
Color rendering index Ra	70
Standard deviation of color matching	< 5 sdc <sub>m</sub>
Low flicker	Yes
Photobiological safety group acc. to EN62778	RG1
Photobiological safety group acc. to EN62471	RG1
Beam angle	155° x 69°



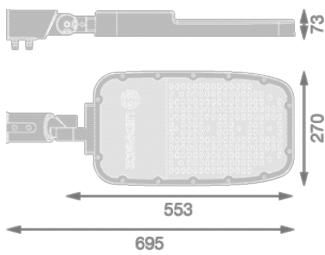
SL AREA SPD XL V 150W



SL AREA SPD XL V 150W

Dimensions & Weight

Length	553.00 mm
Width	270.00 mm
Height	73.00 mm
Product weight	4150.00 g
Cable length	500 mm



SL AREA SPD 150W

Materials & Colors

Product color	Gray
---------------	------

Housing color	Gray
Body material	Aluminum
Cover material	Polycarbonate (PC)
Light emitting surface material	Polycarbonate (PC)
Glow Wire Test according to IEC 60695-2-12	650 °C

### Application & Mounting

Ambient temperature range	-30...+50 °C
Temperature range at storage	-30...+80 °C
Type of connection	Cable, 3-pole
Type of protection	IP66
Protection class IK (shock resistance)	IK08
Dimmable	No
Mounting type	Side entry post top
Mounting location	Pole
Application environment	Outdoor
Adjustable	Yes
With light source	Yes

### Lifespan

Lifespan L70/B50 at 25 °C	100000 h <sup>1)</sup>
Lifespan L80/B10 at 25 °C	70000 h <sup>1)</sup>
Lifespan L80/B50 at 25 °C	70000 h
Lifespan L90/B10 at 25 °C	30000 h
Number of switching cycles	100000

<sup>1)</sup> t[h]: L70 / B50 @ 25 °C (Ta), t[h]: L80 / B10 @ 25 °C (Ta), t[h]: L90 / B10 @ 25 °C (Ta)

### Control gear

Output current	840 mA
ECG - Output ripple current	< 5 %

### Sensor







Type of connection for sensor/communication module	Other
----------------------------------------------------	-------







### Certificates & Standards


Standards	CE / REACH / RoHS / ENEC
Luminaire with limited surface temperature, "D sign"	No

Ball shot safe	No
Replaceable light source (EPREL)	Not replaceable

## DOWNLOAD DATA

Documents and certificates		Document name
	User instruction / safety instructions	UI SL AREA V
	Legal information	Legal Insert SL AREA SPD
	Legal information	SL AREA
	Legal information	Informationstext 18 Abs 4 ElektroG
	Declarations of conformity	CE Declaration SL AREA SPD V
	Declarations of conformity UKCA	UKCA Declaration SL AREA SPD V

Photometric and lighting design files		Document name
	IES file (IES)	SL AREA SPD XL V 150W765 RV35ST GY
	LDT file (Eulumdat)	SL AREA SPD XL V 150W765 RV35ST GY
	ULD file (DIALux)	SL AREA SPD XL V 150W 765
	ROLF file (RELUX)	SL AREA SPD XL V 150W765 RV35ST GY
	Light distribution curve type cone	SL AREA SPD XL V 150W
	Light distribution curve type polar	SL AREA SPD XL V 150W

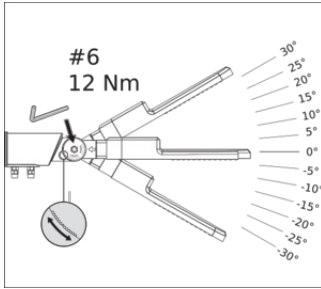
Tender texts	Document name
 Tender documents	STREETLIGHT AREA EXTRA LARGE RV35ST 150W 765 RV35ST GY-EN

## LOGISTICAL DATA

Product code	Packaging unit (Pieces/Unit)	Dimensions (length x width x height)	Gross weight	Volume
4099854080036	Folding box 1	79 mm x 722 mm x 297 mm	4315.00 g	16.94 dm <sup>3</sup>
4099854080043	Shipping box 2	741 mm x 316 mm x 185 mm	9313.00 g	43.32 dm <sup>3</sup>

The mentioned product code describes the smallest quantity unit which can be ordered. One shipping unit can contain one or more single products. When placing an order, for the quantity please enter single or multiples of a shipping unit.

**ADDITIONAL CATALOG INFORMATION**



**DISCLAIMER**

Subject to change without notice. Errors and omission excepted. Always make sure to use the most recent release.