

# PRODUCT DATASHEET

## Endura Style Rondo Wall Dark Gray

Endura Style Rondo | Wall luminaires with stainless steel housing, frosted diffuser and optional sensor



---

### Areas of application

- Building facades
- Entrance lighting
- Patios, balconies
- Driveways

---

### Product benefits

- Energy-efficient thanks to LED technology
- Easy and quick installation

---

### Product features

- Options with PIR motion detector and daylight sensor available
- Stainless steel housing
- Type of protection: IP44

## TECHNICAL DATA

### Electrical data

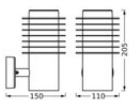
|   |               |
|---|---------------|
| Nominal wattage   | 9.00 W        |
| Nominal voltage   | 220...240 V   |
| Mains frequency   | 50...60 Hz    |
| Nominal current   | 80.000 mA     |
| Inrush current  | 0.08 A        |
| Max. number of luminaires per miniature circuit breaker B16 | 83            |
| Max. number of luminaires per miniature circuit breaker C16 | 106           |
| Power factor $\lambda$                                      | > 0.5         |
| Total harmonic distortion                                   | < 20 %        |
| Protection class  | I             |
| Operating mode  | Mains voltage |

### Photometrical data

|  |              |
|--|--------------|
| Luminous flux                                  | 700 lm       |
| Total luminous flux of contained light sources | 1000 lm      |
| Luminous efficacy                              | 77 lm/W      |
| Color temperature                              | 3000 K       |
| Light color (designation)                      | Warm White   |
| Color rendering index Ra                       | $\geq 80$    |
| Standard deviation of color matching           | $\leq 6$ sdc |
| Flickering metric (Pst LM)                     | <1 %         |
| Stroboscope effect metric (SVM)                | <0.4         |
| Photobiological safety group acc. to EN62778   | RG0          |
| Beam angle                                     | 120 °        |

### Dimensions & Weight

|                |           |
|----------------|-----------|
| Length         | 110.00 mm |
| Width          | 150.00 mm |
| Height         | 205.00 mm |
| Product weight | 600.00 g  |



ENDURA STYLE RONDO WALL

## Materials & Colors

|  |                    |
|--|--------------------|
| Product color                              | Dark gray          |
| Housing color                              | Dark gray          |
| Body material                              | Stainless steel    |
| Cover material                             | Polycarbonate (PC) |
| Glow Wire Test according to IEC 60695-2-12 | 650 °C             |

## Application & Mounting

|  |                             |
|--|-----------------------------|
| Ambient temperature range              | -20...+40 °C                |
| Type of connection                     | Terminal, 3-Pole (L, N, PE) |
| Type of protection                     | IP44                        |
| Protection class IK (shock resistance) | IK03                        |
| Dimmable                               | No                          |
| Mounting type                          | Surface                     |
| Application environment                | Outdoor                     |
| With light source                      | Yes                         |

## Lifespan

|                            |                       |
|----------------------------|-----------------------|
| Lifespan L70/B50 at 25 °C  | 25000 h <sup>1)</sup> |
| Number of switching cycles | 12500                 |

<sup>1)</sup> t[h]: L70 / B50 @ 25 °C (Ta), t[h]: L80 / B10 @ 25 °C (Ta), t[h]: L90 / B10 @ 25 °C (Ta)

## Certificates & Standards

|  |                 |
|--|-----------------|
| Standards  | CE / UKCA       |
| Luminaire with limited surface temperature, "D sign" | No              |
| Ball shot safe                                       | No              |
| Replaceable light source (EPREL)                     | Not replaceable |





## EQUIPMENT / ACCESSORIES

– Complete mounting and connecting accessories included

## Safety advice

- All electrical connections must be made by a qualified person.
- Caution, risk of electric shock.
- Product in protection class I. All electrically conductive, metallic housing parts that can absorb voltage during operation or during maintenance in the event of a fault must be continuously connected to the protective earthing conductor.

## DOWNLOAD DATA

| Documents and certificates  | Document name               |
|---|-----------------------------|
|  User instruction / safety instructions | ENDURA STYLE RONDO WALL     |
|  Legal information                      | Legal insert                |
|  Declarations of conformity             | CE Declaration ENDURA STYLE |
|  Declarations of conformity UKCA        | UKCA Declaration            |

## LOGISTICAL DATA

| Product code  | Packaging unit (Pieces/Unit) | Dimensions (length x width x height) | Gross weight | Volume                |
|---------------|------------------------------|--------------------------------------|--------------|-----------------------|
| 4058075835146 | Folding box<br>1             | 122 mm x 162 mm x 218 mm             | 693.00 g     | 4.31 dm <sup>3</sup>  |
| 4058075835153 | Shipping box<br>4            | 340 mm x 260 mm x 243 mm             | 3273.00 g    | 21.48 dm <sup>3</sup> |

The mentioned product code describes the smallest quantity unit which can be ordered. One shipping unit can contain one or more single products. When placing an order, for the quantity please enter single or multiples of a shipping unit.

## DISCLAIMER

Subject to change without notice. Errors and omission excepted. Always make sure to use the most recent release.