

## SPD+POP 4 255 C63 (900 788)

- Complete protection against transient and power frequency overvoltages
- Compact design allows easy retrofitting
- Meets the requirements of EN 61643-11 (SPD) and EN 50550 (POP)


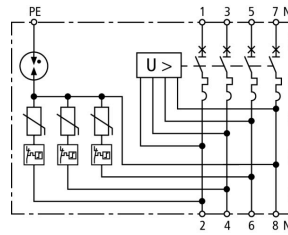
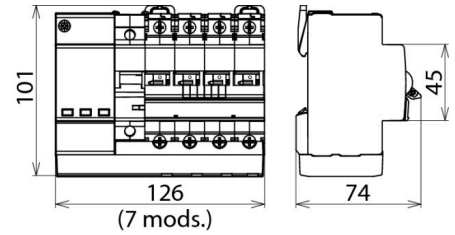


Figure without obligation



Basic circuit diagram SPD+POP 4 255 C63



Dimension drawing SPD+POP 4 255 C63

### General

Type	SPD+POP 4 255 C63
Part No.	900 788
Power supply system	three-phase TT / TN system
Number of poles	3P + N
Nominal a.c. voltage (U <sub>N</sub> )	230 / 400 V
Nominal frequency (f <sub>N</sub> )	50 Hz
Operating temperature range (T <sub>U</sub> )	-25 °C ... +60 °C
Cross-sectional area (L1, L2, L3, N) (min.)	2.5 mm <sup>2</sup> solid / flexible
Cross-sectional area (L1, L2, L3, N) (max.)	16 mm <sup>2</sup> flexible / 25 mm <sup>2</sup> stranded
Cross-sectional area (PE) (min.)	0.75 mm <sup>2</sup> solid / flexible
Cross-sectional area (PE) (max.)	6 mm <sup>2</sup> flexible / 10 mm <sup>2</sup> solid
Degree of protection protection	IP 20
Capacity	7 module(s), DIN 43880
Mounting	35 mm DIN rails acc. to EN 60715

### SPD

Type	SPD+POP 4 255 C63
Part No.	900 788
SPD according to EN 61643-11 / ... IEC 61643-1/-11	type 2
Max. continuous operating voltage (a.c.) [L-N] (U <sub>c</sub> )	275 V
Max. continuous operating voltage (a.c.) [N-PE] (U <sub>c</sub> )	255 V
Follow current extinguishing capability [N-PE] (I <sub>fi</sub> )	100 A
Nominal discharge current (8/20 μs) [L-N] (I <sub>n</sub> )	5 kA
Nominal discharge current (8/20 μs) [N-PE] (I <sub>n</sub> )	20 kA
Max. discharge current (8/20 μs) [L-N] (I <sub>max</sub> )	15 kA
Max. discharge current (8/20 μs) [N-PE] (I <sub>max</sub> )	40 kA
Voltage protection level (U <sub>p</sub> )	≤ 1.5 kV
Protective conductor current (I <sub>PE</sub> )	≤ 5 μA
Response time [L-N] (t <sub>λ</sub> )	≤ 25 ns
Response time [N-PE] (t <sub>λ</sub> )	≤ 100 ns
Max. mains-side overcurrent protection	MCB C 63 A
Short-circuit withstand capability (I <sub>sCCR</sub> )	6 kA
Temporary overvoltage (TOV) L-N (U <sub>T</sub> )	335 V / 5 s
Temporary overvoltage (TOV) [N-PE] (U <sub>T</sub> )	1200 V / 200 ms
TOV characteristic	withstand
Operating state / fault indication	green / red
Number of ports	1
Enclosure material	thermoplastic, grey, UL 94 V-0
Place of installation	indoor installation

**POP**

Type	SPD+POP 4 255 C63
Part No.	900 788
Tested to	EN 50550
Max. non-tripping voltage (a.c.)	255 V
Max. tripping voltage (a.c.)	415 V
Tripping time at 275 V a.c.	8 s
Tripping time at 400 V a.c.	120 ms
Max. current at 275 V a.c.	0.4 A
Max. current at 400 V a.c.	0.6 A
Power consumption	0.7 VA
Trip indicator	red

**MCB**

Type	SPD+POP 4 255 C63
Part No.	900 788
Tripping characteristic	C
Nominal alternating current (I <sub>n</sub> )	63 A
Rated switching capacity (I <sub>cn</sub> ) acc. to EN 60898	6 kA
Weight	736 g
Customs tariff number	85363030
GTIN	4013364156265
PU	1 Stk

We reserve the right to introduce changes in performance, configuration and technology, dimensions, weights and materials in the course of technical progress. The figures are shown without obligation.