

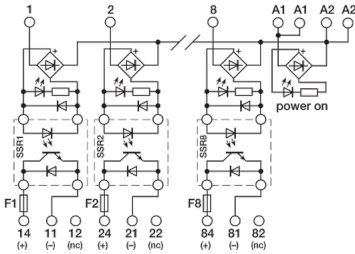


8 solid
state relay 24Vdc/24Vdc 2A with fuse



Series	
Code	XR081S24F
Type	R81S24F (1)
HS code	85364190
INPUT TECHNICAL DATA	
Input rated voltage	24 Vdc (range 19.5...28.5 Vdc)
Pull in / drop out voltage type	19.2 V / 1 V
Current consumption	25 mA \pm 10% at 24 Vdc
Turn ON / OFF time	1 ms / 1 ms
Frequency	100 Hz max
Connection terminal	2.5 mm ² screw
Input channels	8 pluggable
OUTPUT TECHNICAL DATA	
Contact type	transistor
Output voltage	3...50 Vdc
Nominal current	2 A (24 Vdc) at 30°C
Continuous current	8 A for 10 ms
Leakage current with signal 0	0.1 mA
Min applicable load	10 mA
Max fuse current	6.3 A (250 Vac) (2)
GENERAL TECHNICAL DATA	
Operating temperature range	-20...+70°C (derating -0.75 W/°C over 30°C)
Input / output isolation	2.5 kVac / 60 s
Protection degree	IP 00
Overvoltage category / pollution degree	II / 2
Status indication	LED "Input"
Housing material	UL94V-0 plastic material
Dimensions (LxHxD)	137x93x75 mm
Approximate weight	379 g
Mounting information	on a rail, side by side
ACCESSORIES	
Mounting rail (IEC60715/TH35-7.5)	PR/3/AC, PR/3/AC/ZB, PR/3/AS, PR/3/AS/ZB
Mounting rail (IEC60715/TH35-15)	PR/3/PP, PR/3/PP/ZB, PR/3/PA, PR/3/PA/ZB
Spare part relay	8904404
APPROVALS AND MARKINGS	CE



* Pluggable relay* Allow PNP and NPN command* Suitable for DC loads* Contact protected by replaceable fuse
 1 Manufacturer and model of the relay is not binding, technical data are to be considered typical 2 (1) Version produced upon request; contact our sales office for availability. 3 (2) Fuses are not provided, they must be selected according to the load current. The max. value of 6.3 A is referred to the fuses holder capability according to EN 60127.

DESCRIZIONE DEL PRODOTTO

R81S24F 8 solid state relay 24Vdc/24Vdc 2A with fuse