

PRODUCT DATASHEET

LN INDV D/I 1200 42 W 3000 K EM

LINEAR IndiviLED® DIRECT/INDIRECT EMERGENCY GEN 1 | Pendant luminaire for single luminaire or light line application with emergency lighting



PERFOR-
MANCE
CLASS

Areas of application

- Direct replacement for luminaires with fluorescent lamps
- Offices, schools
- General indoor illumination
- Corridors, entrance areas
- Seamless linear lighting
- Shop lighting

Product benefits

- Homogenous light distribution and reduced glare thanks to the IndiviLED® optics
- Emergency lighting according to IEC 60598-2-22 with emergency lighting driver and battery
- Low flicker light thanks to special electronic control gear
- Increased light comfort thanks to direct and indirect light emission
- Energy savings of up to 50 % compared to T5 batten luminaires
- Robust structure with IK06

Product features

- Each LED with individual lens and reflector for UGR < 16 and homogenous light distribution
- Conversion kit for emergency lighting according to IEC 60598-2-22 (driver and battery for 3 h emergency lighting operation) included



- Easy maintenance due to automatic self test function for emergency lighting according to IEC 60598-2-22
- Pendant mounting with suspension kit
- Linkable into seamless light line with line connection adapter (surface or pendant mounting)
- Available with length of 1200 or 1500 mm
- Luminous flux up to 6550 lm
- Luminous efficacy: up to 120 lm/W
- Initial color consistency: 3 SDCM
- Glow Wire Test according to IEC 60695-2-12: 850 °C
- Lifetime (L70/B50): 60,000 h (at 25 °C)

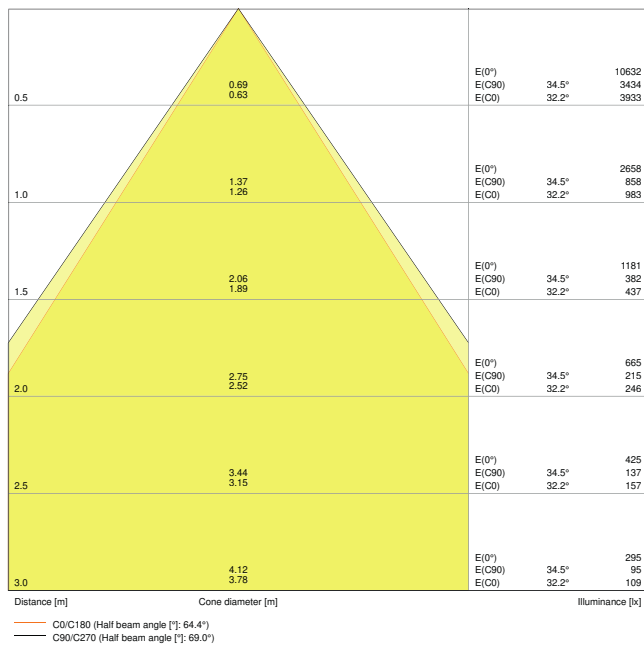
TECHNICAL DATA

Electrical data

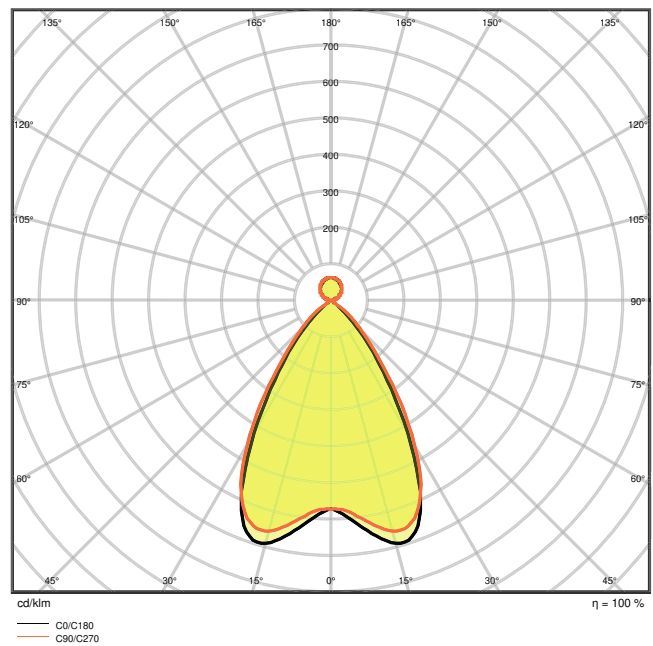
Nominal wattage	42.00 W
Nominal voltage	220...240 V
Mains frequency	50...60 Hz
Nominal current	230 mA
Inrush current	30 A
Inrush current time T_{h50}	100 μ s
Max. number of luminaires per miniature circuit breaker B16	51
Max. number of luminaires per miniature circuit breaker C10	32
Max. number of luminaires per miniature circuit breaker C16	51
Power factor λ	> 0.90
Total harmonic distortion	< 18 %
Protection class	I
Operating mode	Integrated LED driver

Photometrical data

Luminous flux	4650 lm
Luminous efficacy	120 lm/W
Color temperature	3000 K
Light color (designation)	Warm White
Color rendering index Ra	\geq 80
Standard deviation of color matching	3 sdc _m
Low flicker	Yes
Flickering metric (Pst LM)	-
Stroboscope effect metric (SVM)	-
Photobiological safety group acc. to EN62778	RG1
Photobiological safety group acc. to EN62471	RG0
Beam angle	70 °
UGR	< 16




LN INDV DI 1200 42W 3000K EM



LN INDV DI 1200 42W 3000K EM

Dimensions & Weight

Length	1199.00 mm
Width	120.00 mm
Height	40.00 mm
Product weight	3000.00 g



Materials & Colors

Product color	White
Housing color	White
Body material	Aluminum
Cover material	Aluminum

Light emitting surface material	Polycarbonate (PC)
Glow Wire Test according to IEC 60695-2-12	850 °C
Mercury content	0.0 mg

Application & Mounting

Ambient temperature range	5...+35 °C
Temperature range at storage	5...+35 °C
Type of connection	Screw terminal, 2-POLE (N, L. L switchable)
Type of protection	IP20
Protection class IK (shock resistance)	IK06
Dimmable	No
Mounting type	Suspended
Mounting location	Ceiling
Application environment	Indoor
With light source	Yes

Lifespan

Lifespan L70/B50 at 25 °C	60000 h ¹⁾
Lifespan L80/B10 at 25 °C	50000 h ¹⁾
Lifespan L80/B50 at 25 °C	50000 h
Lifespan L90/B10 at 25 °C	35000 h
Number of switching cycles	100000

¹⁾ t[h]: L70 / B50 @ 25 °C (Ta), t[h]: L80 / B10 @ 25 °C (Ta), t[h]: L90 / B10 @ 25 °C (Ta)

BATTERY

Type of Battery	LiFePO4
Battery size [GMS]	Others
Nominal voltage of battery	3.2 V
Nominal capacity of battery	4500 mAh
Battery charging time	< 24 h

Emergency lighting

Area of emergency application	Anti-panic lighting / Escape route lighting
Type of emergency light operation	Maintained / Non-maintained
Type of emergency operation test	Automatic
Wattage in maintained operation mode	42 W

Wattage in emergency operation mode	3,0 W
Luminous flux in maintained operation mode	4650 lm
Luminous flux in emergency operation mode	410 lm
Battery life in emergency operation mode	3 h
Integrated test switch	No

Certificates & Standards

Standards	CE / CB / TÜV SÜD / EAC
Luminaire with limited surface temperature, "D sign"	No
Ball shot safe	No
Replaceable light source (EPREL)	Not replaceable






EQUIPMENT / ACCESSORIES








- Ceiling connection box available
- Suspension kit available
- Line connection adapter available
- Through-wiring cable kit available



Safety advice


- All electrical connections must be made by a qualified person.
- If the external flexible cable or cord of this luminaire is damaged, it shall be exclusively replaced by a qualified person in order to avoid a hazard.
- Caution, risk of electric shock.
- Product in protection class I. All electrically conductive, metallic housing parts that can absorb voltage during operation or during maintenance in the event of a fault must be continuously connected to the protective earthing conductor.

DOWNLOAD DATA

	Documents and certificates	Document name
	User instruction / safety instructions	UI_Linear IndiviLED Emergency
	On-Pack-Info	Legal Insert Linear LED INDV D/I
	Legal information	LSI LINEAR IndiviLED EMERGENCY
	Legal information	Informationstext 18 Abs 4 ElektroG
	Declarations of conformity	LN INDV EM

Photometric and lighting design files		Document name
	IES file (IES)	LN INDV DI 1200 42W 3000K EM
	LDT file (Eulumdat)	LN INDV DI 1200 42W 3000K EM
	ULD file (DIALux)	LN INDV D-I 1200 42W-3000K
	ROLF file (RELUX)	LN INDV D-I 1200
	UGR file (UGR table)	LN INDV DI 1200 42W 3000K EM
	Light distribution curve type cone	LN INDV DI 1200 42W 3000K EM
	Light distribution curve type polar	LN INDV DI 1200 42W 3000K EM

CAD/BIM files		Document name
	BIM Revit 3D	Linear IndiviLED G1
	CAD STEP 3D	LN INDV D I 1200

Tender texts	Document name
	Tender documents LINEAR IndiviLED DIRECTINDIRECT EMERGENCY 1200 42 W 3000 K EM-EN

LOGISTICAL DATA

Product code	Packaging unit (Pieces/Unit)	Dimensions (length x width x height)	Gross weight	Volume
4058075109841	Folding box 1	132 mm x 1,334 mm x 52 mm	3193.00 g	9.16 dm ³
4058075109858	Shipping box 4	1,357 mm x 207 mm x 169 mm	13302.00 g	47.47 dm ³

The mentioned product code describes the smallest quantity unit which can be ordered. One shipping unit can contain one or more single products. When placing an order, for the quantity please enter single or multiples of a shipping unit.

DISCLAIMER

Subject to change without notice. Errors and omission excepted. Always make sure to use the most recent release.