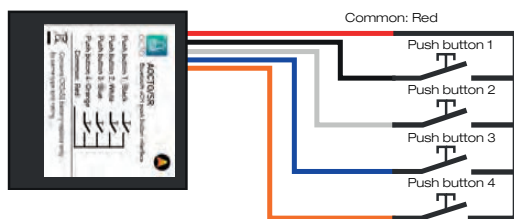
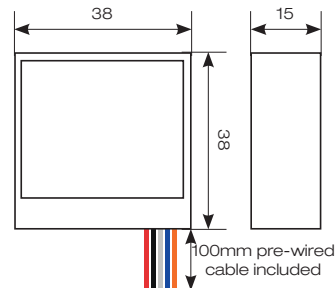


OCTO Wireless Push to Make Switch Interface Powered by Casambi



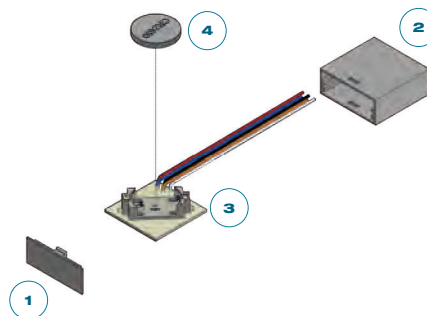
Bluetooth enabled internal smart 4 channel push to make switch interface for use with OCTO Casambi eco-system and suitable for residential and commercial applications

- Bluetooth enabled smart 4 channel push to make switch interface
- Unit retrofits into existing push switch, making it smart enabled
- Compatible with all other bluetooth OCTO Casambi devices as part of the OCTO Casambi ecosystem
- Slim 15mm profile suitable for installation into 35mm recessed pattress
- Pre-wired ensuring a fast and easy installation into pre-existing wall switch
- Compact housing allows installation into pre-existing wall box so no additional work is required
- 3V lithium battery operated negating the requirement for mains wiring
- Can be used to control a group, sub groups or individual luminaires on a 1-4 button push switch
- Settings easily commissioned by a smart device via the OCTO app



Connection Diagram

Wires connected to the external push buttons. We suggest to keep the wires long enough, so battery replacement is possible without disconnecting the push buttons



Battery Replacement

When battery indicator is showing a low level, a new battery will be needed. (Battery is available as spare part).

Remove the cover (1) from the box (2). Pull out the PCB (3) slowly until the battery (4) can be removed. Replace battery and assure it is locked before sliding the PCB back in and putting the lit cover on.

CODE	DESCRIPTION	IP	TRADE
AOCTO/SR	4 Channel Push to Make Switch Interface	IP20	£245.00