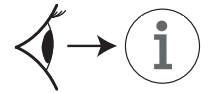


ACCENT LED / DOWNLIGHT LED



CE IP40/IP54









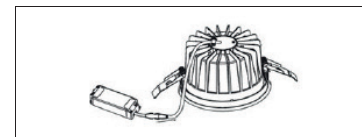
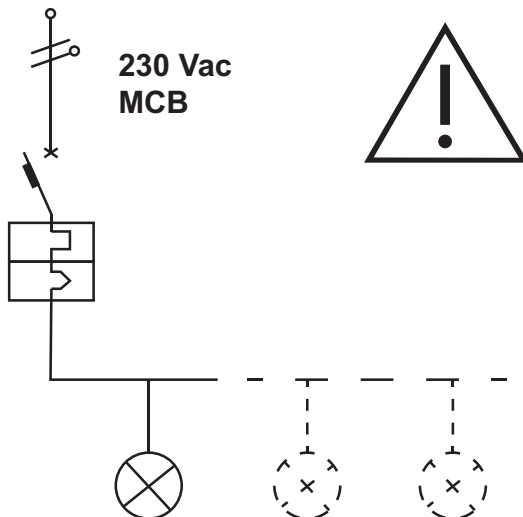
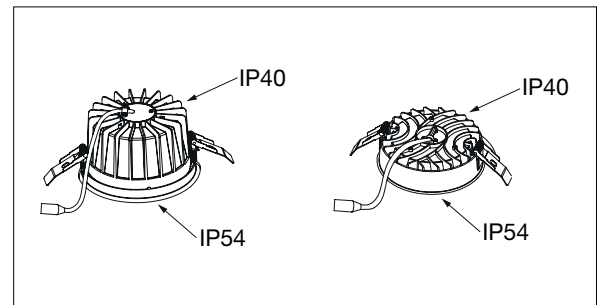
RG1 → 0,2m

RG0 → 2,4m (AL)
RG0 → 1,7m (DL)

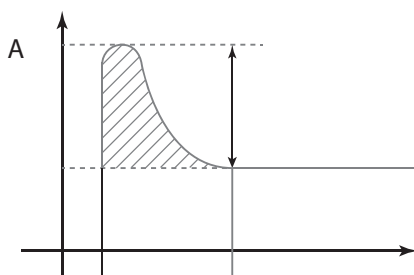
+45°C
-20°C

$t_a \pm 45^\circ\text{C}$

			33-38 V DC 450/600/850 mA
			220-240 V AC



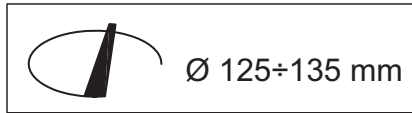
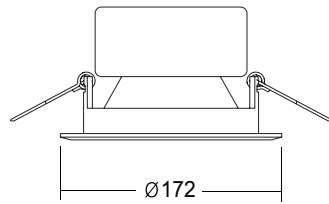
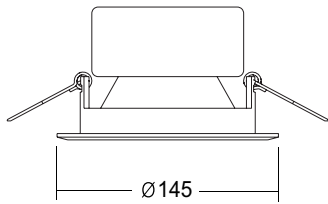
MCB type C:		10A	16A
18W	ON/OFF	Max n.55	Max n.90
	DALI	Max n.21	Max n.35
25W	ON/OFF	Max n.12	Max n.19
	DALI	Max n.19	Max n.30
35W	ON/OFF	Max n.10	Max n.16
	DALI	Max n.19	Max n.35



Inrush current peak and width:	
ON/OFF	60 A / 350 μs
DALI	



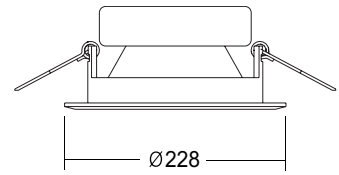
ELIA AL



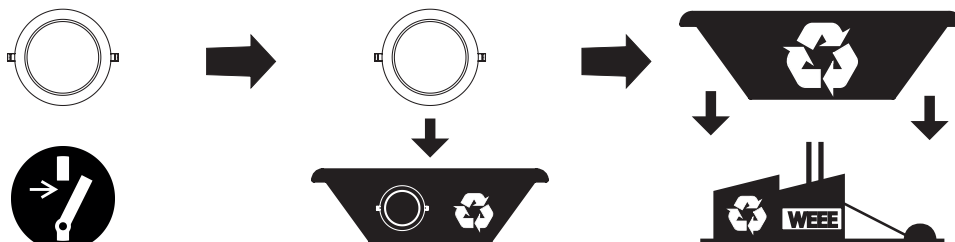
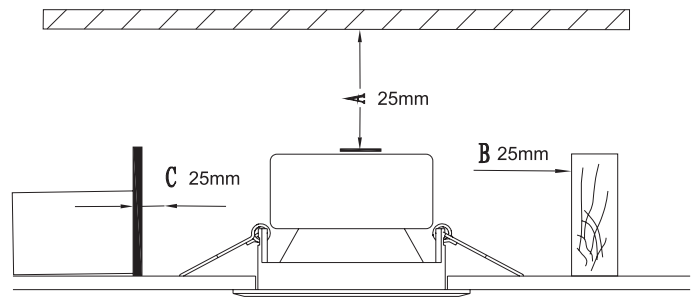
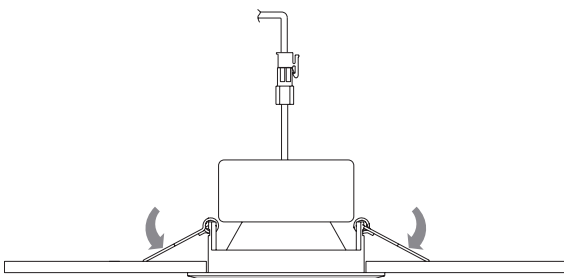
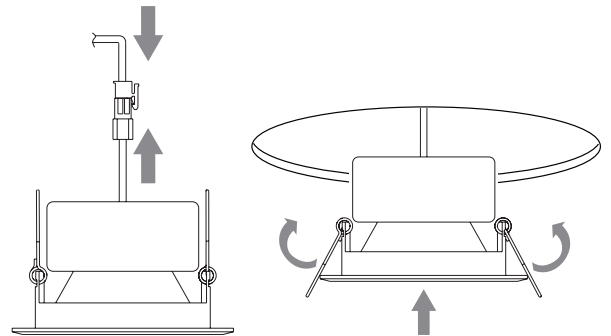
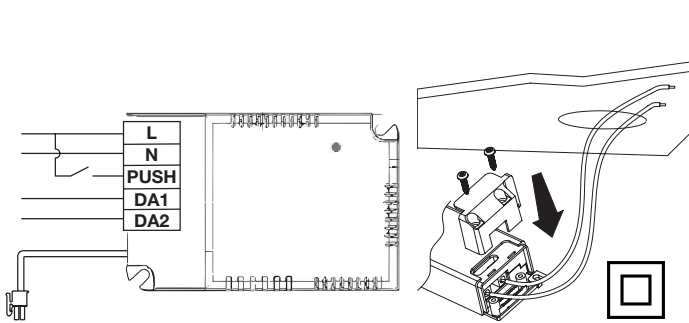
Kg 0,48 Kg

Kg 0,7 Kg

ELIA DL



Kg 0,81 Kg



Punto di contatto indicato in adempimento ai fini delle direttive e regolamenti UE applicabili:

Contact details according to the relevant European Directives and Regulations:

GEWISS S.p.A. Via A.Volta, 1 IT-24069 Cenate Sotto (BG) Italy tel: +39 035 946 111 E-mail: qualitymarks@gewiss.com



+39 035 946 111
8.30 - 12.30 / 14.00 - 18.00
lunedì - venerdì - monday - friday



+39 035 946 260



sat@gewiss.com
www.gewiss.com