


10440000	DATA SHEET	
Valid from: 18.09.2020	EPIC® H-A 10 SS / H-A 10 BS	

Description

- H-A inserts with screw termination up to 2.5 mm² wire cross section.
- Slim connector insert for standard application.
- Easy to service screw connection.
- Universal for current and voltage transmission.



General Characteristics

Series	H-A 10
Version	Male/Female (Article 10441000)
Wire Protection	No
Number of Contacts	10+PE
Termination Methods	Screw termination: 0.5 - 2.5 mm ² (2.5 mm ² with conductor end sleeves depending on the crimping profile)
Protection (DIN EN 60529)	IP65, latched to the housing
Protection (NEMA 250, UL50E)	4, 12, latched to the housing
Temperature Range	-40°C to +100°C, short-term up to +125°C

Mechanical Characteristics

Cycle of mechanical operation	100
-------------------------------	-----

Electrical Characteristics

Rated Voltage, IEC	400 V
Rated Voltage, UL	600 V
Rated Voltage, CSA	600 V
Rated Impulse Voltage	4 kV
Rated Current, IEC	16 A
Rated Current, UL	14 A
Rated Current, CSA	16 A
Contact Resistance	1,5 - 4 mOhm
Degree of Soiling	3


Materials and Surfaces

Contacts	Copper alloy, hard silver-plated
Insulating Body	PC
Flammability Class according to UL 94	V0

Approvals

UL-Approval, E-File-Number	E75770
VDE-Approval, VDE-REG.-Nr.	B437

Creator: JOKR1/PDP Released: IVSE1/PDP	Document: DB10440000EN Version: 04	Page 1 of 3
---	---------------------------------------	-------------

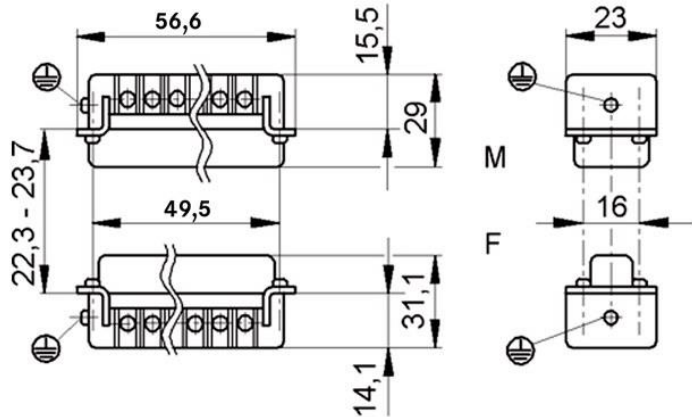
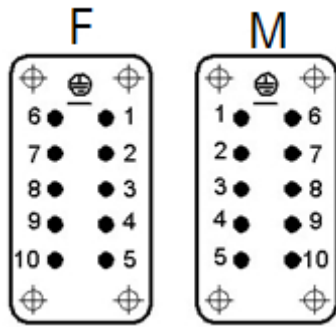
10440000	DATA SHEET	
Valid from: 18.09.2020	EPIC® H-A10 SS / H-A10 BS	


Standard

Safety Standard

IEC 61984, UL 1977 CSA-C22.2 182.3

Technical Drawings



10440000	DATA SHEET	
Valid from: 18.09.2020	EPIC® H-A10 SS / H-A10 BS	



Industrial machinery and plant engineering



Assembly time



Space requirement

Info

Slim standard insert, easy to connect by screw
Universal for current and voltage transmission

Application range

Machine and equipment manufacturings
Control engineering

Use for railway applications - Fire protection in rail vehicles: test in accordance with EN 45545-2. Requirement set R22 u. R23. Danger level HL1, HI2 u. HL3

Remark

Photographs are not to scale and do not represent detailed images of the respective products.

Creator: JOKR1/PDP Released: IVSE1/PDP	Document: DB10440000EN Version: 04	Page 3 of 3
---	---------------------------------------	-------------