


PRODUCT DATASHEET

PANEL LOUVER SURF KIT 600 BK

PANEL LOUVER SURFACE KIT | Panel luminaires



Areas of application

- Offices, conference rooms
- Reception areas, foyers, corridors, elevators

Product benefits

- Easy installation
- Black or white housing version available

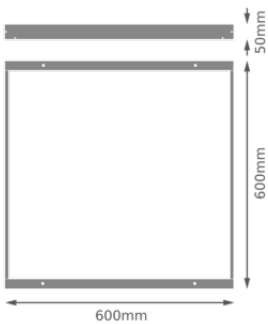
Product features

- Extruded aluminum frame

TECHNICAL DATA

Dimensions & Weight

| | |
|----------------|----------|
| Length | 600 mm |
| Width | 600 mm |
| Height | 50 mm |
| Product weight | 450.00 g |






PANEL LOUVER SURF KIT 600

Materials & Colors

| | |
|---------------|-------|
| Product color | Black |
|---------------|-------|

DOWNLOAD DATA

| Documents and certificates | Document name |
|---|------------------------------------|
|  User instruction / safety instructions | PANEL LOUVER SURF KIT 600 |
|  Legal information | PL LOUVER 600/1200/SUSP/SURF KIT |
|  Legal information | Informationstext 18 Abs 4 ElektroG |

LOGISTICAL DATA

| Product code | Packaging unit (Pieces/Unit) | Dimensions (length x width x height) | Gross weight | Volume |
|---------------|------------------------------|--------------------------------------|--------------|-----------------------|
| 4099854155406 | Folding box 1 | 605 mm x 35 mm x 56 mm | 500.00 g | 1.19 dm ³ |
| 4099854155413 | Shipping box 20 | 625 mm x 195 mm x 245 mm | 10426.00 g | 29.86 dm ³ |

The mentioned product code describes the smallest quantity unit which can be ordered. One shipping unit can contain one or more single products.

When placing an order, for the quantity please enter single or multiples of a shipping unit.

DISCLAIMER

Subject to change without notice. Errors and omission excepted. Always make sure to use the most recent release.