

DCOR L 2P SN1860 (999 937)

- Visual fault indication
- Interruption of the load circuit in the event of a fault
- Compact design


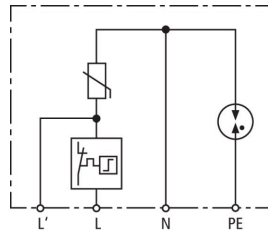
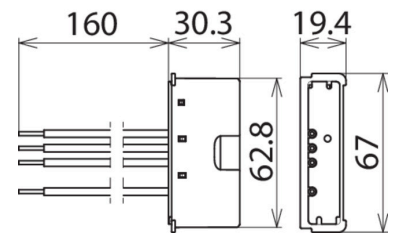


Figure without obligation



Basic circuit diagram DCOR L 2P SN1860



Dimension drawing DCOR L 2P SN1860

Surge arrester for all installation systems; compact design. With disconnection of the load circuit in the event of a fault.

Technical data

Type	DCOR L 2P SN1860
Part No.	999 937
SPD according to EN 61643-11 / IEC 61643-11	type 2 / class II
Energy coordination with terminal equipment (≤ 10 m)	type 2 + type 3
Nominal voltage (a.c.) (U_n)	230 V (50 / 60 Hz)
Max. continuous operating voltage (a.c.) [L-N] (U_c)	275 V (50 / 60 Hz)
Max. continuous operating voltage (a.c.) [N-PE] (U_c)	255 V (50 / 60 Hz)
Nominal discharge current (8/20 μ s) (I_n)	5 kA
Max. discharge current (8/20 μ s) (I_{max})	10 kA
Voltage protection level [L-N] (U_p)	≤ 1.5 kV
Voltage protection level [L-N] at 3 kA (U_p)	≤ 1 kV
Voltage protection level [L-N] at 1.5 kA (U_p)	≤ 0.85 kV
Voltage protection level [N-PE] (U_p)	≤ 1.5 kV
Follow current extinguishing capability [N-PE] (I_n)	100 A _{rms}
Response time [L-N] (t_A)	≤ 25 ns
Response time [L/N-PE] (t_A)	≤ 100 ns
Max. load current (I_L)	10 A
Max. mains-side overcurrent protection	B 16 A
Short-circuit withstand capability for mains-side overcurrent protection (I_{SCCR})	1 kA _{rms}
Short-circuit withstand capability for mains-side overcurrent protection with 16 A gG (I_{SCCR})	6 kA _{rms}
Temporary overvoltage (TOV) [L-N] (U_T) – Characteristic	335 V / 5 sec. – withstand
Temporary overvoltage (TOV) [L-N] (U_T) – Characteristic	440 V / 120 min. – safe failure
Temporary overvoltage (TOV) [N-PE] (U_T) – Characteristic	1200 V / 200 ms – safe failure
Fault indication	red
Interruption of the load circuit in the event of a fault	yes
Number of ports	1
Operating temperature range (T_U)	-40 °C ... +80 °C
Connecting wires	1.5 mm ² , 160 mm long
Enclosure material	thermoplastic, red, UL 94 V-2
Place of installation	indoor installation, fuse boxes for mast installation
Degree of protection of installed device	IP 20
Additional tests:	-----
– Total discharge current (I_{sum})	20 kA
Extended technical data:	-----
– Combination wave (U_{oc})	10 kV
Weight	56 g
Customs tariff number	85363030
GTIN	4013364303195
PU	1 Stk

We reserve the right to introduce changes in performance, configuration and technology, dimensions, weights and materials in the course of technical progress. The figures are shown without obligation.