


19137000	DATA SHEET	
Valid from: 29.08.2022	EPIC® H-B 32 SG	

Description

- The large, robust housing for two inserts of size 16



General Characteristics

Series	H-B 32
Version	Surface-mount base
Locking	Double lever
Cable entry	Lateral, see table
Gland body	See table
Protection (DIN EN 60529)	IP 65 (latched)
Temperature Range	-40°C to +100°C, short term up to +125°C

Materials / Surfaces

Housing	Aluminium alloy, powder-coated, grey
Locking	Steel, zinc-plated
Gland body	Brass, nickel-plated
Sealing	NBR


Standard

Safety Standard	IEC 61984
-----------------	-----------

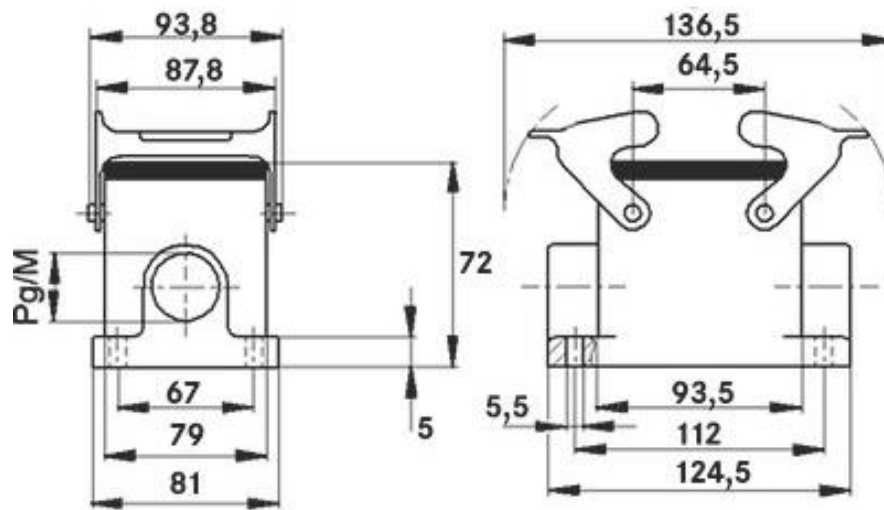
Versions

Article number	Article description	Cable entry (right)	Cable entry (left)	Gland body
10137000	EPIC® H-B 32 SGR 29 ZW	Pg 29	-	Yes
10138000	EPIC® H-B 32 SGRL 29 ZW	Pg 29	Pg 29	Yes
19137000	EPIC® H-B 32 SGR M32 ZW	M32	-	Yes
19138000	EPIC® H-B 32 SGRL M32 ZW	M32	M32	Yes
19145400	EPIC® H-B 32 SGRL M40	M40	M40	No
19146400	EPIC® H-B 32 SGR M40	M40	-	No

Creator: BEGE1/PDP Released: IVSE1/PDP	Document: DB19137000EN Version: 00	Page 1 of 2
---	---------------------------------------	-------------

19137000	DATA SHEET	
Valid from: 29.08.2022	EPIC® H-B 32 SG	

Technical Drawings



Industrial machinery and plant engineering



Mechanical resistance



Robust



Waterproof

Application range

Plant engineering, Control engineering, Plastics industry

Remark

Photographs are not to scale and do not represent detailed images of the respective products.

Creator: BEGE1/PDP Released: IVSE1/PDP	Document: DB19137000EN Version: 00	Page 2 of 2
---	---------------------------------------	-------------